

# Price indices of sold production of industry in December 2023

19.01.2024


**6.4%**

the decrease of producer prices in industry compared to December 2022

According to preliminary data, the prices of sold production of industry in December 2023 decreased compared to November 2023 by – 0.8%, as well as compared to the corresponding month of the previous year - by 6.4%.

**Table 1. Price indices of sold production of industry in November and December 2023**

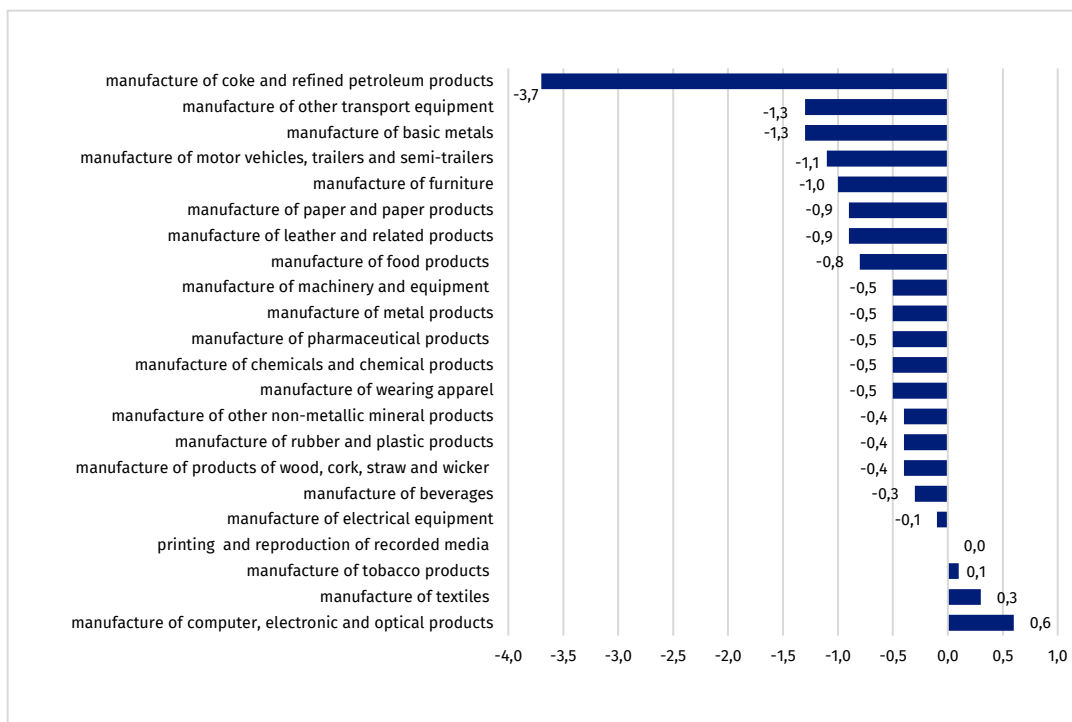
SPECIFICATION	11 2023		12 2023		01-12 2023
	10 2023=100	corresponding period 2022=100		11 2023=100	01-12 2022=100
<b>TOTAL</b>	98.8*	94.9*	93.6	99.2	102.4
Mining and quarrying	98.0*	103.3*	102.6	100.0	112.8
Manufacturing	99.1*	92.3*	92.1	99.1	98.3
Electricity, gas, steam and air conditioning supply	97.0*	104.9*	96.3	98.9	125.7
Water supply; sewerage, waste management and remediation activities	99.9*	103.2*	103.0	99.9	103.8

\* Data revised.

## Prices changes of sold production of industry in December 2023 compared to November 2023

According to preliminary data, **the prices of sold production of industry** in December 2023 were 0.8% lower than in November 2023. The prices decreased the most in **electricity, gas, steam and air conditioning supply section** – by 1.1%. **In the manufacturing section** prices have also been reduced – by 0.9%. Among divisions of manufacturing the biggest decrease in prices was recorded in manufacture of coke and refined petroleum products – by 3.7%.

**Chart 1. Prices changes of sold production of industry by sections in December 2023 compared to November 2023**



Among divisions of manufacturing in December 2023 in comparison to the previous month the prices raised the most in manufacture of computer, electronic and optical products

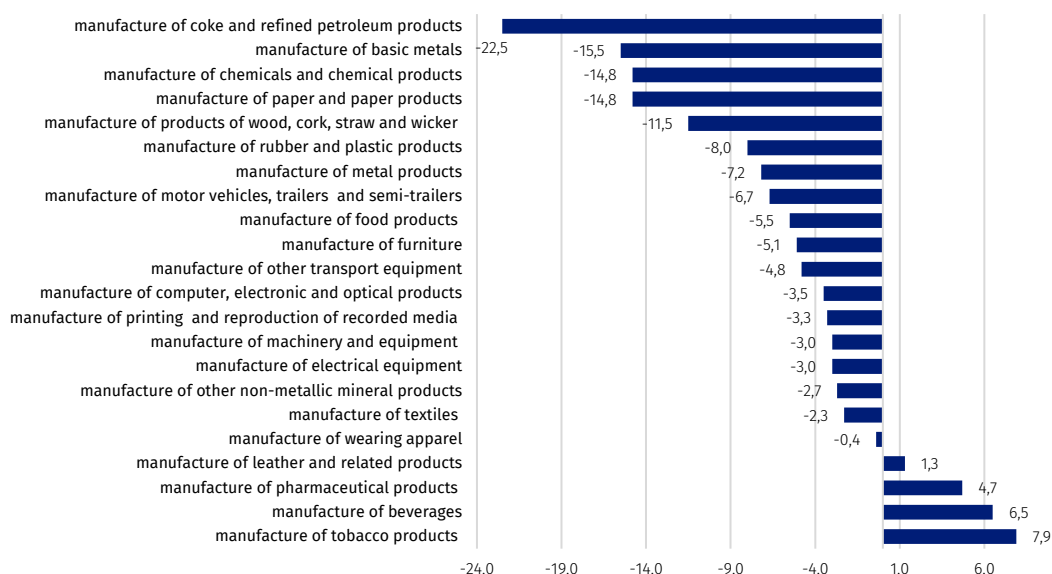
In **water supply; sewerage, waste management and remediation activities** section the prices have been reduced – by 0.1%.

In **mining and quarrying** section the prices remained at a level similar to that recorded a month ago.

## Prices changes of sold production of industry in December 2023 compared to December 2022

In December 2023 **the prices of sold production of industry** compared to the corresponding month of the previous year decreased – by 6.4%. The decrease was recorded in **manufacturing** section – by 7.9%, of which in manufacture of coke and refined petroleum products – by 22.5%.

**Chart 2. Prices changes of sold production of industry in December 2023 compared to December 2022**

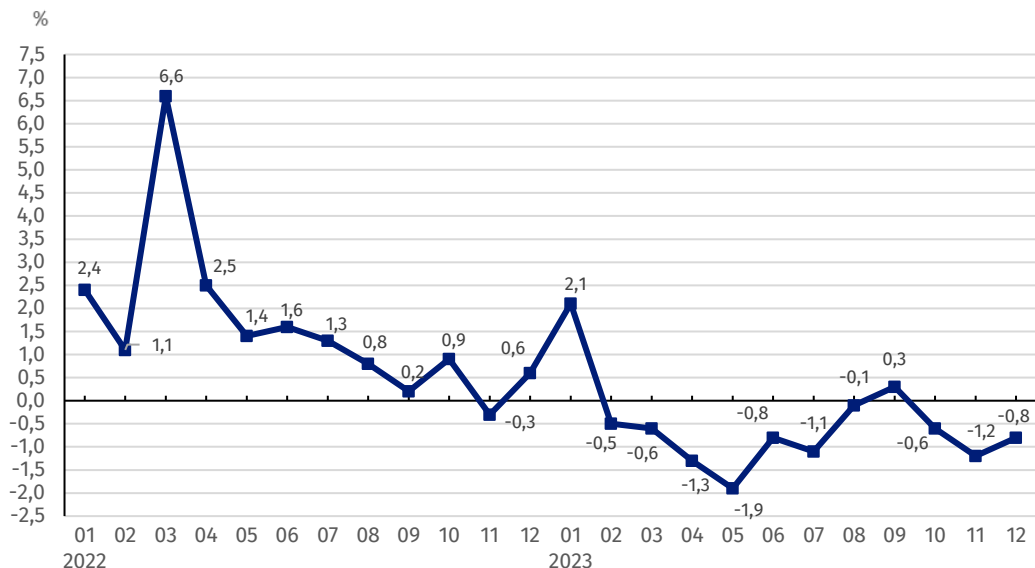


In December 2023 in comparison to the corresponding month of the previous year, the prices were increased the most in production of tobacco products

In **electricity, gas, steam and air conditioning supply** section prices have decreased – by 3.7%. However, prices in **water supply; sewerage, waste management and remediation activities** section increased in annual terms – by 3.0%.

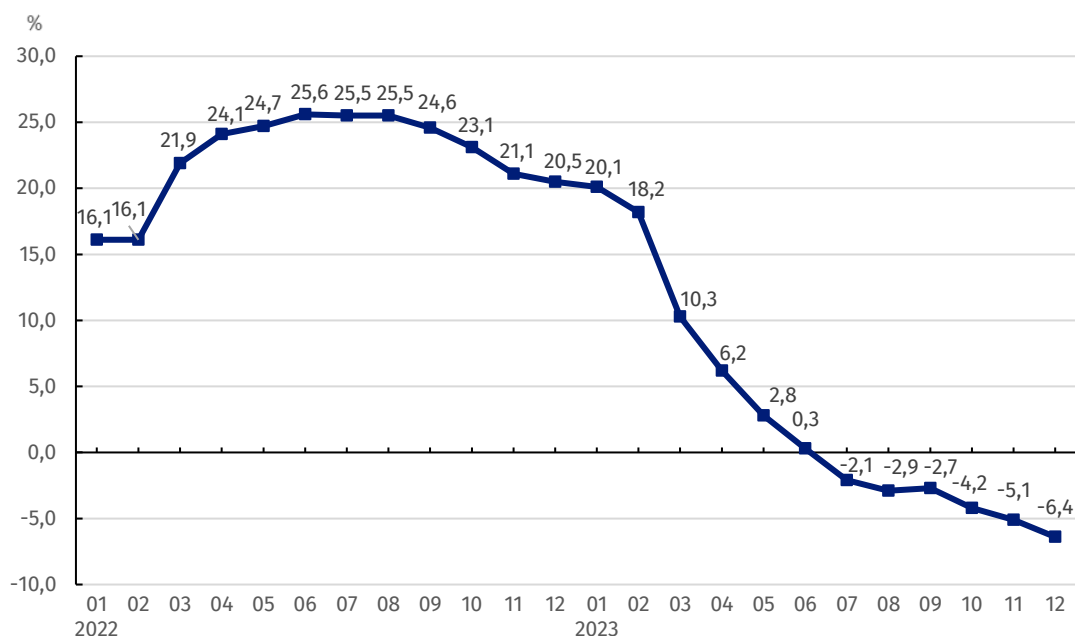
Prices were also raised in **mining and quarrying** section – by 2.6%, of which in mining of coal and lignite – by 8.9%, with the price drop in the mining of metal ores – by 7.9%.

**Chart 3. Prices changes of sold production of industry in 2022-2023 in relation to the previous period**



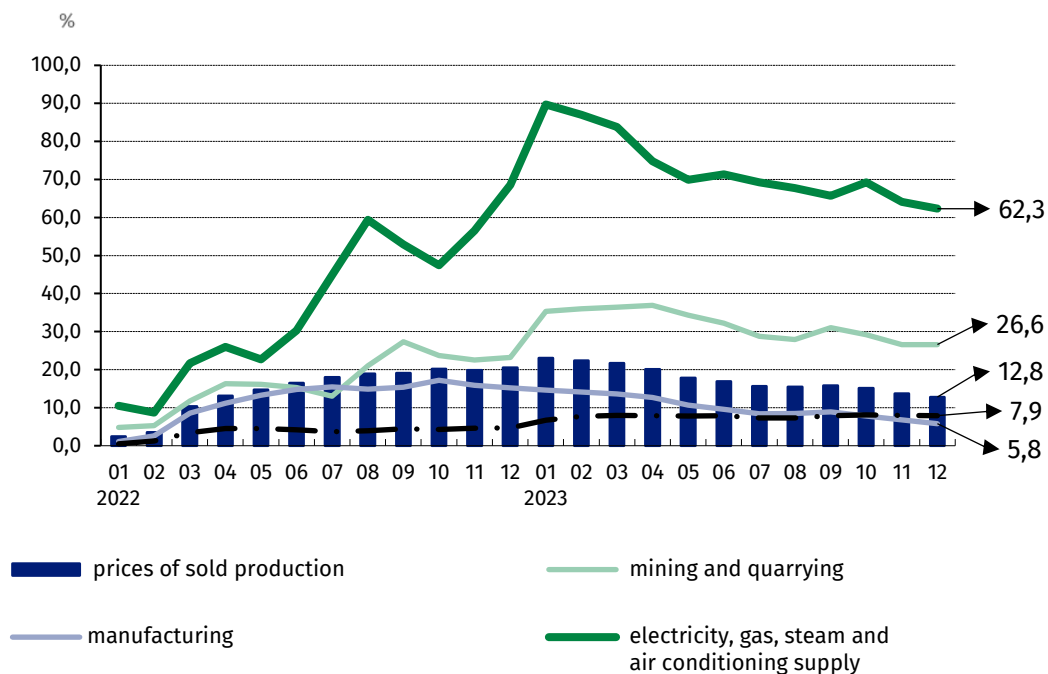
In December 2023, compared to November 2023, there was a decrease in prices of industrial production sold by 0.8%

**Chart 4. Prices changes of sold production of industry in 2022-2023 in relation to the same period of the previous year**



In December 2023, a further slowdown was observed, with a decrease in price growth dynamics of sold production of industry was recorded in annual terms

**Chart 5. Prices changes of sold production of industry by sections NACE in 2022-2023 in relation to December 2021**



In case of quoting Statistics Poland data, please provide information: "Source of data: Statistics Poland", and in case of publishing calculations made on data published by Statistics Poland, please include the following disclaimer: "Own study based on figures from Statistics Poland".







Prepared by:  
**The Trade and Services Department**  
**Director Ewa Adach-Stankiewicz**  
Phone: (+48 22) 608 31 24

Issued by:  
**The Spokesperson for the President  
of Statistics Poland**  
**Karolina Banaszek**  
Phone: (+48) 695 255 011

**Press Office**

Phone: (+48 22) 608 38 04

**e-mail: [obslugaprasowa@stat.gov.pl](mailto:obslugaprasowa@stat.gov.pl)**

-  [stat.gov.pl/en/](https://stat.gov.pl/en/)
-  [@StatPoland](https://twitter.com/StatPoland)
-  [@GlownyUrzadStatystyczny](https://www.facebook.com/GlownyUrzadStatystyczny)
-  [gus\\_stat](https://www.instagram.com/gus_stat)
-  [glownyurządstatystycznygus](https://www.youtube.com/glownyurządstatystycznygus)
-  [glownyurządstatystyczny](https://www.linkedin.com/company/glownyurządstatystyczny)

**Related information**

[Statistical Bulletin](#)

[News Releases](#)

**Data available in databases**

[Analytical Platform - Knowledge Databases](#)

[Macroeconomic Data Bank](#)

[Prices indices \(Topics: Prices, Trade\)](#)

**Terms used in official statistics**

[Price index of sold production of industry](#)