

Price indices of sold production of industry in November 2023

20.12.2023


4.7%

the decrease of producer prices in industry compared to November 2022

According to preliminary data, the prices of sold production of industry in November 2023 decreased compared to October 2023 by 0.8%, as well as compared to the corresponding month of the previous year - by 4.7%.

Table 1. Price indices of sold production of industry in October and November 2023

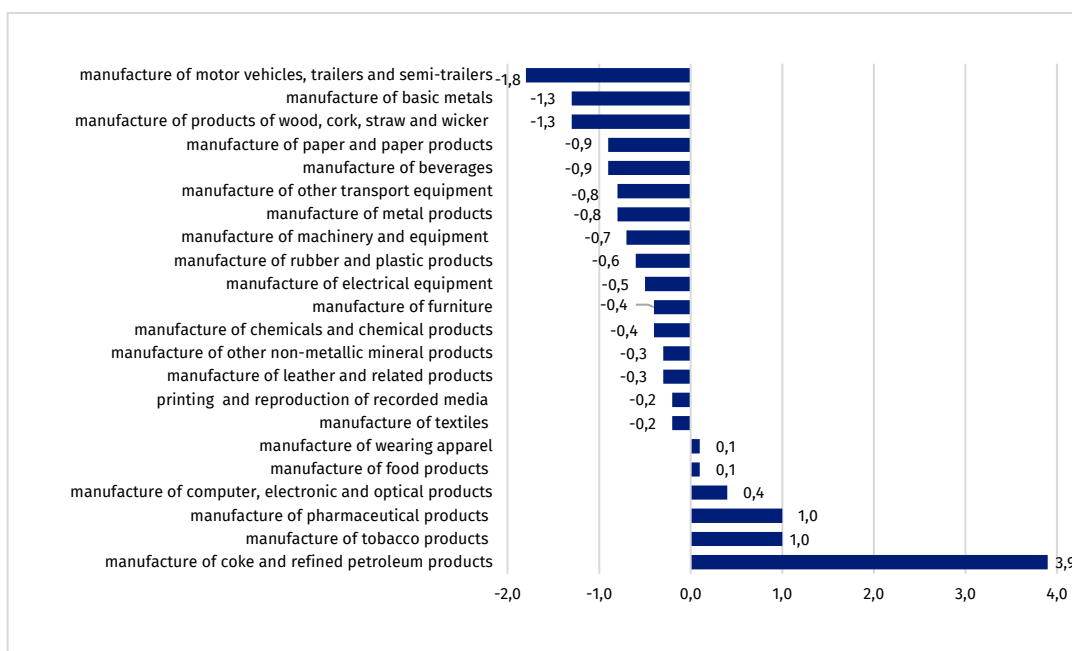
SPECIFICATION	10 2023		11 2023		01-11 2023	
	09 2023=100	corresponding period 2022=100	10 2023=100	12 2022=100	01-11 2022=100	
TOTAL	99.4*	95.8*	95.3	99.2	94.7	103.3
Mining and quarrying	98.6*	104.3*	103.6	98.3	102.9	113.8
Manufacturing	99.0*	92.1*	92.8	99.7	93.4	98.9
Electricity, gas, steam and air conditioning supply	102.1*	114.8*	104.2	96.4	96.8	129.0
Water supply; sewerage, waste management and remediation activities	100.2	103.6	103.3	100.0	103.2	103.9

* Data revised.

Prices changes of sold production of industry in November 2023 compared to October 2023

According to preliminary data, **the prices of sold production of industry** in November 2023 were 0.8% lower than in October 2023. The prices decreased the most in **electricity, gas, steam and air conditioning supply section** by 3.6%. In **mining and quarrying** section prices have been reduced by 1.7%, of which in mining of coal and lignite by 2.4% as well as in mining of metal ores by 1.4%. **In the manufacturing** section prices have also been reduced by 0.3%. Among divisions of manufacturing the biggest decrease in prices was recorded in manufacture of motor vehicles, trailers and semi-trailers (by 1.8). The prices increased the most in manufacture of coke and refined petroleum products (by 3.9%).

Chart 1. Prices changes of sold production of industry by sections in November 2023 compared to October 2023



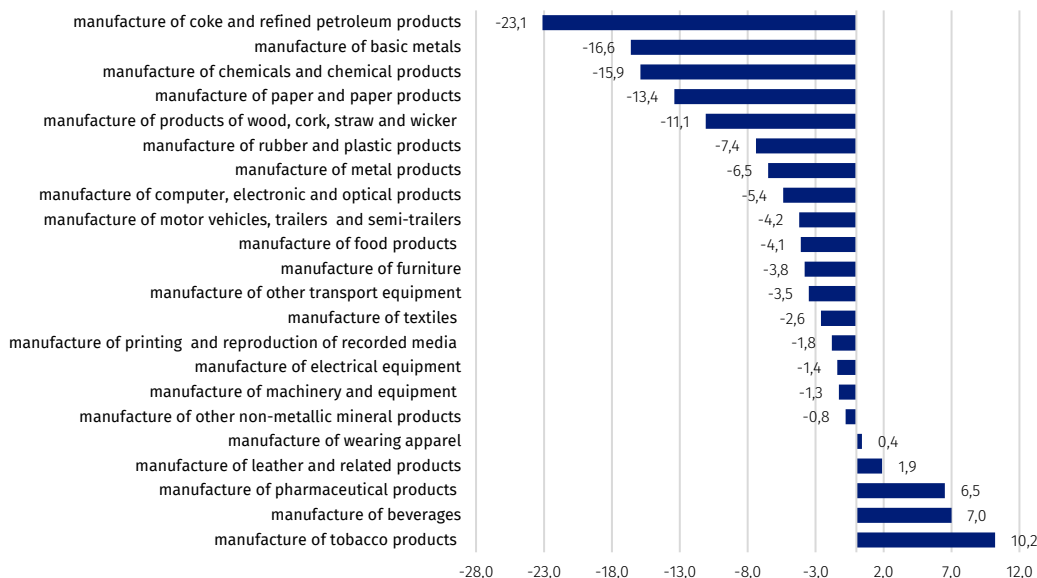
Among divisions of manufacturing in November 2023 in comparison to the previous month the prices dropped the most in manufacture of motor vehicles, trailers and semi-trailers

In **water supply; sewerage, waste management and remediation activities** section the prices remained at a level similar to that recorded a month ago.

Prices changes of sold production of industry in November 2023 compared to November 2022

In November 2023 **the prices of sold production of industry** compared to the corresponding month of the previous year decreased by 4.7%. The decrease was recorded in **manufacturing** by 7.2%, of which in manufacture of coke and refined petroleum products by 23.1%. The prices were increased the most in production of tobacco products by 10.2%.

Chart 2. Prices changes of sold production of industry in November 2023 compared to November 2022

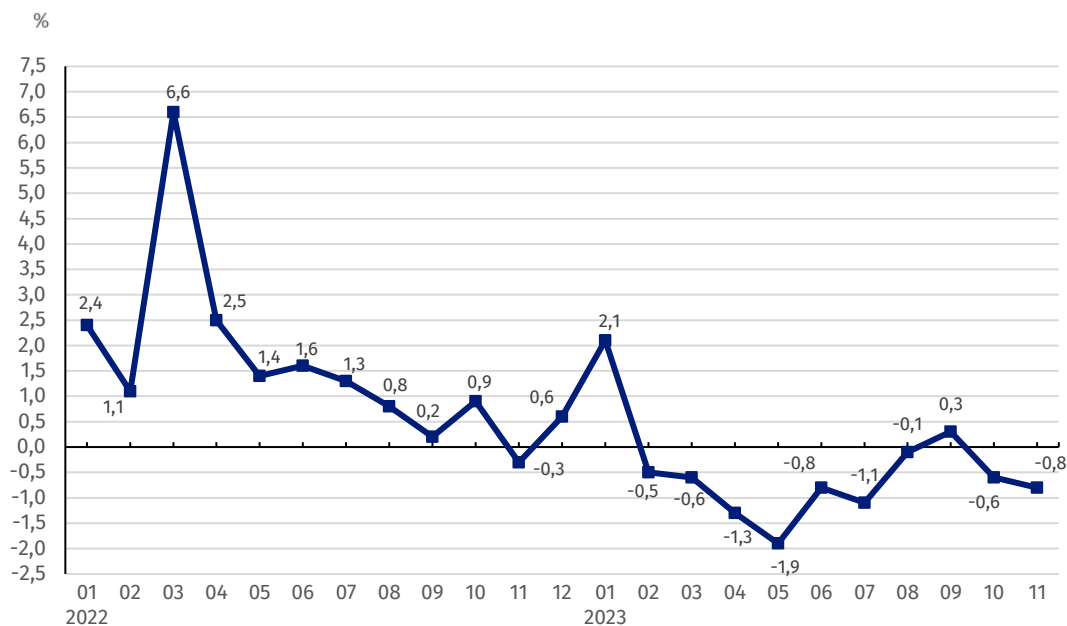


In November 2023 in comparison to the corresponding month of the previous year, the prices in manufacture of coke and refined petroleum products decreased the most. The highest increase in prices was recorded in manufacture of tobacco products

The price increase was recorded in the section **water supply; sewerage, waste management and remediation activities** in annual terms by 3.3%.

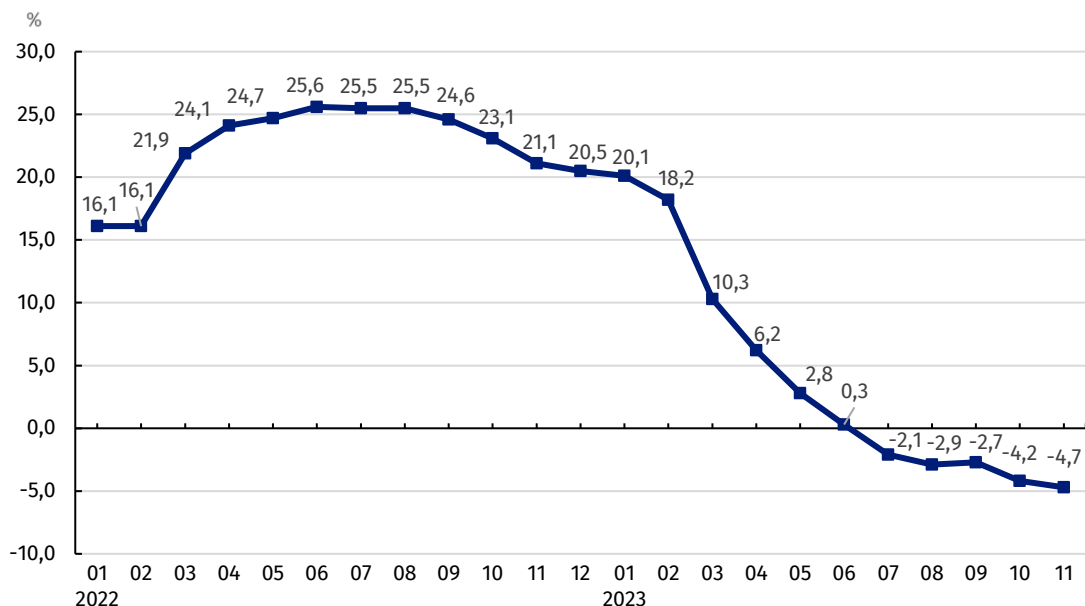
In **mining and quarrying** section prices have increased by 3.6%, of which in mining of coal and lignite by 9.9%, with the price drop in the mining of metal ores by 7.2%. Prices increased the most in **electricity, gas, steam and air conditioning supply** section – by 4.2%.

Chart 3. Prices changes of sold production of industry in 2022-2023 in relation to the previous period



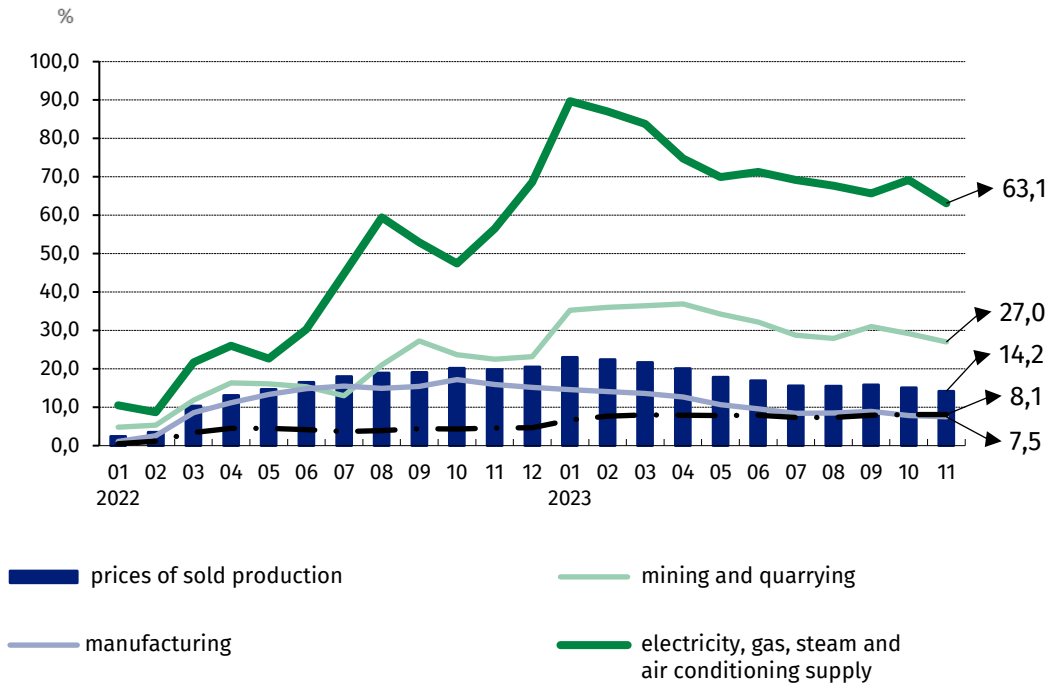
In November 2023, compared to October 2023, there was a decrease in prices of industrial production sold by 0.8%

Chart 4. Prices changes of sold production of industry in 2022-2023 in relation to the same period of the previous year



In November 2023, a further slowdown was observed, with a decrease in price growth dynamics of sold production of industry was recorded in annual terms

Chart 5. Prices changes of sold production of industry by sections NACE in 2022-2023 in relation to December 2021



In case of quoting Statistics Poland data, please provide information: "Source of data: Statistics Poland", and in case of publishing calculations made on data published by Statistics Poland, please include the following disclaimer: "Own study based on figures from Statistics Poland".







Prepared by:
The Trade and Services Department
Director Ewa Adach-Stankiewicz
Phone: (+48 22) 608 31 24

Issued by:
**The Spokesperson for the President
of Statistics Poland**
Karolina Banaszek
Phone: (+48) 695 255 011

Press Office

Phone: (+48 22) 608 38 04

e-mail: obslugaprasowa@stat.gov.pl

-  stat.gov.pl/en/
-  [@StatPoland](https://twitter.com/StatPoland)
-  [@GlownyUrzadStatystyczny](https://www.facebook.com/GlownyUrzadStatystyczny)
-  [gus_stat](https://www.instagram.com/gus_stat)
-  [glownyurządstatystycznygus](https://www.youtube.com/glownyurządstatystycznygus)
-  [glownyurządstatystyczny](https://www.linkedin.com/company/glownyurządstatystyczny)

Related information

[Statistical Bulletin](#)

[News Releases](#)

Data available in databases

[Analytical Platform - Knowledge Databases](#)

[Macroeconomic Data Bank](#)

[Prices indices \(Topics: Prices, Trade\)](#)

Terms used in official statistics

[Price index of sold production of industry](#)