

# Price indices of sold production of industry in September 2023

**19.10.2023**

**2.8%**

the decrease of producer prices in industry compared to September 2022

According to preliminary data, the prices of sold production of industry in September 2023 increased compared to August 2023 by 0.3% and decreased compared to the corresponding month of the previous year - by 2.8%.

**Table 1. Price indices of sold production of industry in August and September 2023**

SPECIFICATION	08 2023		09 2023		01-09 2023	
	07 2023 = 100	corresponding period 2022=100	08 2023=100	12 2022=100	01-09 2022=100	
<b>TOTAL</b>	<b>99.9*</b>	<b>97.1*</b>	<b>97.2</b>	<b>100.3</b>	<b>96.1</b>	<b>105.1</b>
Mining and quarrying	99.3	105.6*	102.7	102.3	106.1	116.2
Manufacturing	100.1*	94.5*	94.4	100.3	94.5	100.4
Electricity, gas, steam and air conditioning supply	99.1*	105.2*	109.2	99.5	99.0	134.2
Water supply; sewerage, waste management and remediation activities	100.0*	103.2*	103.1	100.4	102.8	104.0

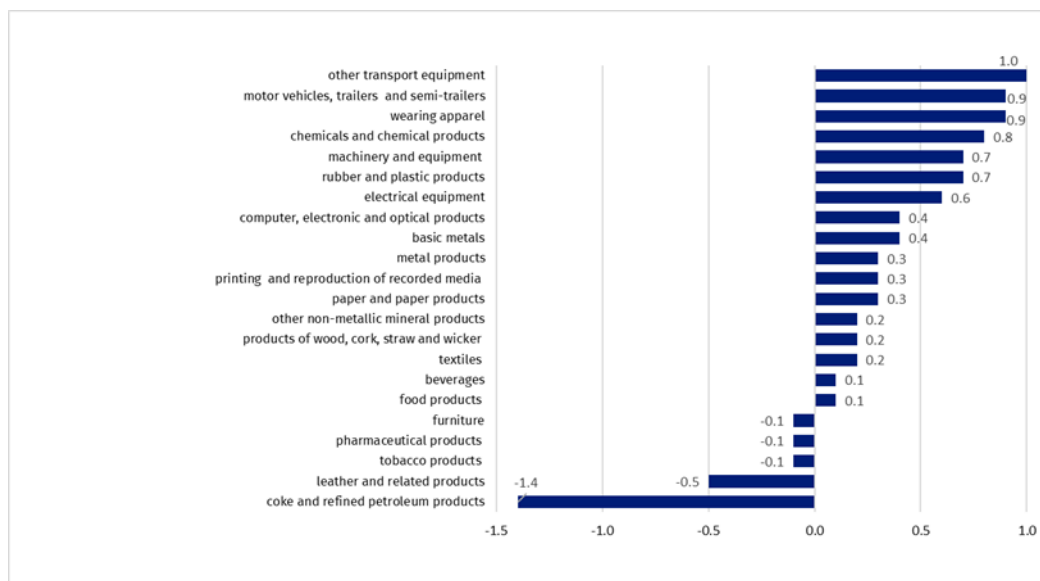
\* Data revised.

### Prices changes of sold production of industry in September 2023 compared to August 2023

According to preliminary data, **the prices of sold production of industry** in September 2023 were 0.3% higher than in August 2023. The prices increased the most in **mining and quarrying** by 2.3%, of which in mining of coal and lignite by 4.4% and mining of metal ores by 1.7%. In **water supply; sewerage, waste management and remediation activities** section the prices increased by 0.4%. **In the manufacturing** section prices have risen by 0.3%. Among divisions of manufacturing the biggest increase in prices was recorded in manufacture of other transport equipment (by 1.0%). The prices dropped the most in manufacture of coke and refined petroleum products (by 1.4%).

Among divisions of manufacturing in September 2023 in comparison to the previous month the biggest increase in prices was recorded in manufacture of other transport equipment

**Chart 1. Prices changes of sold production of industry by sections in September 2023 compared to August 2023**

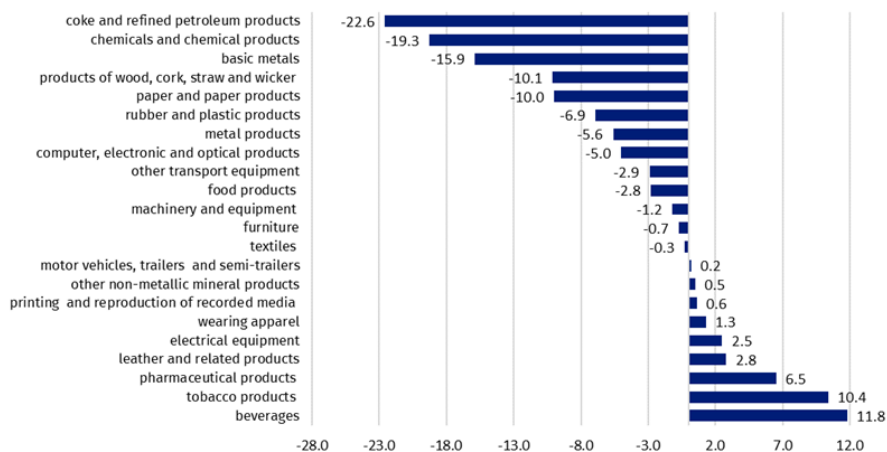


A price drop was recorded in electricity, gas, steam and air conditioning supply section by 0.5%.

## Prices changes of sold production of industry in September 2023 compared to September 2022

In September 2023 **the prices of sold production of industry** compared to the corresponding month of the previous year decreased by 2.8%. The decrease was recorded in **manufacturing** by 5.6%, of which in manufacture of coke and refined petroleum products by 22.6%. The prices were increased the most in production of beverages by 11.8%.

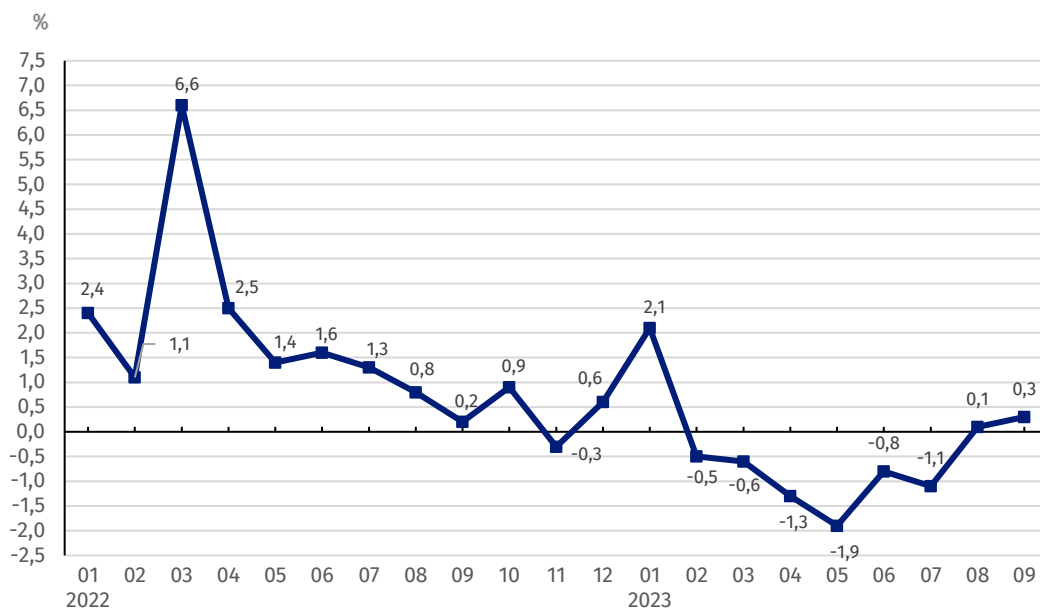
Chart 2. Prices changes of sold production of industry in September 2023 compared to September 2022



In September 2023 in comparison to the corresponding month of the previous year, the prices in manufacture of coke and refined petroleum products decreased the most. The highest increase in prices was recorded in manufacture of beverages

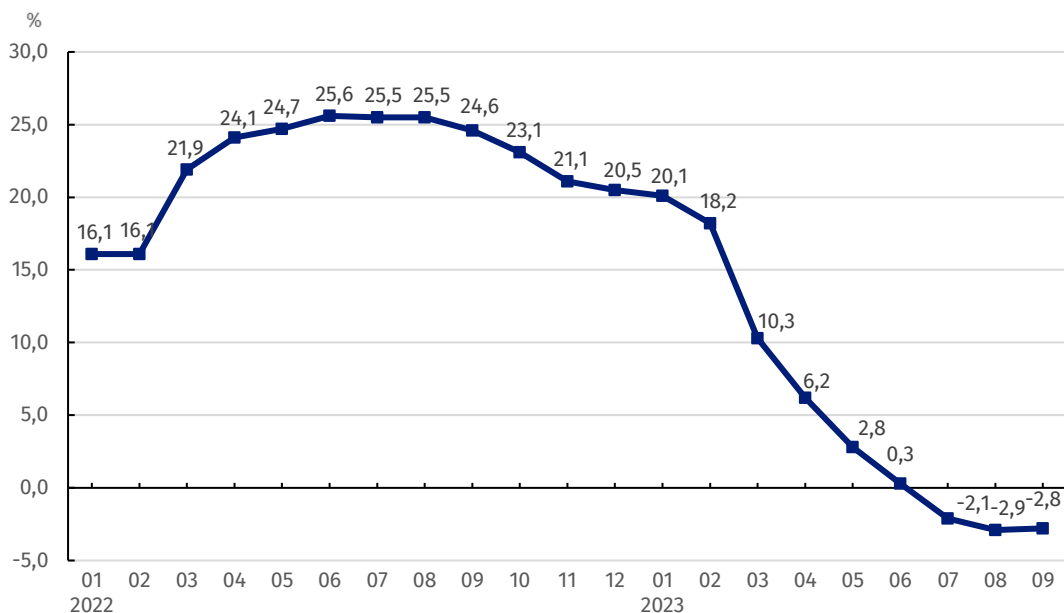
In **mining and quarrying** section the prices increased in annual terms by 2.7%, of which in mining of coal and lignite by 2.5%, as well as in the mining of metal ores by 0.7%. The price increase was recorded in the section **water supply; sewerage, waste management and remediation activities** by 3.1%, as well as **electricity, gas, steam and air conditioning supply** by 9.2%.

**Chart 3. Prices changes of sold production of industry in 2022-2023 in relation to the previous period**



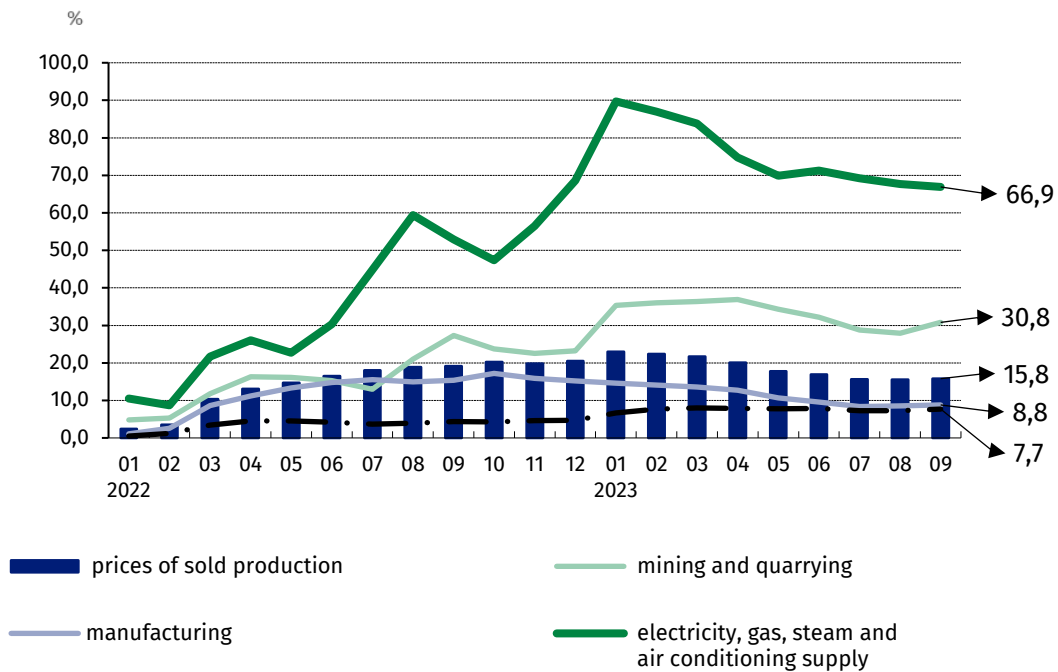
In September 2023 in relation to August 2023 the prices increase of sold production of industry was recorded by 0.3%

**Chart 4. Prices changes of sold production of industry in 2022-2023 in relation to the same period of the previous year**



In September 2023, a further slowdown was observed, with a decrease in price growth dynamics of sold production of industry was recorded in annual terms

**Chart 5. Prices changes of sold production of industry by sections NACE in 2022-2023 in relation to December 2021**



In case of quoting Statistics Poland data, please provide information: "Source of data: Statistics Poland", and in case of publishing calculations made on data published by Statistics Poland, please include the following disclaimer: "Own study based on figures from Statistics Poland".







Prepared by:  
**The Trade and Services Department**  
**Director Ewa Adach-Stankiewicz**  
Phone: (+48 22) 608 31 24

Issued by:  
**The Spokesperson for the President  
of Statistics Poland**  
**Karolina Banaszek**  
Phone: (+48) 695 255 011

**Press Office**

Phone: (+48 22) 608 38 04

**e-mail: [obslugaprasowa@stat.gov.pl](mailto:obslugaprasowa@stat.gov.pl)**

-  [stat.gov.pl/en/](https://stat.gov.pl/en/)
-  [@StatPoland](https://twitter.com/StatPoland)
-  [@GlownyUrzadStatystyczny](https://www.facebook.com/GlownyUrzadStatystyczny)
-  [gus\\_stat](https://www.instagram.com/gus_stat)
-  [glownyurządstatystycznygus](https://www.youtube.com/glownyurządstatystycznygus)
-  [glownyurządstatystyczny](https://www.linkedin.com/company/glownyurządstatystyczny)

**Related information**

[Statistical Bulletin](#)

[News Releases](#)

**Data available in databases**

[Analytical Platform - Knowledge Databases](#)

[Macroeconomic Data Bank](#)

[Prices indices \(Topics: Prices, Trade\)](#)

**Terms used in official statistics**

[Price index of sold production of industry](#)