

# Price indices of sold production of industry in May 2023

21.06.2023


**3.1%**

the growth of producer prices in industry compared to May 2022

According to preliminary data, the prices of sold production of industry in May 2023 decreased compared to April 2023 by 1.6% and compared to that recorded in the corresponding month of the previous year increased by 3.1%.

**Table 1. Price indices of sold production of industry in April and May 2023**

SPECIFICATION	04 2023		05 2023		01-05 2023	
	03 2023 = 100	corresponding period 2022=100	04 2023=100	12 2022=100	01-05 2022=100	
<b>TOTAL</b>	<b>98.7*</b>	<b>106.2*</b>	<b>103.1</b>	<b>98.4</b>	<b>98.1</b>	<b>111.3</b>
Mining and quarrying	100.4*	117.6*	115.5	98.0	108.8	122.3
Manufacturing	99.2*	101.5*	98.3	98.7	96.6	105.6
Electricity, gas, steam and air conditioning supply	95.1*	138.7*	137.0	96.2	99.8	153.2
Water supply; sewerage, waste management and remediation activities	99.9	103.2	103.2	100.1	103.1	104.6

\* Data revised.

### Prices changes of sold production of industry in May 2023 compared to April 2023

According to preliminary data, **the prices of sold production of industry** in May 2023 decreased by 1.6% compared to April 2023. The deepest prices drop was recorded in the section **electricity, gas, steam and air conditioning supply** by 3.8%. The prices were also lower than in April 2023 in the section **mining and quarrying** by 2.0%, of which in mining of metal ores by 6.3%, with the prices growth in mining of coal and lignite by 0.3%. The prices drop was recorded in the section **manufacturing** by 1.3%. Among divisions of manufacturing the deepest prices decline was noticed in manufacture of coke and refined petroleum products (by 6.9%). The prices also decreased, among other things, in manufacture: of chemicals and chemical products (by 2.2%), of paper and paper products (by 1.8%), of rubber and plastic products (by 1.4%), of motor vehicles, trailers and semi-trailers (by 1.1%), of printing and reproduction of recorded media (by 1.0%), of food products and of furniture (by 0.9% each), of products of wood, cork, straw and wicker as well as of computer, electronic and optical products (by 0.8% each), of leather and related products and of basic metals (by 0.7% each), of metal products and of electrical equipment (by 0.6% each), of wearing apparel (by 0.5%), of textiles and of other non-metallic mineral products (by 0.4% each), of machinery and equipment as well as of other transport equipment (by 0.2% each). However, the prices higher than in April 2023 were, among other things, in manufacture: of beverages (by 0.1%), of tobacco products (by 0.2%) as well as of pharmaceutical products (by 0.8%). The prices in the section **water supply; sewerage, waste management and remediation activities** increased by 0.1%.

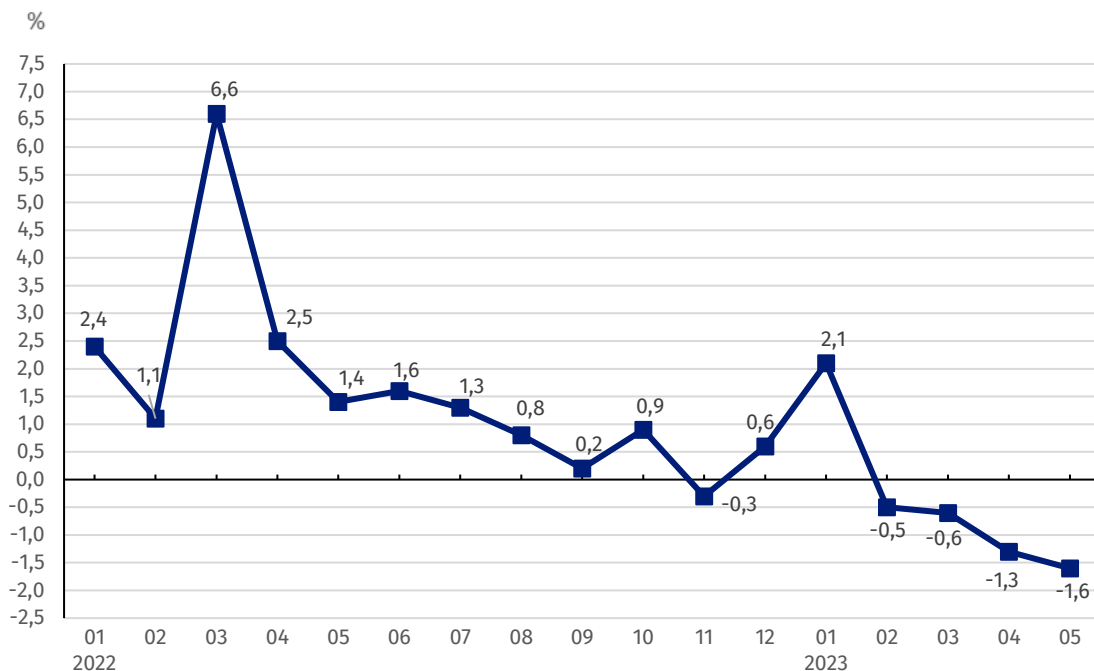
Among divisions of manufacturing in May this year in comparison with the previous month, the deepest prices drop was recorded in manufacture of coke and refined petroleum products, however the highest prices growth in manufacture of pharmaceutical products

### Prices changes of sold production of industry in May 2023 compared to May 2022

In May 2023 **the prices of sold production of industry** compared to the corresponding month of the previous year increased by 3.1%. The prices the most increased in the section **electricity, gas, steam and air conditioning supply** by 37.0%. The prices in the section **mining and quarrying** rose by 15.5%, of which in mining of coal and lignite by 35.1%, with the prices drop in mining of metal ores by 9.3%. The prices in the section **water supply; sewerage, waste management and remediation activities** increased in annual terms by 3.2%. However, the prices drop by 1.7% was recorded in **manufacturing**, of which the most in manufacture of coke and refined petroleum products (by 30.5%). The prices were also lower than in the year before in manufacture, among other things, : of basic metals (by 15.8%), of chemicals and chemical products (by 8.0%), of rubber and plastic products (by 2.4%), of paper and paper products (by 1.6%), of computer, electronic and optical products (by 0.8%), of products of wood, cork, straw and wicker (by 0.7%), of metal products (by 0.5%). However, the prices increased in manufacture, among other things, : of other transport equipment (by 1.1%), of furniture (by 2.1%), of machinery and equipment (by 2.2%), of wearing apparel (by 2.3%), of textiles (by 2.4%), of motor vehicles, trailers and semi-trailers (by 4.1%), of food products (by 5.2%), of leather and related products (by 5.7%), of printing and reproduction of recorded media (by 6.5%). The prices growth was also recorded, among other things, in manufacture: of electrical equipment (by 6.7%), of other non-metallic mineral products (by 9.7%), of pharmaceutical products (by 10.2%), of tobacco products (by 12.0%) and beverages (by 14.2%).

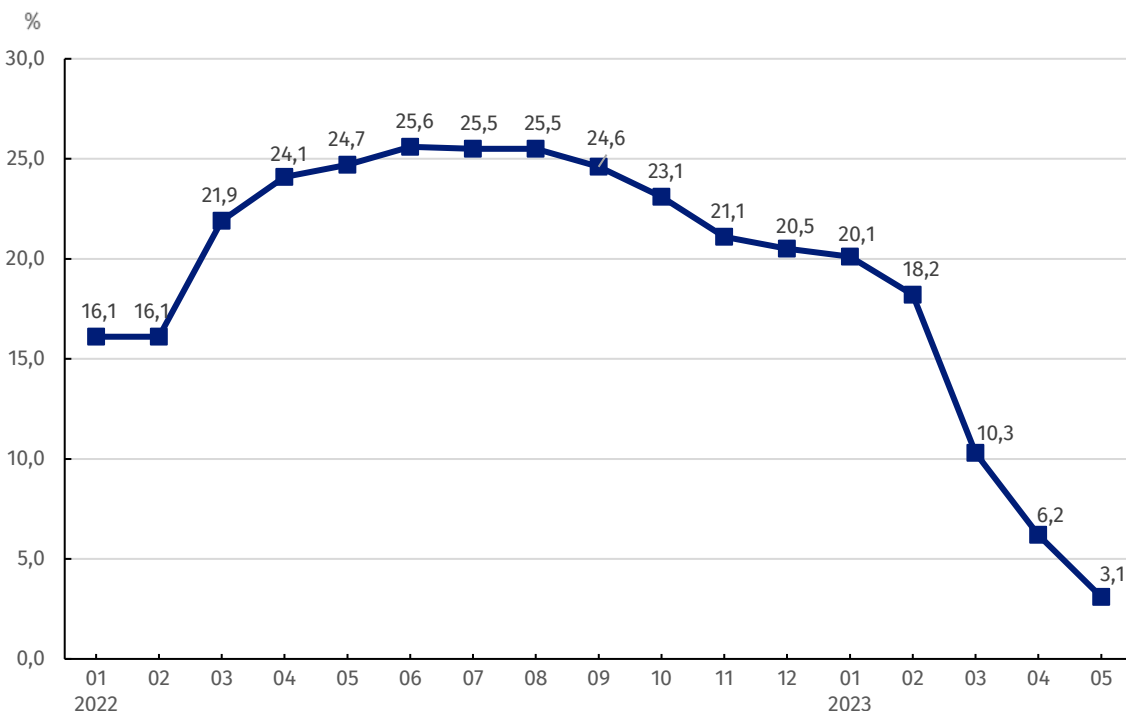
Among divisions of manufacturing In May 2023 in comparison with the corresponding month of the previous year, the prices in manufacture of beverages increased the most but the prices in manufacture of coke and refined petroleum products dropped the most

**Chart 1. Prices changes of sold production of industry in 2022-2023 in relation to the previous period**




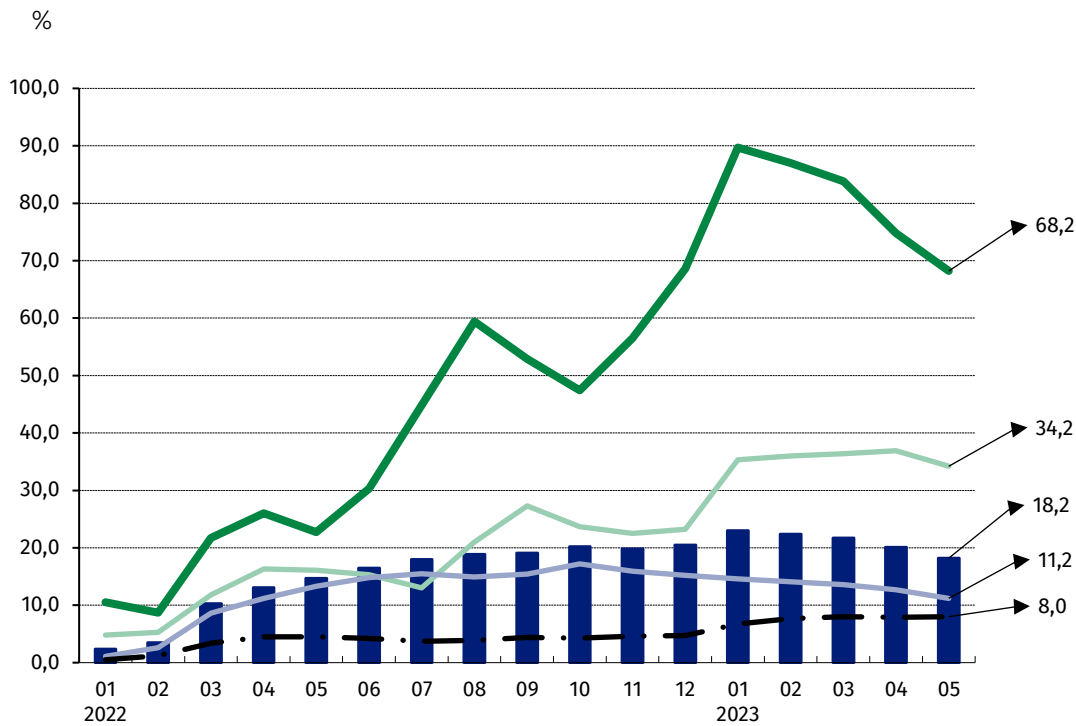
In May 2023 in relation to April 2023 the prices drop of sold production of industry was recorded by 1.6%

**Chart 2. Prices changes of sold production of industry in 2022-2023 in relation to the same period of the previous year**



In May 2023 the significant slowdown of dynamics of prices growth of sold production of industry was recorded in annual terms

**Chart 3. Prices changes of sold production of industry by sections NACE in 2022-2023 in relation to December 2021**



In case of quoting Statistics Poland data, please provide information: "Source of data: Statistics Poland", and in case of publishing calculations made on data published by Statistics Poland, please include the following disclaimer: "Own study based on figures from Statistics Poland".

Prepared by:  
**The Trade and Services Department**  
**Director Ewa Adach-Stankiewicz**  
Phone: (+48 22) 608 31 24

Issued by:  
**The Spokesperson for the President  
of Statistics Poland**  
**Karolina Banaszek**  
Phone: (+48) 695 255 011

**Press Office**

Phone: (+48 22) 608 38 04

**e-mail: [obslugaprasowa@stat.gov.pl](mailto:obslugaprasowa@stat.gov.pl)**

-  [www.stat.gov.pl/en/](http://www.stat.gov.pl/en/)
-  [@StatPoland](https://twitter.com/StatPoland)
-  [@GlownyUrzadStatystyczny](https://www.facebook.com/GlownyUrzadStatystyczny)
-  [gus\\_stat](https://www.instagram.com/gus_stat)
-  [glownyurządstatystycznygus](https://www.youtube.com/glownyurządstatystycznygus)
-  [glownyurządstatystyczny](https://www.linkedin.com/company/glownyurządstatystyczny)

**Related information**

[Statistical Bulletin](#)

[News Releases](#)

**Data available in databases**

[Analytical Platform - Knowledge Databases](#)

[Macroeconomic Data Bank](#)

[Prices indices \(Topics: Prices, Trade\)](#)

**Terms used in official statistics**

[Price index of sold production of industry](#)