

Price indices of sold production of industry in May 2022

21.06.2022


24.7%

the growth of producer prices in industry compared to May 2021

According to preliminary data, the prices of sold production of industry in May 2022 increased compared to April 2022 by 1.3% and compared to that recorded in the corresponding month of the previous year - by 24.7%.

Table 1. Price indices of sold production of industry in April and May 2022

SPECIFICATION	04 2022		05 2022		01-05 2022	
	03 2022=100	corresponding period 2021=100	04 2022=100	12 2021=100	01-05 2021=100	
TOTAL	102.5*	124.1*	124.7	101.3	114.6	120.6
Mining and quarrying	104.0*	129.2*	124.3	99.7	116.0	125.0
Manufacturing	102.4*	121.2*	122.1	101.5	112.9	118.2
Electricity, gas, steam and air conditioning supply	103.5*	145.5*	145.4	100.6	126.8	137.7
Water supply; sewerage, waste management and remediation activities	101.1*	107.6*	107.0	100.0	104.5	106.1

* Data revised.

Prices changes of sold production of industry in May 2022 compared to April 2022

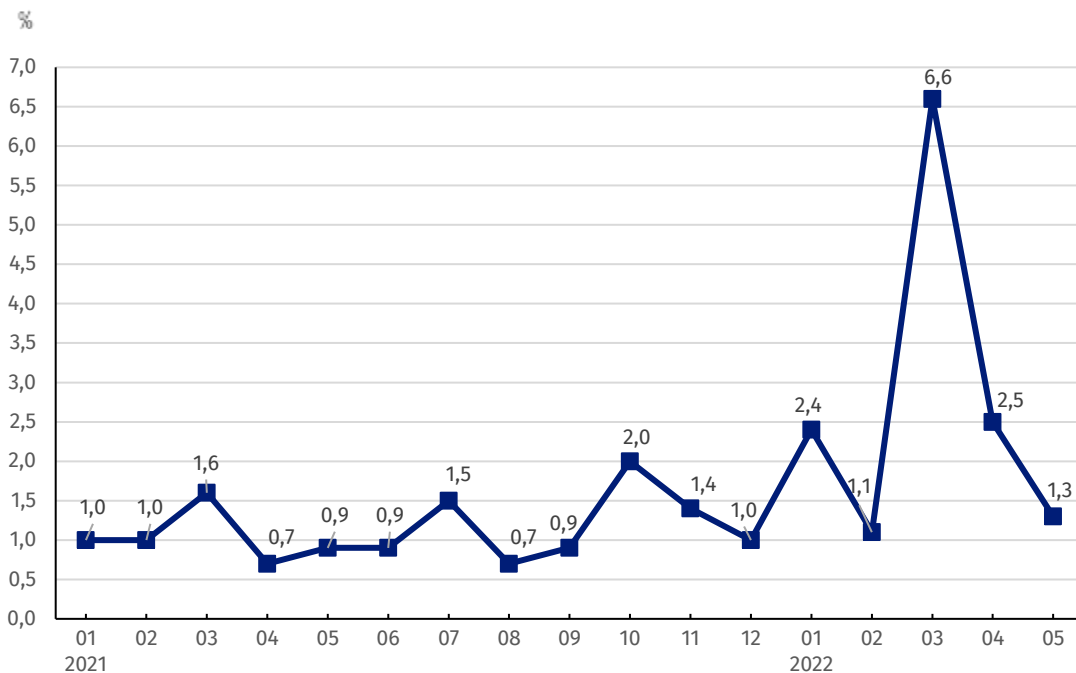
According to preliminary data, **the prices of sold production of industry** in May 2022 were higher by 1.3% compared to April 2022. The highest prices growth was recorded in the section **manufacturing** by 1.5%, with multidirectional prices changes in separate divisions of this section. The prices the most increased in manufacture of coke and refined petroleum products (by 4.4%). The prices were also higher than in the month before, among other things, in manufacture: of basic metals (by 3.6%), of food products (by 2.1%), of paper and paper products (by 1.8%), of leather and related products (by 1.6%), of beverages (by 1.4%), of products of wood, cork, straw and wicker (by 1.3%), of rubber and plastic products (by 1.2%), of other non-metallic mineral products (by 1.1%), of chemicals and chemical products (by 0.9%), of motor vehicles, trailers and semi-trailers as well as of other transport equipment (by 0.7% each), of printing and reproduction of recorded media (by 0.5%), of metal products and of furniture (by 0.4% each), of electrical equipment as well as of machinery and equipment (by 0.3% each), of textiles as well as of computer, electronic and optical products (by 0.2% each). However, the prices decreased in manufacture of tobacco products (by 0.1%), of wearing apparel (by 0.2%) and of pharmaceutical products (by 0.3%). The prices in the section **electricity, gas, steam and air conditioning supply** rose by 0.6% but in the section **water supply; sewerage, waste management and remediation activities** were at a similar level to that recorded in the previous month. The prices in the section **mining and quarrying** fell by 0.3%, of which in mining of metal ores - by 6.8%, with the growth of prices in mining of coal and lignite - by 4.9%.

Among divisions of manufacturing in May 2022 in comparison with the previous month as well as with the corresponding month of the previous year the most increased the prices in manufacture of coke and refined petroleum products

Prices changes of sold production of industry in May 2022 compared to May 2021

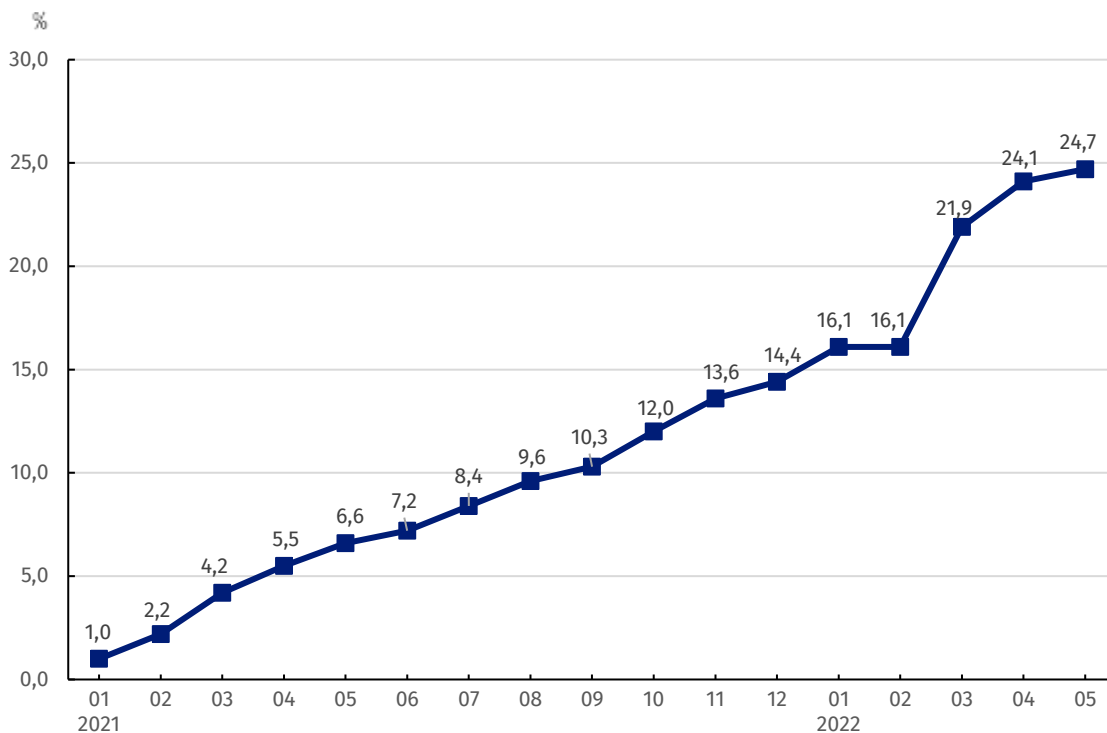
In May 2022 **the prices of sold production of industry** compared to May 2021 increased by 24.7%. The prices were higher than in the previous year in all sections of the industry. The prices the most increased in the section **electricity, gas, steam and air conditioning supply** – by 45.4%. The prices in the section **mining and quarrying** rose by 24.3%, of which in mining of coal and lignite - by 48.9% and in mining of metal ores - by 4.6%. The prices in **manufacturing** increased by 22.1%, of which the most in manufacture of coke and refined petroleum products (by 93.4%). The prices were also higher than in the year before, among other things, in manufacture: of basic metals (by 45.3%), of chemicals and chemical products (by 34.5%), of food products (by 27.1%), of products of wood, cork, straw and wicker (by 25.7%), of paper and paper products (by 23.0%), of other non-metallic mineral products (by 17.0%), of metal products (by 14.1%), of rubber and plastic products (by 13.7%), of furniture (by 10.5%), of electrical equipment (by 9.5%), of beverages (by 8.9%), of tobacco products (by 7.8%), of leather and related products (by 7.7%), of other transport equipment (by 6.4%), of textiles (by 5.5%), of motor vehicles, trailers and semi-trailers (by 5.4%), of machinery and equipment (by 4.8%), of printing and reproduction of recorded media (by 2.4%), of computer, electronic and optical products (by 2.1%), of wearing apparel (by 1.2%) as well as of pharmaceutical products (by 0.3%). The prices in the section **water supply; sewerage, waste management and remediation activities** increased in annual terms by 7.0%.

Chart 1. Prices changes of sold production of industry in 2021-2022 in relation to the previous period



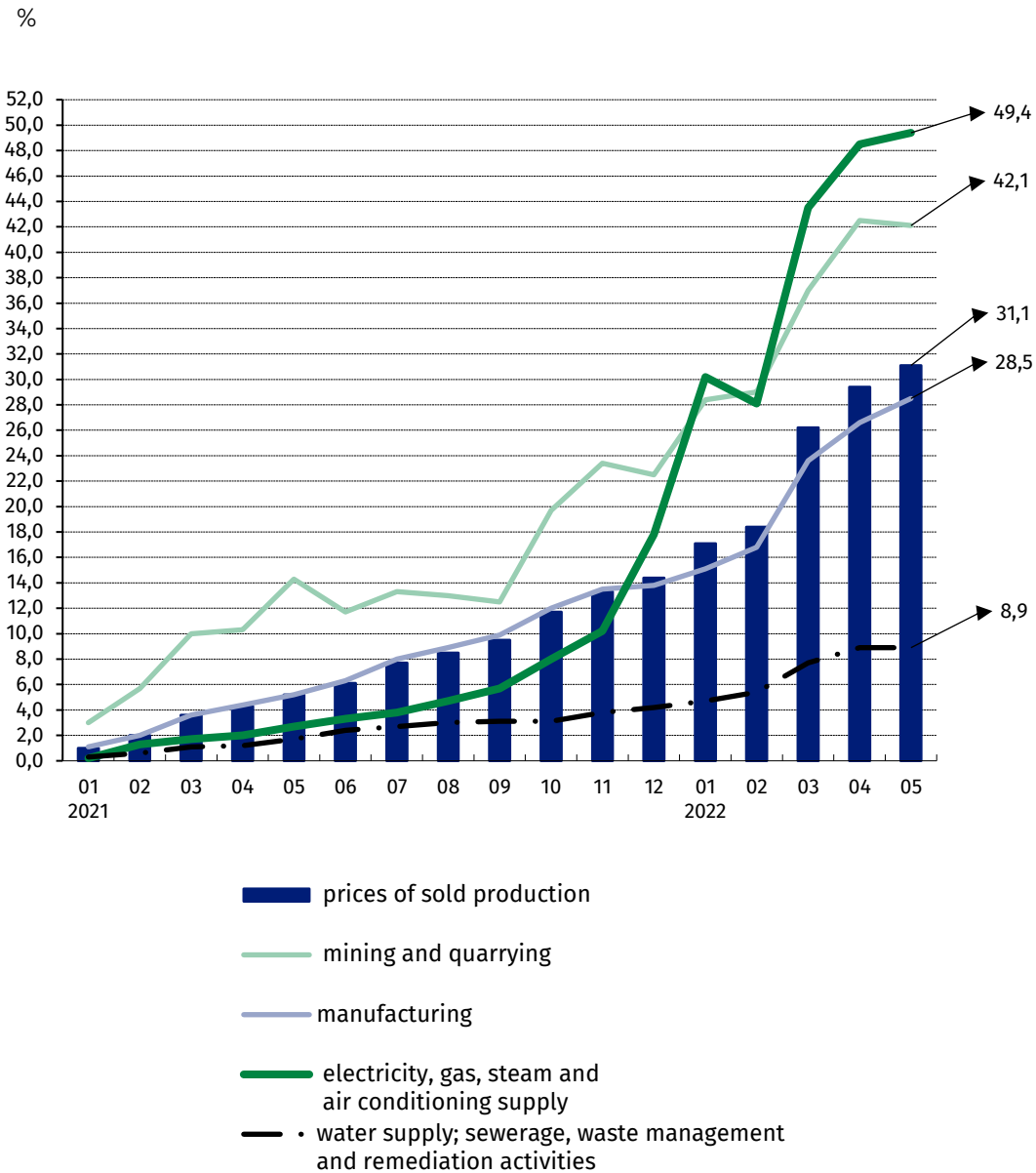
In May 2022, the prices growth of sold production of industry was significantly slower than in the previous two months

Chart 2. Prices changes of sold production of industry in 2021-2022 in relation to the same period of the previous year



In May 2022, the prices growth of sold production of industry in annual terms was slightly higher than in April 2022

Chart 3. Prices changes of sold production of industry by sections NACE in 2021-2022 in relation to December 2020



In case of quoting Statistics Poland data, please provide information: "Source of data: Statistics Poland", and in case of publishing calculations made on data published by Statistics Poland, please include the following disclaimer: "Own study based on figures from Statistics Poland".

Prepared by:
The Trade and Services Department
Director Ewa Adach-Stankiewicz
Phone: (+48 22) 608 31 24

Issued by:
**The Spokesperson for the President
of Statistics Poland**
Karolina Banaszek
Phone: (+48) 695 255 011

Press Office

Phone: (+48 22) 608 38 04

e-mail: obslugaprasowa@stat.gov.pl

-  www.stat.gov.pl/en/
-  [@StatPoland](https://twitter.com/StatPoland)
-  [@GlownyUrzadStatystyczny](https://www.facebook.com/GlownyUrzadStatystyczny)
-  [gus_stat](https://www.instagram.com/gus_stat)
-  [glownyurządstatystycznygus](https://www.youtube.com/glownyurządstatystycznygus)
-  [glownyurządstatystyczny](https://www.linkedin.com/company/glownyurządstatystyczny)

Related information

[Statistical Bulletin](#)

[News Releases](#)

Data available in databases

[Analytical Platform - Knowledge Databases](#)

[Macroeconomic Data Bank](#)

[Prices indices \(Topics: Prices, Trade\)](#)

Terms used in official statistics

[Price index of sold production of industry](#)