

# Price indices of sold production of industry in March 2022

21.04.2022


**20.0%**

the growth of producer prices in industry compared to March 2021

According to preliminary data, the prices of sold production of industry in March 2022 increased compared to February 2022 by 4.9% and compared to that recorded in the corresponding month of the previous year - by 20.0%.

**Table 1. Price indices of sold production of industry in February and March 2022**

SPECIFICATION	02 2022		03 2022		01-03 2022	
	01 2022=100	corresponding period 2021=100	02 2022=100	12 2021=100	01-03 2021=100	
<b>TOTAL</b>	<b>101.1*</b>	<b>116.1*</b>	<b>120.0</b>	<b>104.9</b>	<b>108.6</b>	<b>117.4</b>
Mining and quarrying	100.5*	122.1*	124.2	105.9	111.5	123.6
Manufacturing	101.5*	114.5*	117.5	104.3	107.0	115.3
Electricity, gas, steam and air conditioning supply	98.4*	126.4*	137.3	109.0	118.5	131.2
Water supply; sewerage, waste management and remediation activities	100.7*	104.9*	105.4	101.0	102.2	104.9

\* Data revised.

## Prices changes of sold production of industry in March 2022 compared to February 2022

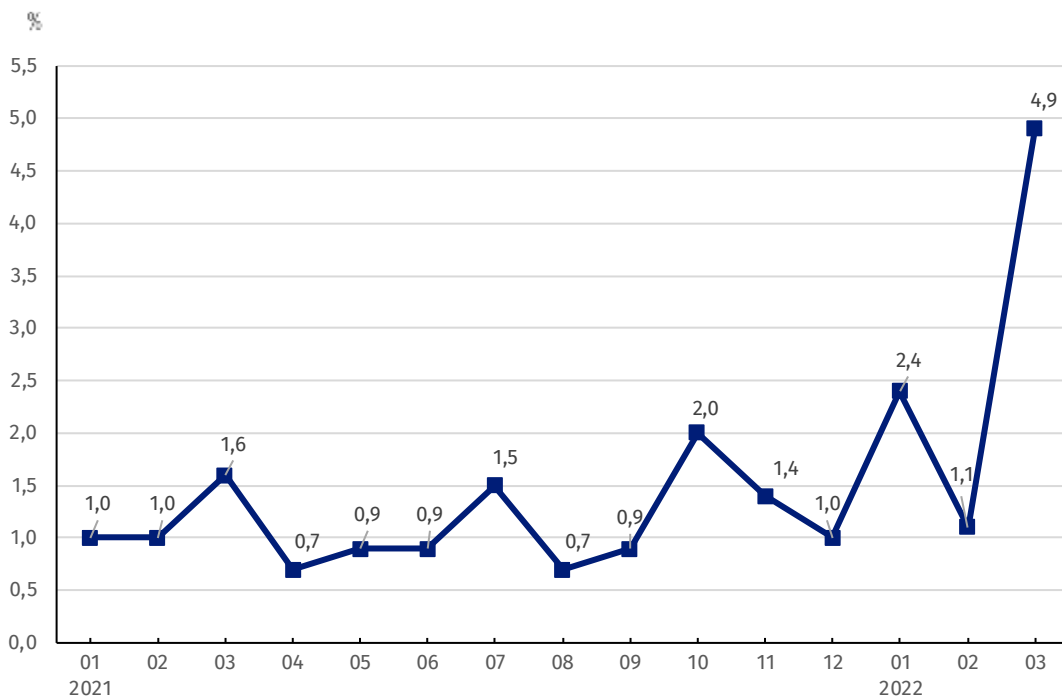
According to preliminary data, **the prices of sold production of industry** in March 2022 were higher by 4.9% compared to February 2022. The prices increased in all sections of the industry. The highest prices growth was recorded in the section **electricity, gas, steam and air conditioning supply** - by 9.0%. The prices rose in the section **mining and quarrying** by 5.9%, of which in mining of metal ores - by 11.4% as well as in mining of coal and lignite - by 2.6%. The prices in the section **manufacturing** increased by 4.3%. The prices the most increased in manufacture of coke and refined petroleum products (by 29.7%). The prices were also higher than in the month before, among other things, in manufacture: of basic metals (by 4.3%), of chemicals and chemical products (by 3.2%), of food products (by 3.0%), of products of wood, cork, straw and wicker (by 2.6%), of motor vehicles, trailers and semi-trailers (by 2.0%), of leather and related products (by 1.9%), of paper and paper products (by 1.8%), of other transport equipment (by 1.7%), of rubber and plastic products as well as of other non-metallic mineral products (by 1.6% each), of metal products (by 1.4%), of machinery and equipment (by 1.2%), of computer, electronic and optical products as well as of furniture (by 1.1% each), of tobacco products as well as of printing and reproduction of recorded media (by 1.0% each), of beverages and of wearing apparel (by 0.9% each), of electrical equipment (by 0.8%), of textiles (by 0.4%) as well as of pharmaceutical products (by 0.1%). The prices in the section **water supply; sewerage, waste management and remediation activities** also rose - by 1.0%.

Among divisions of manufacturing in March 2022 in comparison with the previous month, as well as compared to the corresponding month of the previous year, the most increased the prices in manufacture of coke and refined petroleum products

## Prices changes of sold production of industry in March 2022 compared to March 2021

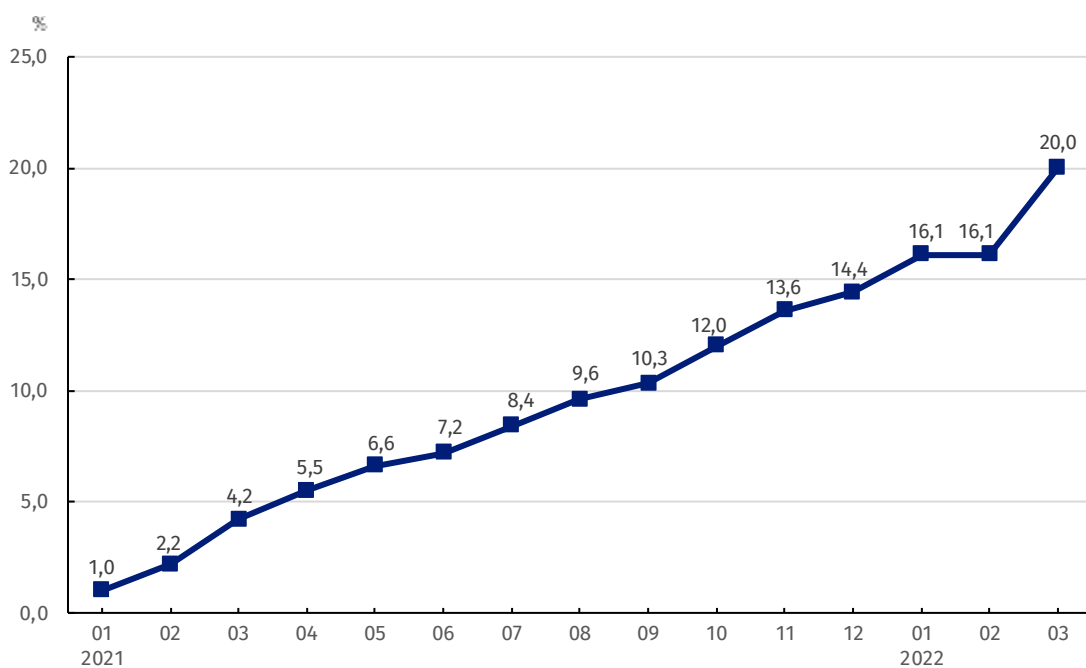
In March 2022 **the prices of sold production of industry** compared to March 2021 increased by 20.0%. The prices were higher than in the previous year in all sections of the industry. The prices the most increased in the section **electricity, gas, steam and air conditioning supply** - by 37.3%. The prices in the section **mining and quarrying** rose - by 24.2%, of which in mining of coal and lignite - by 31.4% and in mining of metal ores - by 21.6%. The prices in **manufacturing** increased by 17.5%, of which the most in manufacture of coke and refined petroleum products (by 89.4%). The prices were also higher than in the year before, among other things, in manufacture: of basic metals (by 33.5%), of chemicals and chemical products (by 27.3%), of products of wood, cork, straw and wicker (by 23.0%), of paper and paper products (by 21.0%), of food products (by 16.5%), of other non-metallic mineral products (by 13.4%), of rubber and plastic products (by 13.2%), of metal products (by 12.7%), of furniture (by 8.8%), of electrical equipment (by 7.7%), of tobacco products (by 6.4%), of leather and related products (by 5.8%), of beverages (by 5.7%), of motor vehicles, trailers and semi-trailers (by 4.5%), of other transport equipment (by 3.4%), of textiles (by 2.7%), of computer, electronic and optical products (by 2.2%), of machinery and equipment (by 1.8%), of pharmaceutical products (by 1.2%) as well as of printing and reproduction of recorded media (by 0.3%). However, the prices decreased in manufacture of wearing apparel (by 2.4%). The prices in the section **water supply; sewerage, waste management and remediation activities** increased in annual terms - by 5.4%.

**Chart 1. Prices changes of sold production of industry in 2021-2022 in relation to the previous period**



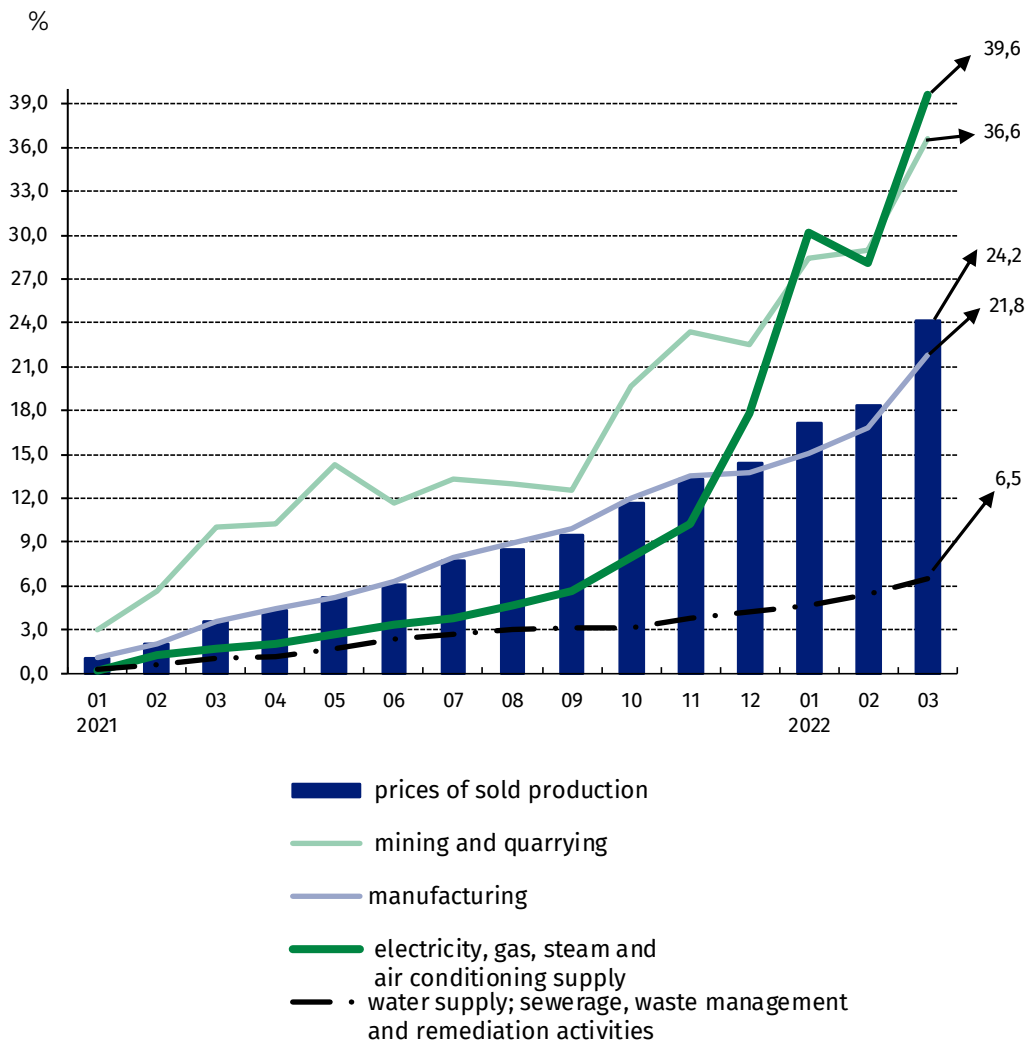
In March 2022, the prices growth of sold production of industry in relation to the previous month was the highest during the past twenty years

**Chart 2. Prices changes of sold production of industry in 2021-2022 in relation to the same period of the previous year**



In March 2022, the prices growth of sold production of industry in annual terms was significantly higher than in February 2022

**Chart 3. Prices changes of sold production of industry by sections NACE in 2021-2022 in relation to December 2020**



In case of quoting Statistics Poland data, please provide information: "Source of data: Statistics Poland", and in case of publishing calculations made on data published by Statistics Poland, please include the following disclaimer: "Own study based on figures from Statistics Poland".







Prepared by:  
**The Trade and Services Department**  
**Director Ewa Adach-Stankiewicz**  
Phone: (+48 22) 608 31 24

Issued by:  
**The Spokesperson for the President  
of Statistics Poland**  
**Karolina Banaszek**  
Phone: (+48) 695 255 011

**Press Office**

Phone: (+48 22) 608 38 04

**e-mail: [obslugaprasowa@stat.gov.pl](mailto:obslugaprasowa@stat.gov.pl)**

-  [www.stat.gov.pl/en/](http://www.stat.gov.pl/en/)
-  [@StatPoland](https://twitter.com/StatPoland)
-  [@GlownyUrzadStatystyczny](https://www.facebook.com/GlownyUrzadStatystyczny)
-  [gus\\_stat](https://www.instagram.com/gus_stat)
-  [glownyurządstatystycznygus](https://www.youtube.com/glownyurządstatystycznygus)
-  [glownyurządstatystyczny](https://www.linkedin.com/company/glownyurządstatystyczny)

**Related information**

[Statistical Bulletin](#)

[News Releases](#)

**Data available in databases**

[Analytical Platform - Knowledge Databases](#)

[Macroeconomic Data Bank](#)

[Prices indices \(Topics: Prices, Trade\)](#)

**Terms used in official statistics**

[Price index of sold production of industry](#)