

Price indices of sold production of industry in January 2022

18.02.2022

14.8%

the growth of producer prices in industry compared to January 2021

According to preliminary data, the prices of sold production of industry in January 2022 increased compared to December 2021 by 1.3% and compared to that recorded in the corresponding month of the previous year - by 14.8%.

Table 1. Price indices of sold production of industry in January 2022

Specification	12 2021		01-12 2021	01 2022	
	11 2021=100	corresponding period 2020=100		01 2021=100	12 2021=100
Total	101.0*	114.4*	107.9	114.8	101.3
Mining and quarrying	99.3	122.5	119.9	124.4	104.6
Manufacturing	100.3*	113.8*	107.8	113.8	101.1
Electricity, gas, steam and air conditioning supply	106.9*	117.8*	105.6*	119.7	101.8
Water supply; sewerage, waste management and remediation activities	100.4*	104.2*	103.8	104.3	100.4

* Data revised.

Price indices of sold production of industry in January 2022 compared to December 2021

According to preliminary data, **the prices of sold production of industry** in January 2022 were higher by 1.3% compared to December 2021. The prices increased in all sections of the industry. The largest prices growth was observed in the section **mining and quarrying** - by 4.6%, of which in mining of coal and lignite - by 8.1% as well as in mining of metal ores - by 1.6%. The prices increased in the section **electricity, gas, steam and air conditioning supply** - by 1.8%. The prices in the section **manufacturing** were increased by 1.1%, with multidirectional prices movements in individual divisions. The prices the most increased in manufacture of coke and refined petroleum products (by 4.9%). The prices were also higher than in the month before, among other things, in manufacture: of basic metals (by 2.6%), of food products (by 1.4%), of other non-metallic mineral products (by 1.3%), of rubber and plastic products (by 1.2%), of pharmaceutical products (by 1.0%), of products of wood, cork, straw and wicker (by 0.9%), of printing and reproduction of recorded media (by 0.8%), of paper and paper products as well as of chemicals and chemical products (by 0.7% each), of beverages as well as of leather and related products (by 0.6% each), of metal products and of electrical equipment (by 0.5% each), of textiles (by 0.3%), of computer, electronic and optical products as well as of other transport equipment (by 0.2% each). However, the prices decreased, among other things, in manufacture: of tobacco products as well as of motor vehicles, trailers and semi-trailers and of furniture (by 0.1% each), of machinery and equipment (by 0.3%), of wearing apparel (by 0.4%). The prices in the section **water supply; sewerage, waste management and remediation activities** increased by 0.4%.

Among divisions of manufacturing in January 2022 in comparison with the previous month, as well as compared to the corresponding month of the previous year, the most increased the prices in manufacture of coke and refined petroleum products

Price indices of sold production of industry in January 2022 compared to January 2021

In January 2022 **the prices of sold production of industry** compared to January 2021 increased by 14.8%. The prices were higher than in the previous year in all sections of the industry. The prices the most increased in the section **mining and quarrying** - by 24.4%, of which in mining of coal and lignite - by 29.3% and in mining of metal ores - by 22.8%. The prices in the section **electricity, gas, steam and air conditioning supply** rose in annual term by 19.7%. The prices in **manufacturing** increased by 13.8%, of which the most in manufacture of coke and refined petroleum products (by 59.5%). The prices were also higher than in the year before, among other things, in manufacture: of basic metals (by 37.7%), of chemicals and chemical products (by 26.1%), of products of wood, cork, straw and wicker (by 19.6%), of paper and paper products (by 17.1%), of food products (by 14.0%), of rubber and plastic products (by 12.6%), of metal products (by 11.9%), of other non-metallic mineral products (by 8.9%), of furniture (by 7.0%), of electrical equipment (by 6.0%), of computer, electronic and optical products (by 4.6%), of beverages (by 3.7%), of tobacco products (by 3.6%), of textiles (by 3.1%), of motor vehicles, trailers and semi-trailers (by 2.9%), of machinery and equipment (by 2.4%), of other transport equipment (by 2.1%), of leather and related products (by 1.7%), of printing and reproduction of recorded media (by 1.0%) as well as of pharmaceutical products (by 0.7%). However, the prices decreased in manufacture of wearing apparel (by 3.0%). The prices in the section **water supply; sewerage, waste management and remediation activities** increased in annual terms - by 4.3%.

Chart 1. Prices changes of sold production of industry in 2020-2022 in relation to the previous period

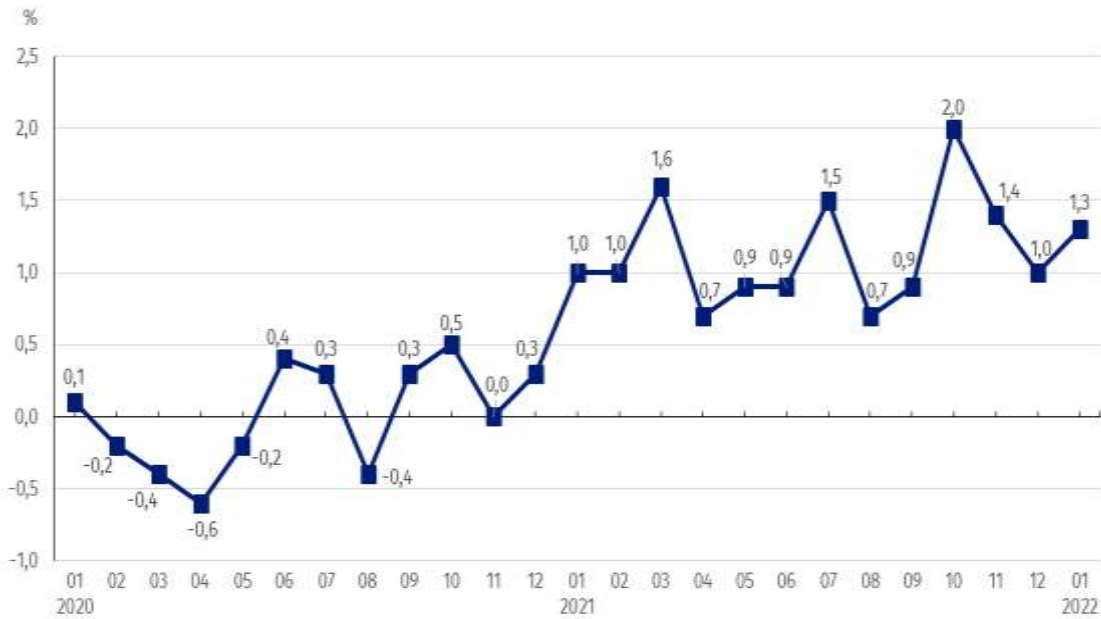
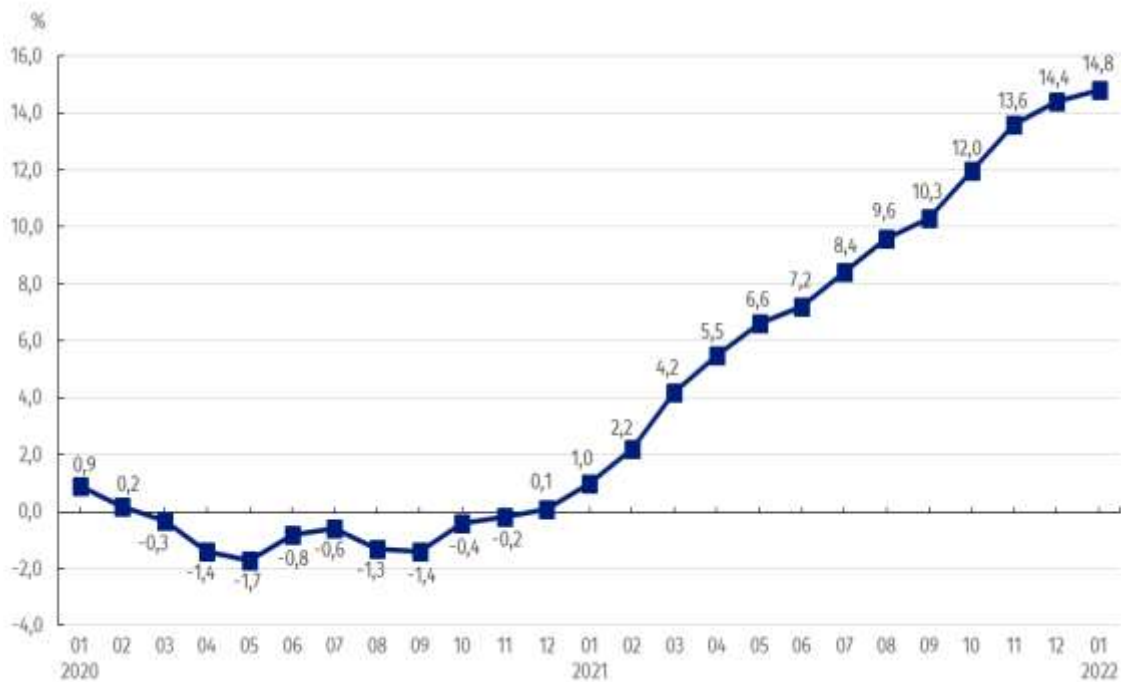
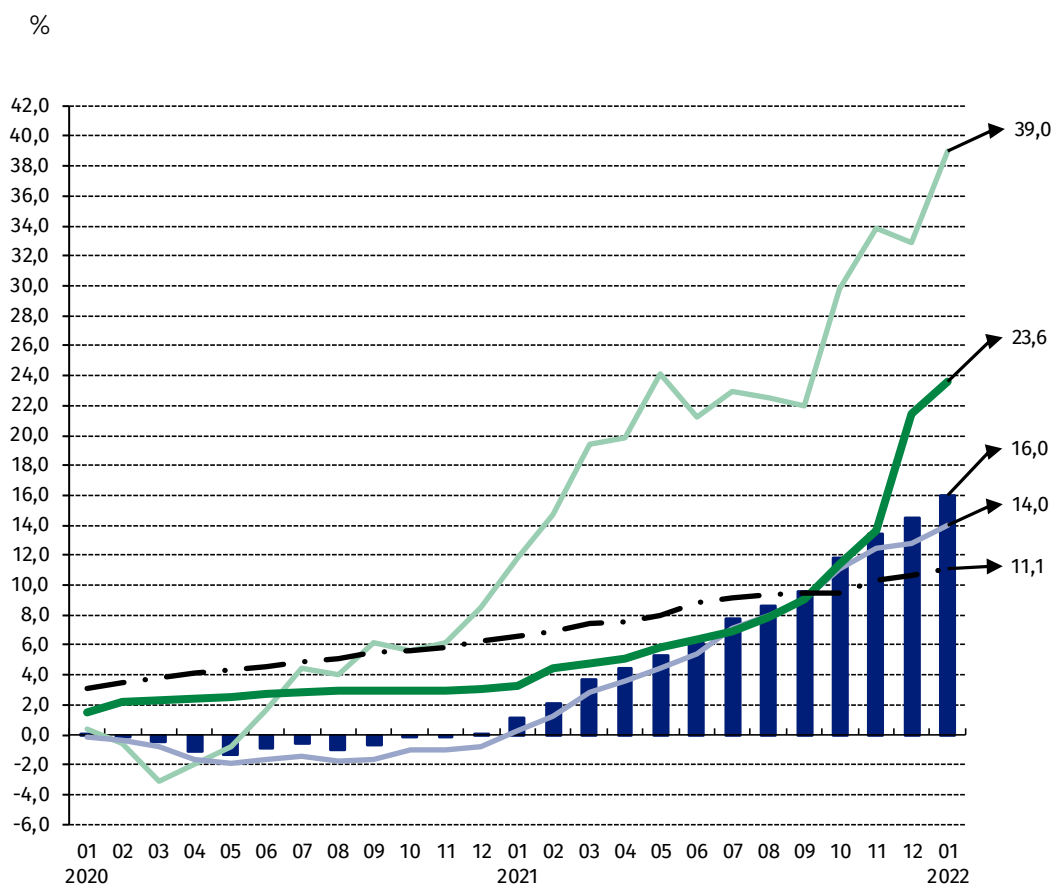


Chart 2. Prices changes of sold production of industry in 2020-2022 in relation to the same period of the previous year



Starting from December 2020 the growing trend in prices dynamics of sold production of industry is observed in annual terms

Chart 3. Prices changes of sold production of industry by sections NACE in 2020-2022 in relation to December 2019



- prices of sold production
- mining and quarrying
- manufacturing
- electricity, gas, steam and air conditioning supply
- water supply; sewerage, waste management and remediation activities

In case of quoting Statistics Poland data, please provide information: "Source of data: Statistics Poland", and in case of publishing calculations made on data published by Statistics Poland, please include the following disclaimer: "Own study based on figures from Statistics Poland".







Prepared by:
The Trade and Services Department
Director Ewa Adach-Stankiewicz
Phone: (+48 22) 608 31 24

Issued by:
**The Spokesperson for the President
of Statistics Poland**
Karolina Banaszek
Phone: (+48) 695 255 011

Press Office

Phone: (+48 22) 608 38 04

e-mail: obslugaprasowa@stat.gov.pl

-  www.stat.gov.pl/en/
-  [@StatPoland](https://twitter.com/StatPoland)
-  [@GlownyUrzadStatystyczny](https://www.facebook.com/GlownyUrzadStatystyczny)
-  [gus_stat](https://www.instagram.com/gus_stat)
-  [glownyurządstatystycznygus](https://www.youtube.com/glownyurządstatystycznygus)
-  [glownyurządstatystyczny](https://www.linkedin.com/company/glownyurządstatystyczny)

Related information

[Statistical Bulletin](#)

[News Releases](#)

Data available in databases

[Analytical Platform - Knowledge Databases](#)

[Macroeconomic Data Bank](#)

[Prices indices \(Topics: Prices, Trade\)](#)

Terms used in official statistics

[Price index of sold production of industry](#)