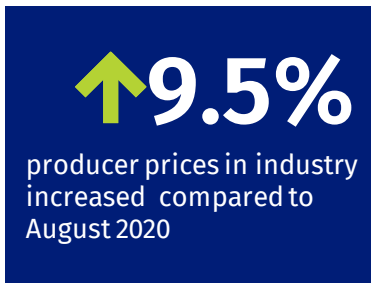


Price indices of sold production of industry in August 2021

20.09.2021



According to preliminary data, the prices of sold production of industry in August 2021 increased compared to July 2021 by 0.6 % and compared to that recorded in the corresponding month of the previous year - by 9.5%.

Table 1. Price indices of sold production of industry in August 2021

SPECIFICATION	07 2021		08 2021		01-08 2021	
	06 2021=100	corresponding period 2020=100	07 2021=100	12 2020=100	01-08 2020=100	
TOTAL	101.5*	108.4*	109.5	100.6	108.3	105.6
Mining and quarrying	101.4	117.6	117.7	99.6	112.8	118.9
Manufacturing	101.6*	108.6*	109.7	100.6	108.6	105.3
Electricity, gas, steam and air conditioning supply	100.5*	104.1*	104.7	100.7	104.5	103.1
Water supply; sewerage, waste management and remediation activities	100.3*	104.1*	104.2	100.3	103.0	103.7

* Data revised.

According to preliminary data, **the prices of sold production of industry** in August 2021 were higher by 0.6% compared to July 2021. The prices the most increased in the section **electricity, gas, steam and air conditioning supply** – by 0.7%. Prices in the section **manufacturing** increased by 0.6%. Different price changes were recorded in individual divisions of manufacturing. The prices the most increased in manufacture of basic metals (by 4.4%). The prices growth was recorded also, among others, in manufacture: of leather and related products (by 1.5%), of products of wood, cork, straw and wicker (by 1.4%), of chemicals and chemical products (by 1.3%), of rubber and plastic products (by 1.0%), of other non-metallic mineral products as well as of metal products (by 0.8% each), of electrical equipment (by 0.6%), of textiles as well as of paper and paper products and of pharmaceutical products (by 0.4% each), of printing and reproduction of recorded media as well as of motor vehicles, trailers and semi-trailers (by 0.3% each), of machinery and equipment as well as of other transport equipment (by 0.2% each), of food products as well as of computer, electronic and optical products (by 0.1% each). However, the prices decreased, among other things, in manufacture: of beverages (by 0.1%), of furniture (by 0.2%), of tobacco products (by 0.4%), of coke and refined petroleum products (by 0.6%) as well as of wearing apparel (by 0.8%). The prices in the section **water supply; sewerage, waste management and remediation activities** increased by 0.3%. The prices drop was recorded in the section **mining and quarrying** - by 0.4%, of which in mining of metal ores - by 0.9% and in mining of coal and lignite - by 0.3%.

Among divisions of manufacturing in August 2021 the most increased, in comparison with the previous month, the prices in manufacture of basic metals

In August 2021 **the prices of sold production of industry** compared to August 2020 increased by 9.5%. The prices were higher than in the previous year in all sections of the industry. The prices the most increased in the section **mining and quarrying** - by 17.7%, of which in mining of metal ores - by 36.8%, and in mining of coal and lignite - by 4.0%. The prices in **manufacturing** increased by 9.7%, with multidirectional prices movements in individual divisions. The prices the most increased in manufacture of coke and refined petroleum products (by 55.3%). The prices were also higher than in the year before, among other things, in manufacture: of basic metals (by 41.9%), of products of wood, cork, straw and wicker (by 17.3%), of chemicals and chemical products (by 14.1%), of rubber and plastic products (by 9.6%), of paper and paper products (by 9.1%), of metal products (by 9.0%), of computer, electronic and optical products (by 6.2%), of food products (by 5.9%), of furniture (by 4.1%), of other non-metallic mineral products (by 3.6%), of electrical equipment (by 2.9%), of motor vehicles, trailers and semi-trailers (by 2.8%), of leather and related products (by 2.7%), of other transport equipment (by 2.5%), of textiles (by 2.4%), of pharmaceutical products (by 2.0%), of beverages (by 1.8%), of machinery and equipment (by 1.0%). However, the prices decreased, among other things, in manufacture: of tobacco products (by 1.2%), of wearing apparel (by 3.2%) as well as of printing and reproduction of recorded media (by 3.4%). The prices in the section **electricity, gas, steam and air conditioning supply** increased in annual term by 4.7% and in the section **water supply; sewerage, waste management and remediation activities** - by 4.2%.

Among divisions of manufacturing in August 2021 the highest prices dynamics in annual terms was recorded in manufacture of coke and refined petroleum products

Chart 1. Prices changes of sold production of industry in 2020-2021 in relation to the previous period (in %)

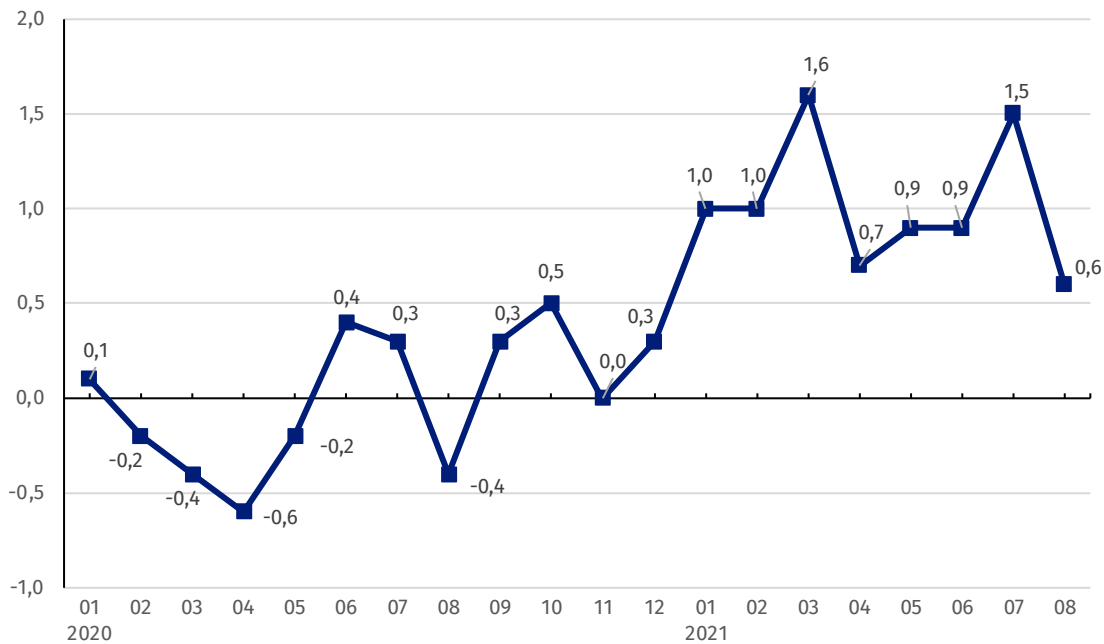
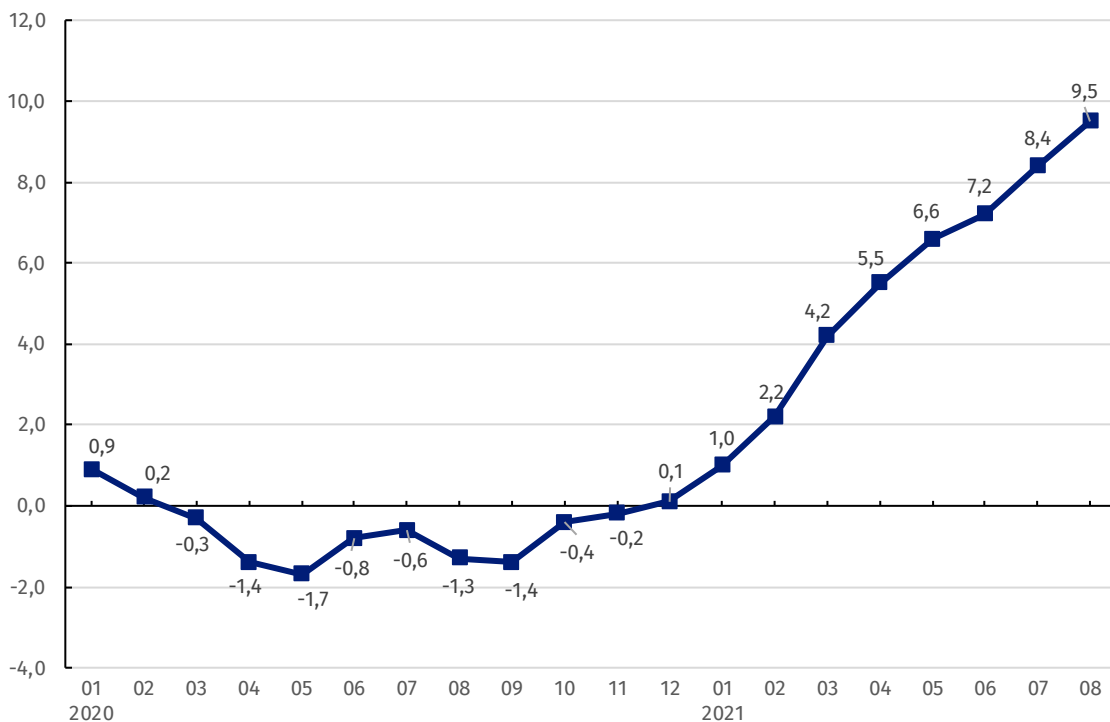
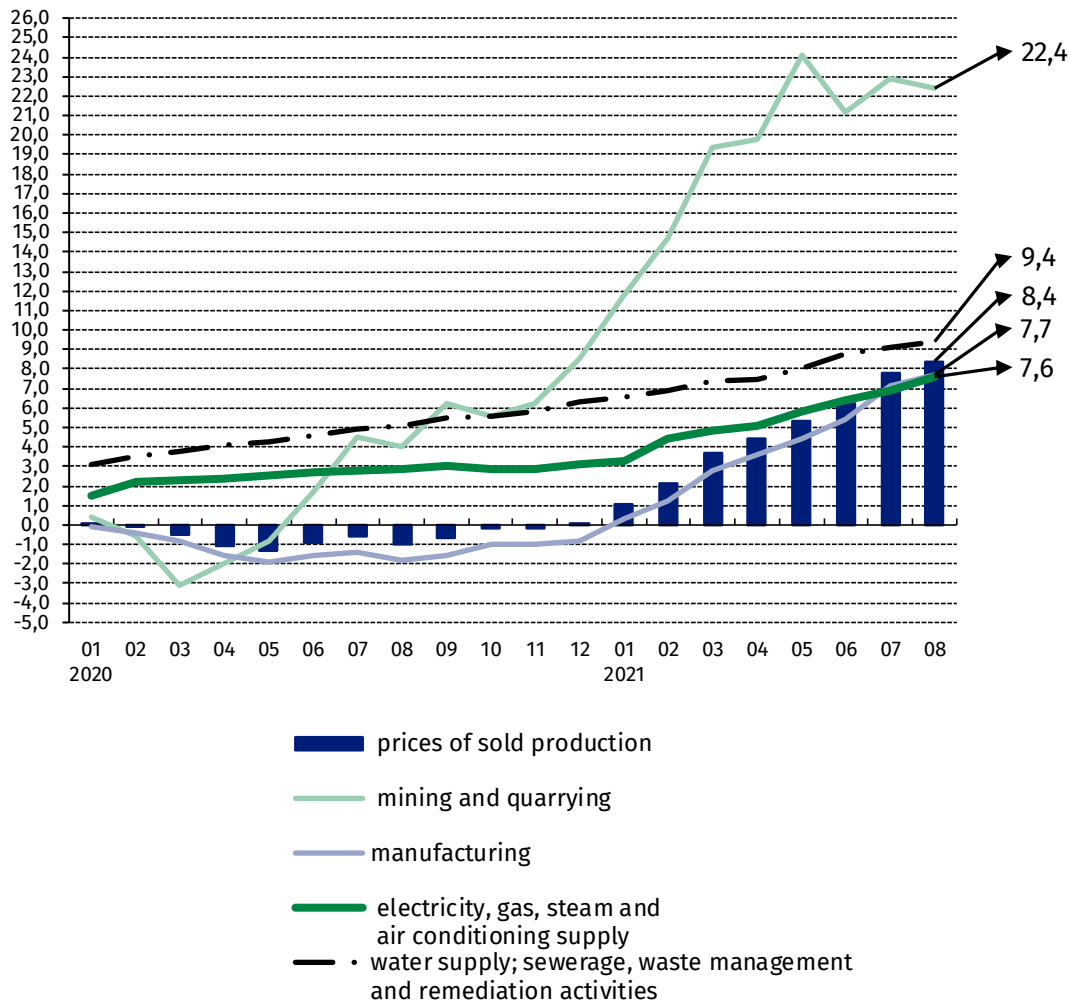


Chart 2. Prices changes of sold production of industry in 2020-2021 in relation to the same period of the previous year (in %)



In August this year, similar as in previous months 2021, the growing prices dynamics of sold production of industry was observed in annual terms.

Chart 3. Prices changes of sold production of industry by sections NACE in 2020-2021 in relation to December 2019 (in %)



In case of quoting Statistics Poland data, please provide information: "Source of data: Statistics Poland", and in case of publishing calculations made on data published by Statistics Poland, please include the following disclaimer: "Own study based on figures from Statistics Poland".

Prepared by:

The Trade and Services Department

Director Ewa Adach-Stankiewicz

Office: tel. (+48 22) 608 31 24

Issued by:

**The Spokesperson for the President
of Statistics Poland**

Karolina Banaszek

Mobile: (+48) 695 255 011

Press Office

Office: tel. (+48 22) 608 34 91, 608 38 04

e-mail: obslugaprasowa@stat.gov.pl



www.stat.gov.pl/en/



[@StatPoland](https://twitter.com/StatPoland)



[@GlownyUrzadStatystyczny](https://www.facebook.com/GlownyUrzadStatystyczny)

Related information

[Statistical Bulletin](#)

[News Releases](#)

Data available in databases

[Analytical Platform - Knowledge Databases](#)

[Macroeconomic Data Bank](#)

[Prices indices \(Topics: Prices, Trade\)](#)

Terms used in official statistics

[Price index of sold production of industry](#)