

Price indices of sold production of industry in July 2021

19.08.2021


8.2%

producer prices in industry increased compared to July 2020

According to preliminary data, the prices of sold production of industry in July 2021 increased compared to June 2021 by 1.2 % and compared to that recorded in the corresponding month of the previous year - by 8.2%.

Table 1. Price indices of sold production of industry in July 2021

SPECIFICATION	06 2021		07 2021		01-07 2021	
	05 2021=100	corresponding period 2020=100	06 2021=100	12 2020=100	01-07 2020=100	
TOTAL	100.9*	107.2*	108.2	101.2	107.4	105.0
Mining and quarrying	97.7*	119.2*	117.6	101.4	113.3	119.1
Manufacturing	101.0*	107.2*	108.3	101.3	107.7	104.7
Electricity, gas, steam and air conditioning supply	100.6*	103.7*	103.9	100.3	103.6	102.9
Water supply; sewerage, waste management and remediation activities	100.7*	104.1*	104.0	100.2	102.6	103.6

* Data revised.

According to preliminary data, **the prices of sold production of industry** in July 2021 were higher by 1.2% compared to June 2021. The prices growth was recorded in all sections of the industry. The prices the most increased in the section **mining and quarrying** - by 1.4%, of which in mining of coal and lignite - by 3.0% and in mining of metal ores - by 0.4%. Prices in the section **manufacturing** increased by 1.3%. Different price changes were recorded in individual divisions of manufacturing. The prices the most increased in manufacture of coke and refined petroleum products (by 5.7%). The prices growth was recorded also, among others, in manufacture: of basic metals (by 5.1%), of products of wood, cork, straw and wicker (by 2.4%), of paper and paper products (by 1.5%), of metal products (by 1.3%), of rubber and plastic products (by 1.1%), of leather and related products as well as of other transport equipment (by 0.8% each), of tobacco products as well as of motor vehicles, trailers and semi-trailers (by 0.7% each), of food products as well as of chemicals and chemical products (by 0.6% each), of textiles, of pharmaceutical products as well as of machinery and equipment (by 0.5% each), of other non-metallic mineral products and of furniture (by 0.4% each), of beverages (by 0.3%), of wearing apparel as well as of computer, electronic and optical products (by 0.2% each) and of electrical equipment (by 0.1%). The prices in printing and reproduction of recorded media remained at a level similar to that recorded in the previous month. The prices in sections **electricity, gas, steam and air conditioning supply** as well as **water supply; sewerage, waste management and remediation activities** increased respectively by 0.3% and by 0.2%.

Among divisions of manufacturing in July 2021 the prices the most increased in manufacture of coke and refined petroleum products both in comparison with the previous month as well as in annual term.

In July 2021 **the prices of sold production of industry** compared to July 2020 increased by 8.2%. The prices were higher than in the previous year in all sections of the industry. The prices the most increased in the section **mining and quarrying** - by 17.6%, of which in mining of metal ores - by 35.0%, and in mining of coal and lignite - by 5.2%. The prices in **manufacturing** increased by 8.3%, with multidirectional prices movements in individual divisions. The prices the most increased in manufacture of coke and refined petroleum products (by 54.3%). The prices were also higher than in the year before, among other things, in manufacture: of basic metals (by 33.8%), of products of wood, cork, straw and wicker (by 12.8%), of chemicals and chemical products (by 11.6%), of paper and paper products as well as of rubber and plastic products (by 7.8%), of metal products (by 7.1%), of food products (by 5.4%), of computer, electronic and optical products (by 4.7%), of furniture (by 2.9%), of other non-metallic mineral products (by 2.7%), of electrical equipment (by 2.4%), of other transport equipment (by 2.1%), of motor vehicles, trailers and semi-trailers (by 1.5%), of beverages as well as of pharmaceutical products (by 1.3% each), of textiles (by 1.0%), of leather and related products (by 0.7%), of machinery and equipment (by 0.1%). However, the prices decreased, among other things, in manufacture: of printing and reproduction of recorded media (by 1.9%), of tobacco products (by 2.1%), of wearing apparel (by 2.2%). The prices in the section **water supply; sewerage, waste management and remediation activities** increased in annual term by 4.0% and in the section **electricity, gas, steam and air conditioning supply** - by 3.9%.

Chart 1. Prices changes of sold production of industry in 2020-2021 in relation to the previous period (in %)

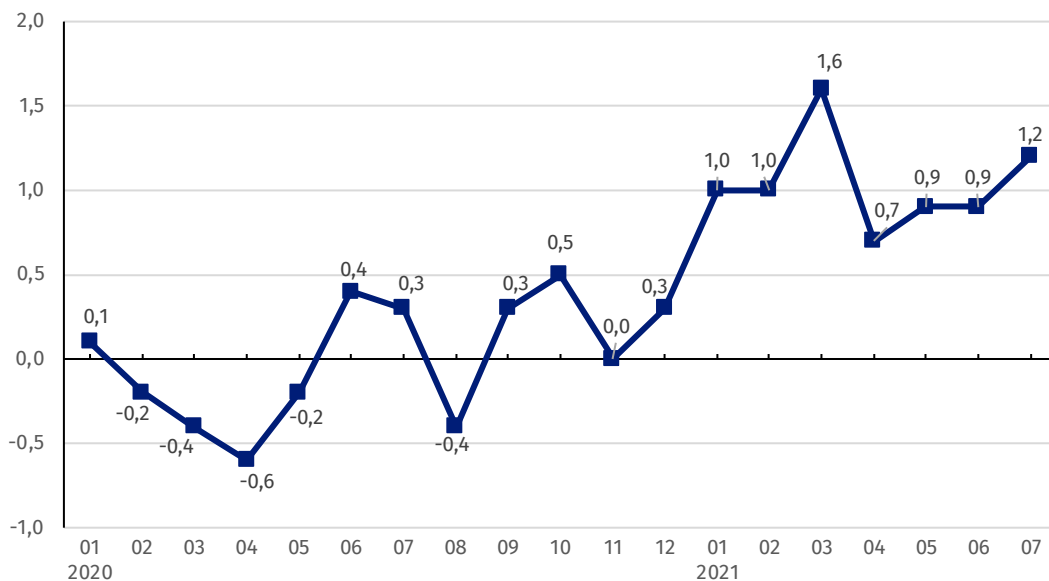
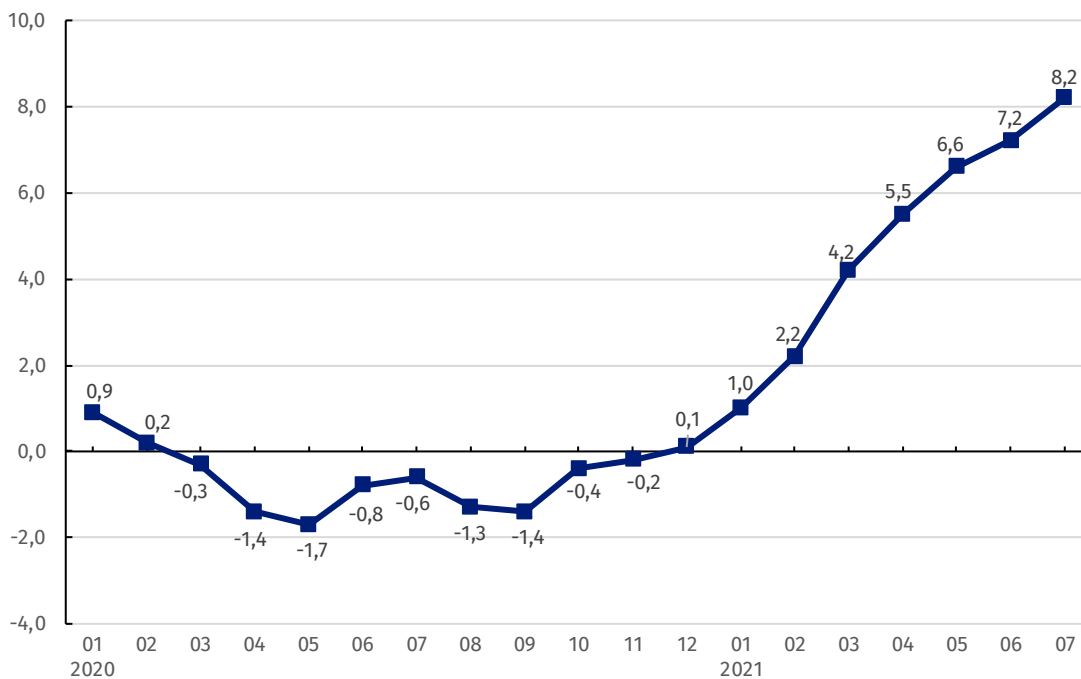
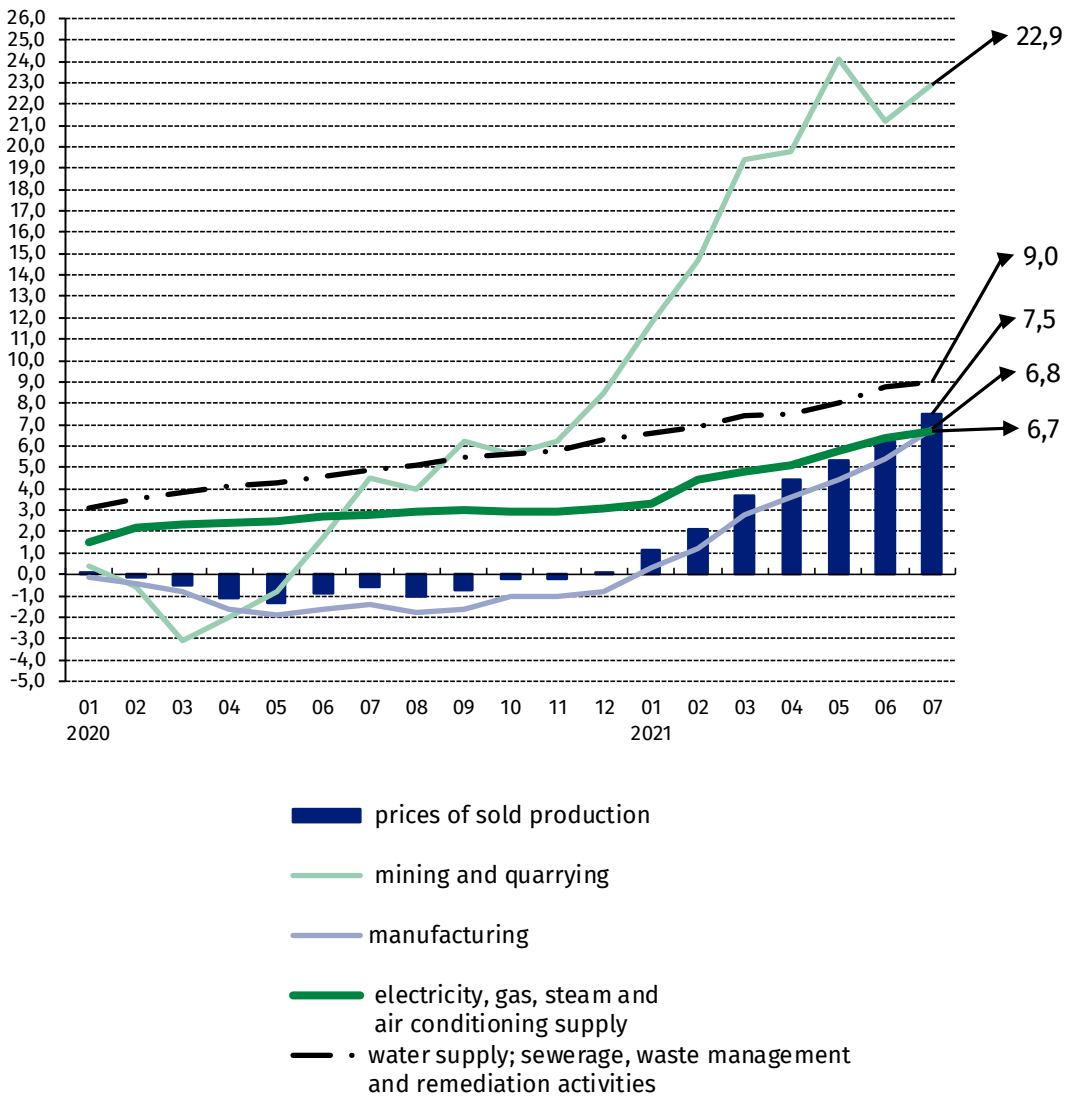


Chart 2. Prices changes of sold production of industry in 2020-2021 in relation to the same period of the previous year (in %)



In July this year, similar as in previous months 2021, the prices growth of sold production of industry in annual term was recorded.

Chart 3. Prices changes of sold production of industry by sections NACE in 2020-2021 in relation to December 2019 (in %)



In case of quoting Statistics Poland data, please provide information: "Source of data: Statistics Poland", and in case of publishing calculations made on data published by Statistics Poland, please include the following disclaimer: "Own study based on figures from Statistics Poland".

Prepared by:
The Trade and Services Department
Director Ewa Adach-Stankiewicz
Office: tel. (+48 22) 608 31 24

Issued by:
The Spokesperson for the President
of Statistics Poland
Karolina Banaszek
Mobile: (+48) 695 255 011

Press Office

Office: tel. (+48 22) 608 34 91, 608 38 04

e-mail: obslugaprasowa@stat.gov.pl



www.stat.gov.pl/en/



[@StatPoland](https://twitter.com/StatPoland)



[@GlownyUrzadStatystyczny](https://www.facebook.com/GlownyUrzadStatystyczny)

Related information

[Statistical Bulletin](#)

[News Releases](#)

Data available in databases

[Analytical Platform - Knowledge Databases](#)

[Macroeconomic Data Bank](#)

[Prices indices \(Topics: Prices, Trade\)](#)

Terms used in official statistics

[Price index of sold production of industry](#)