


Price indices of sold production of industry in May 2021

21.06.2021

 **6.5%**
 producer prices in industry increased compared to May 2020

According to preliminary data, in May 2021 the prices of sold production of industry increased compared to April 2021 by 0.8 % and compared to that recorded in the corresponding month of the previous year - by 6.5%.

Table 1. Price indices of sold production of industry in May 2021

SPECIFICATION	04 2021		05 2021		01-05 2021
	03 2021=100	corresponding period 2020=100	04 2021=100	12 2020=100	01-05 2020=100
TOTAL	100.7*	105.5*	106.5	100.8	105.1
Mining and quarrying	100.3*	122.2*	125.0	103.5	114.2
Manufacturing	100.8*	105.3*	106.3	100.7	105.1
Electricity, gas, steam and air conditioning supply	100.3*	102.7*	103.1	100.5	102.5
Water supply; sewerage, waste management and remediation activities	100.1	103.3	103.6	100.4	101.6

* Data revised.

According to preliminary data, **the prices of sold production of industry** in May 2021 were higher by 0.8% compared to April 2021. Prices growth was recorded in all sections of the industry. The highest growth of prices was recorded in the section **mining and quarrying** by 3.5%, of which in mining of metal ores- by 5.9% as well as in mining of coal and lignite - by 1.8%. The prices in the section **manufacturing** increased by 0.7%, with multidirectional price changes in individual divisions. The prices the most increased in manufacture of coke and refined petroleum products (by 3.1%). The prices growth was recorded also, among others, in manufacture: of basic metals (by 2.3%), of products of wood, cork, straw and wicker (by 1.3%), of rubber and plastic products (by 0.9%), of paper and paper products as well as of chemicals and chemical products (by 0.8% each), of food products (by 0.7%), of metal products (by 0.6%), of beverages (by 0.5%), of other non-metallic mineral products (by 0.3%), of printing and reproduction of recorded media as well as of electrical equipment (by 0.2% each). The prices in manufacture of machinery and equipment as well as in manufacture of motor vehicles, trailers and semi-trailers remained at a level similar to that recorded in the previous month. However, the prices decreased, among other things, in manufacture: of tobacco products as well as of textiles and of furniture (by 0.1% each), of leather and related products (by 0.2%), of wearing apparel as well as of pharmaceutical products (by 0.3% each), of computer, electronic and optical products and of other transport equipment (by 0.4% each). The prices in sections **electricity, gas, steam and air conditioning supply** as well as **water supply; sewerage, waste management and remediation activities** increased respectively by 0.5% and by 0.4%.

Among divisions of manufacturing in May 2021 the prices the most increased in manufacture of coke and refined petroleum products both in comparison with the previous month as well as in annual term

In May 2021 **the prices of sold production of industry** compared to May 2020 increased by 6.5%. Prices growth was recorded in all sections of the industry. The prices the most increased in the section **mining and quarrying** - by 25.0%, of which in mining of metal ores - by 64.6%, with the prices drop in mining of coal and lignite - by 0.4%. The prices in **manufacturing** increased by 6.3%, with multidirectional prices movements in individual divisions. The prices the most increased in manufacture of coke and refined petroleum products (by 70.6%). The prices were also higher than in the year before, among other things, in manufacture: of basic metals (by 19.6%), of chemicals and chemical products (by 10.5%), of products of wood, cork, straw and wicker (by 6.0%), of rubber and plastic products (by 4.1%), of food products (by 3.5%), of metal products (by 3.3%), of paper and paper products (by 2.6%), of pharmaceutical products (by 2.5%), of computer, electronic and optical products (by 2.3%), of beverages as well as of motor vehicles, trailers and semi-trailers (by 1.7% each), of other transport equipment (by 1.5%), of furniture (by 1.0%), of other non-metallic mineral products and of electrical equipment (by 0.9% each). However, the prices decreased, among other things, in manufacture: of leather and related products (by 0.4%), of textiles (by 0.5%), of machinery and equipment (by 0.8%), of printing and reproduction of recorded media (by 1.2%), of tobacco products (by 1.4%). The deepest drop of prices compared to May 2020 was recorded in manufacture of wearing apparel (by 3.5%). The prices in the section **water supply; sewerage, waste management and remediation activities** increased in annual term by 3.6% and in the section **electricity, gas, steam and air conditioning supply** - by 3.1%.

Chart 1. Prices changes of sold production of industry in 2020-2021 in relation to the previous period (in %)

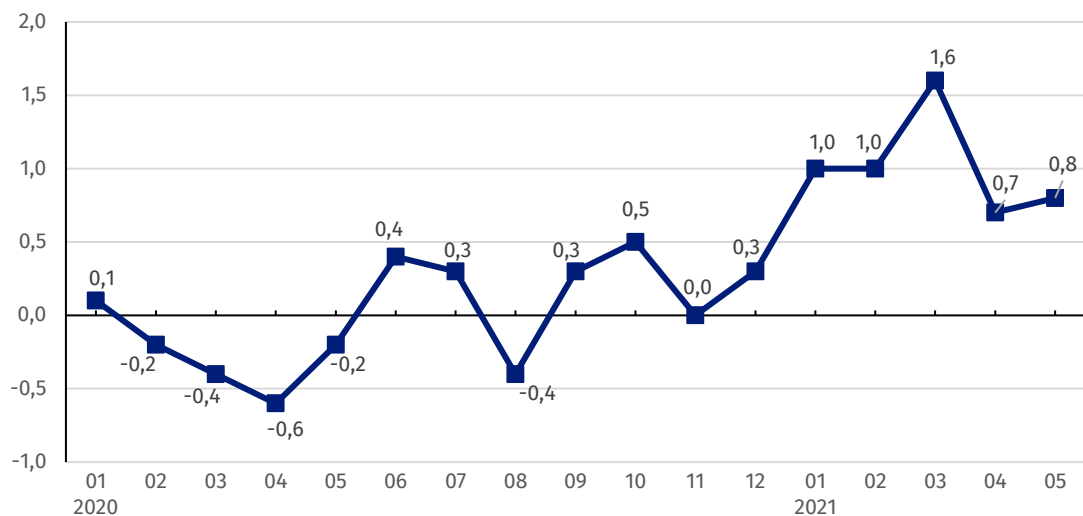


Chart 2. Prices changes of sold production of industry in 2020-2021 in relation to the same period of the previous year (in %)

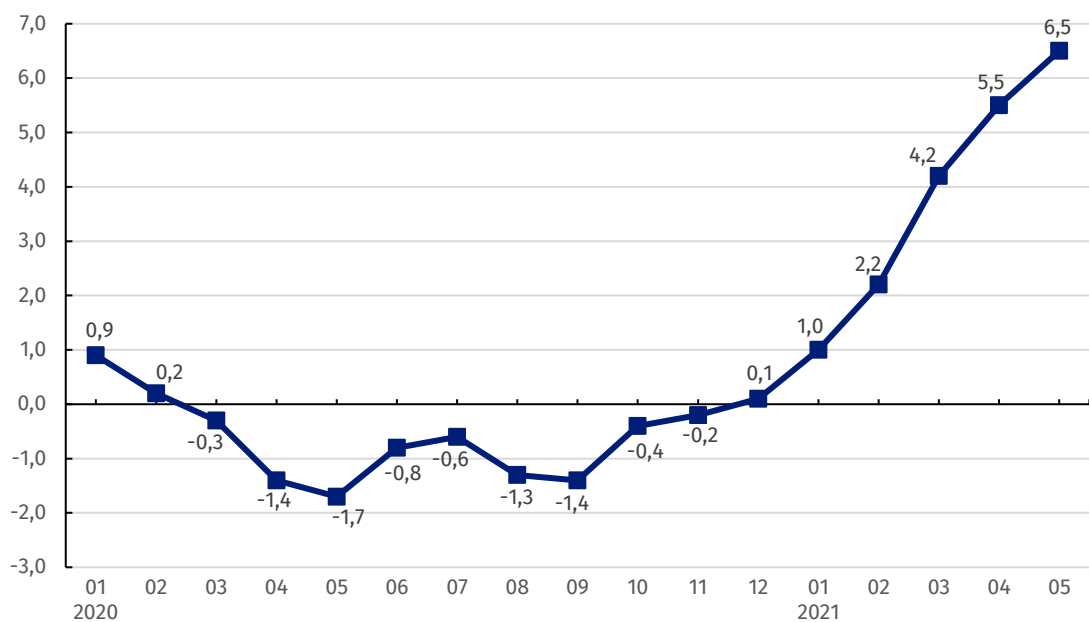
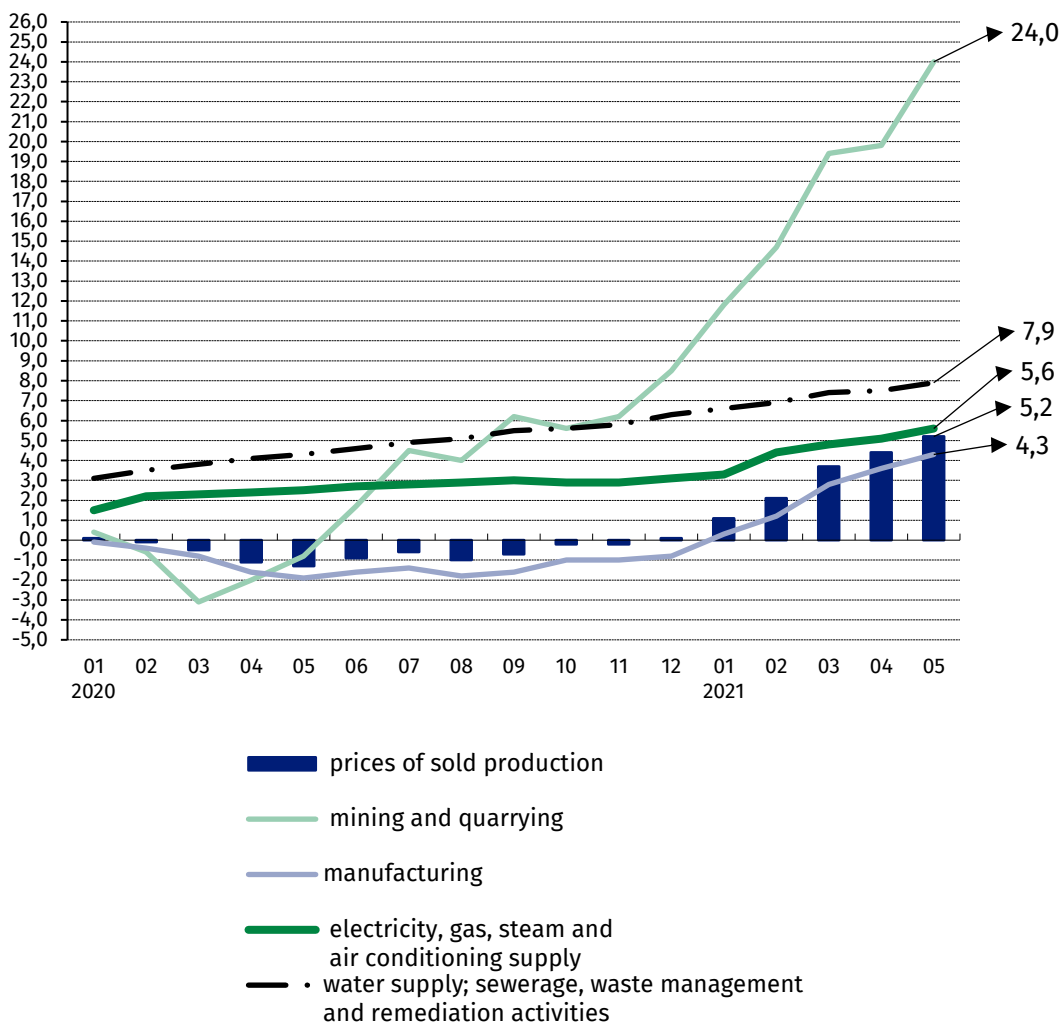


Chart 3. Prices changes of sold production of industry by sections NACE in 2020-2021 in relation to December 2019 (in %)



In case of quoting Statistics Poland data, please provide information: "Source of data: Statistics Poland", and in case of publishing calculations made on data published by Statistics Poland, please include the following disclaimer: "Own study based on figures from Statistics Poland".

Prepared by:

**The Trade and Services Department
Director Ewa Adach-Stankiewicz**

Office: tel. (+48 22) 608 31 24

Issued by:

**The Spokesperson for the President
of Statistics Poland**

Karolina Banaszek

Mobile: (+48) 695 255 011

Press Office

Office: tel. (+48 22) 608 34 91, 608 38 04

e-mail: obslugaprasowa@stat.gov.pl



www.stat.gov.pl/en/



[@StatPoland](https://twitter.com/StatPoland)



[@GlownyUrzadStatystyczny](https://www.facebook.com/GlownyUrzadStatystyczny)

Related information

[Statistical Bulletin](#)

[News Releases](#)

Data available in databases

[Analytical Platform - Knowledge Databases](#)

[Macroeconomic Data Bank](#)

[Prices indices \(Topics: Prices, Trade\)](#)

Terms used in official statistics

[Price index of sold production of industry](#)