

# Price indices of sold production of industry in February 2021

18.03.2021


**2.0%**

producer prices in industry increased compared to February 2020

According to preliminary data, in February 2021 the prices of sold production of industry increased compared to January 2021 by 0.8 % and compared to that recorded in the corresponding month of the previous year - by 2.0%.

**Table 1. Price indices of sold production of industry in February 2021**

SPECIFICATION	I 2021		II 2021		I-II 2021
	XII 2020=100	corresponding period 2020=100	I 2021=100	XII 2020=100	I-II 2020=100
<b>TOTAL</b>	<b>101.0*</b>	<b>101.0*</b>	<b>102.0</b>	<b>100.8</b>	<b>101.8</b>
Mining and quarrying	103.0*	111.3*	115.5	102.7	105.8
Manufacturing	101.1*	100.4*	101.5	100.8	101.9
Electricity, gas, steam and air conditioning supply	100.2*	101.8*	101.2	100.1	100.3
Water supply; sewerage, waste management and remediation activities	100.3*	103.4*	103.1	100.1	100.4

\* Data revised.

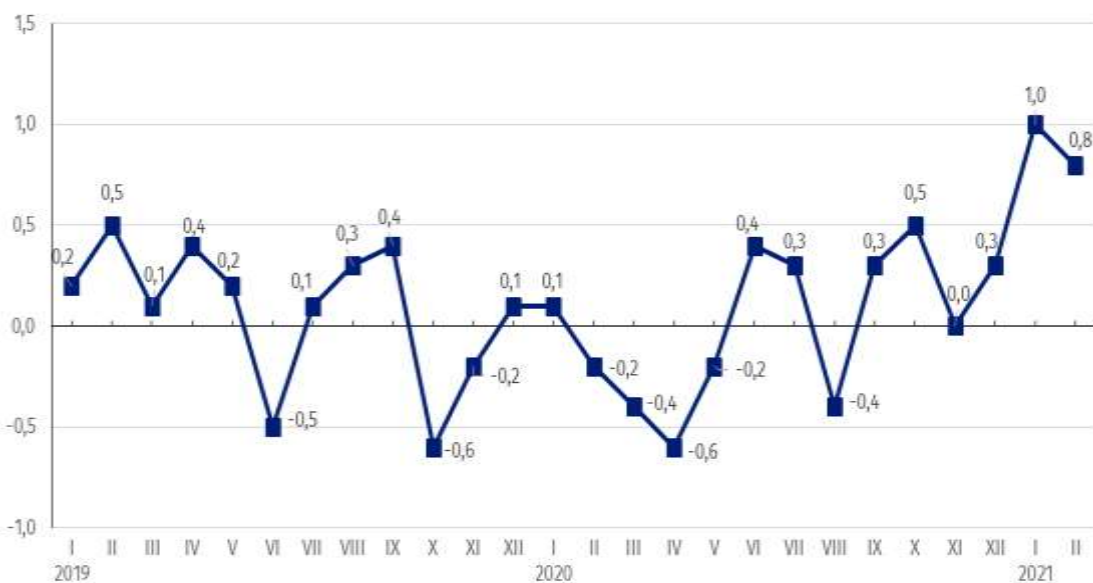
According to preliminary data, **the prices of sold production of industry** in February 2021 increased by 0.8% compared to January 2021. The highest growth of prices was recorded in the section **mining and quarrying** - by 2.7%, of which in mining of metal ores- by 4.6% and in mining of coal and lignite - by 0.7%. The prices increased in the section **manufacturing** by 0.8%, with multidirectional price changes in individual divisions. The prices the most increased in manufacture of coke and refined petroleum products (by 8.0%). The prices growth was recorded also, among others, in manufacture: of basic metals (by 2.7%), of textiles as well as of chemicals and chemical products (by 0.8% each), of food products (by 0.7%), of leather and related products as well as of computer, electronic and optical products (by 0.6% each), of products of wood, cork, straw and wicker (by 0.5%), of beverages as well as of printing and reproduction of recorded media (by 0.4% each), of rubber and plastic products as well as of furniture (by 0.3% each), of paper and paper products as well as of other non-metallic mineral products (by 0.2% each), of electrical equipment and of motor vehicles, trailers and semi-trailers (by 0.1% each). The prices in manufacture of metal products remained at a level similar to that recorded in the previous month. However, the prices decreased, among other things, in manufacture: of pharmaceutical products, of machinery and equipment as well as of other transport equipment (by 0.1% each), of tobacco products and of wearing apparel (by 0.3% each). The prices in sections **electricity, gas, steam and air conditioning supply** as well as **water supply; sewerage, waste management and remediation activities** increased by 0.1% each.

Among divisions of manufacturing in February 2021 in comparison with the previous month, the prices the most increased in manufacture of coke and refined petroleum products

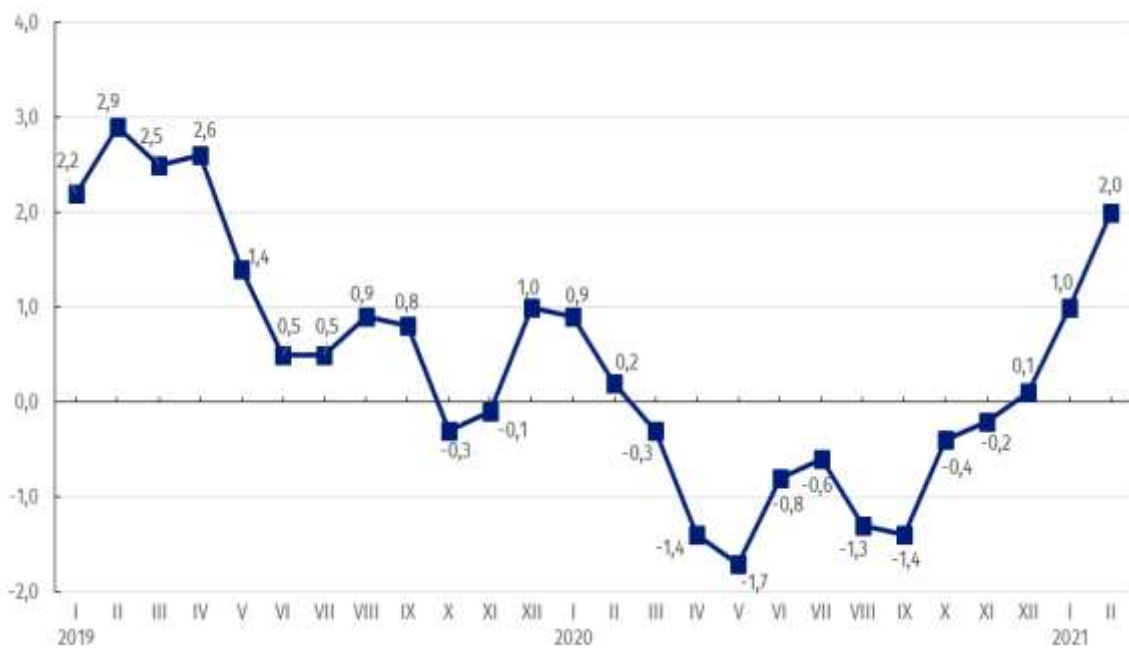
In February 2021 **the prices of sold production of industry** compared to February 2020 increased by 2.0%. Prices growth was recorded in all sections of the industry. The prices the most increased in the section **mining and quarrying** - by 15.5%, of which in mining of metal ores - by 40.1%, with the prices drop in mining of coal and lignite - by 0.6%. The prices in the section **water supply; sewerage, waste management and remediation activities** increased - by 3.1% The prices in **manufacturing** increased by 1.5%, with multidirectional prices movements in individual divisions. The prices the most increased in manufacture of basic metals (by 9.8%). The prices were also higher than in the year before, among other things, in manufacture: of coke and refined petroleum products (by 6.9%), of products of wood, cork, straw and wicker (by 3.9%), of motor vehicles, trailers and semi-trailers (by 3.4%), of pharmaceutical products (by 3.1%), of chemicals and chemical products (by 2.9%), of other transport equipment (by 2.8%), of leather and related products as well as of metal products (by 2.1% each), of computer, electronic and optical products (by 1.6%), of electrical equipment (by 1.5%), of machinery and equipment (by 1.1%), of tobacco products (by 0.8%), of beverages as well as of other non-metallic mineral products (by 0.4% each) and of furniture (by 0.3%). However, the prices decreased, among other things, in manufacture: of textiles as well as of paper and paper products (by 0.1% each), of food products as well as of rubber and plastic products (by 0.2% each) and of wearing apparel (by 0.5%). The deepest drop of prices compared to February 2020 was recorded in printing and reproduction of recorded media (by 2.9%). Prices in the section **electricity, gas, steam and air conditioning supply** increased by 1.2%.

Among divisions of manufacturing in February 2021, compared to the same month of the previous year, the most increased prices in manufacture of basic metals

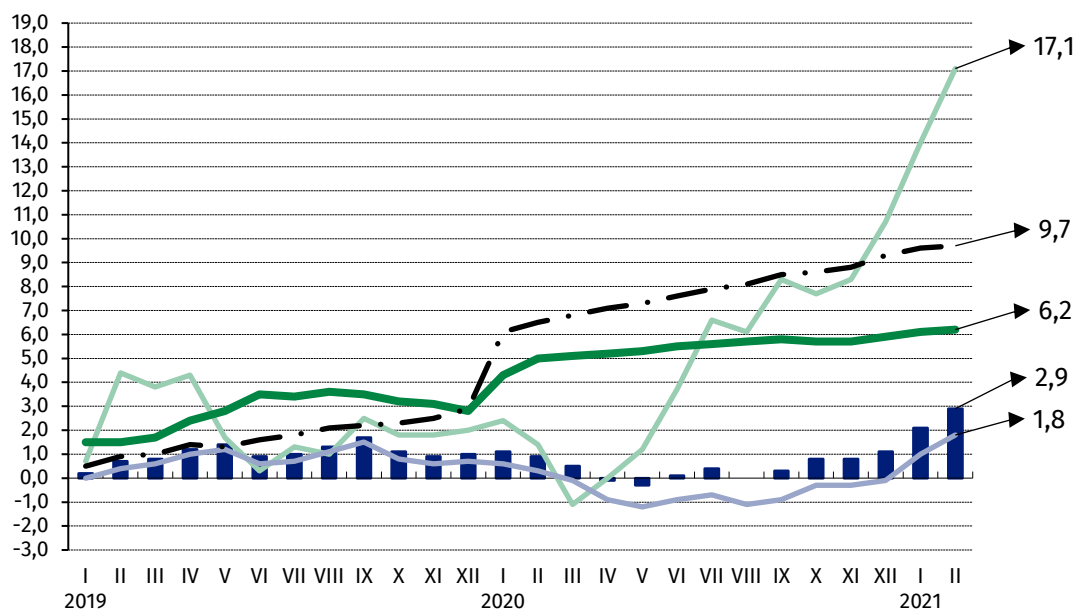
**Chart 1. Prices changes of sold production of industry in 2019-2021 in relation to the previous period (in %)**



**Chart 2. Prices changes of sold production of industry in 2019-2021 in relation to the same period of the previous year (in %)**



**Chart 3. Prices changes of sold production of industry by sections NACE in 2019-2021 in relation to December 2018 (in %)**



- prices of sold production
- manufacturing
- mining and quarrying
- electricity, gas, steam and air conditioning supply
- · - water supply; sewerage, waste management and remediation activities

In case of quoting Statistics Poland data, please provide information: "Source of data: Statistics Poland", and in case of publishing calculations made on data published by Statistics Poland, please include the following disclaimer: "Own study based on figures from Statistics Poland".

Prepared by:

**The Trade and Services Department  
Director Ewa Adach-Stankiewicz**

Office: tel. (+48 22) 608 31 24

Issued by:

**The Spokesperson for the President  
of Statistics Poland**

**Karolina Banaszek**

Mobile: (+48) 695 255 011

**Press Office**

Office: tel. (+48 22) 608 34 91, 608 38 04

e-mail: [obslugaprasowa@stat.gov.pl](mailto:obslugaprasowa@stat.gov.pl)



[www.stat.gov.pl/en/](http://www.stat.gov.pl/en/)



[@StatPoland](https://twitter.com/StatPoland)



[@GlownyUrzadStatystyczny](https://www.facebook.com/GlownyUrzadStatystyczny)

**Related information**

[Statistical Bulletin](#)

[News Releases](#)

**Data available in databases**

[Analytical Platform - Knowledge Databases](#)

[Macroeconomic Data Bank](#)

[Prices indices \(Topics: Prices, Trade\)](#)

**Terms used in official statistics**

[Price index of sold production of industry](#)