

Price indices of sold production of industry in January 2021

18.02.2021


0.7%

producer prices in industry increased compared to January 2020

According to preliminary data, in January 2021 the prices of sold production of industry compared to December 2020 as well as compared to that recorded in the corresponding month of the previous year increased - by 0.7% each.

Table 1. Price indices of sold production of industry in January 2021

SPECIFICATION	XII 2020		I -XII 2020	I 2021	
	XI 2020=100	corresponding period 2019=100		I 2020=100	XII 2020=100
TOTAL	100.3*	100.1*	99.4	100.7	100.7
Mining and quarrying	102.2*	108.5*	102.4	111.1	102.8
Manufacturing	100.2*	99.2*	98.8	100.1	100.8
Electricity, gas, steam and air conditioning supply	100.2	103.1	102.6	101.5	100.0
Water supply; sewerage, waste management and remediation activities	100.5*	106.3*	106.0	103.3	100.2

* Data revised.

According to preliminary data, **the prices of sold production of industry** in January 2021 increased by 0.7% compared to December 2020. The highest growth of prices was recorded in the section **mining and quarrying** - by 2.8%, of which in mining of metal ores- by 4.4% and in mining of coal and lignite - by 2.0%. The prices increased also in the section **manufacturing** - by 0.8%, with multidirectional price changes in individual divisions. The prices the most increased in manufacture of coke and refined petroleum products (by 7.8%). The prices growth was recorded also, among others, in manufacture: of pharmaceutical products (by 1.9%), of basic metals (by 1.3%), of products of wood, cork, straw and wicker (by 1.1%), of chemicals and chemical products (by 1.0%), of machinery and equipment (by 0.6%), of food products as well as of metal products (by 0.5% each), of beverages as well as of leather and related products (by 0.4% each), of rubber and plastic products and of other transport equipment (by 0.3% each), of textiles as well as of printing and reproduction of recorded media and of other non-metallic mineral products as well as of furniture (by 0.2% each) and of electrical equipment (by 0.1%). The prices in manufacture of motor vehicles, trailers and semi-trailers remained at a level similar to that recorded in the previous month. However, the prices decreased, among other things, in manufacture: of computer, electronic and optical products (by 0.2%), of wearing apparel (by 0.3%), of paper and paper products (by 0.4%) as well as of tobacco products (by 0.7%). The prices in the section **water supply; sewerage, waste management and remediation activities** increased by 0.2% but in the section **electricity, gas, steam and air conditioning supply** remained at a level similar to that recorded in the previous month.

Among divisions of manufacturing in January 2021 in comparison with the previous month, the prices the most increased in manufacture of coke and refined petroleum products

In January 2021 **the prices of sold production of industry** compared to January 2020 increased by 0.7%. The prices in the section **mining and quarrying** increased by 11.1%, of which in mining of metal ores- by 30.0%, with the prices drop in mining of coal and lignite - by 1.3%. The prices in the section **water supply; sewerage, waste management and remediation activities** increased- by 3.3% as well as in the section **electricity, gas, steam and air conditioning supply** - by 1.5%. The prices in **manufacturing** increased by 0.1%, with multidirectional prices movements in individual divisions. The prices the most increased in manufacture of basic metals (by 5.3%). The prices were also higher than in the year before, among other things, in manufacture: of other transport equipment (by 3.6%), of motor vehicles, trailers and semi-trailers (by 3.5%), of pharmaceutical products (by 3.2%), of tobacco products (by 3.1%), of products of wood, cork, straw and wicker (by 3.0%), of machinery and equipment (by 2.3%), of metal products (by 2.0%), of leather and related products (by 1.8%), of chemicals and chemical products (by 1.3%), of electrical equipment (by 1.2%), of computer, electronic and optical products (by 0.9%), of other non-metallic mineral products (by 0.7%). However, the prices decreased, among other things, in manufacture: of beverages (by 0.3%), of paper and paper products (by 0.4%), of wearing apparel as well as of rubber and plastic products (by 0.5% each), of textiles (by 0.7%), of furniture (by 0.8%). Lower prices, in annual term, were also in manufacture of food products (by 1.5%) as well as in printing and reproduction of recorded media (by 2.0%). The deepest drop of prices compared to January 2020 was recorded in manufacture of coke and refined petroleum products (by 7.1%).

Among divisions of manufacturing in January 2021, compared to the same month of the previous year, the most increased prices in manufacture of basic metals

Chart 1. Prices changes of sold production of industry in 2019-2021 in relation to the previous period (in %)

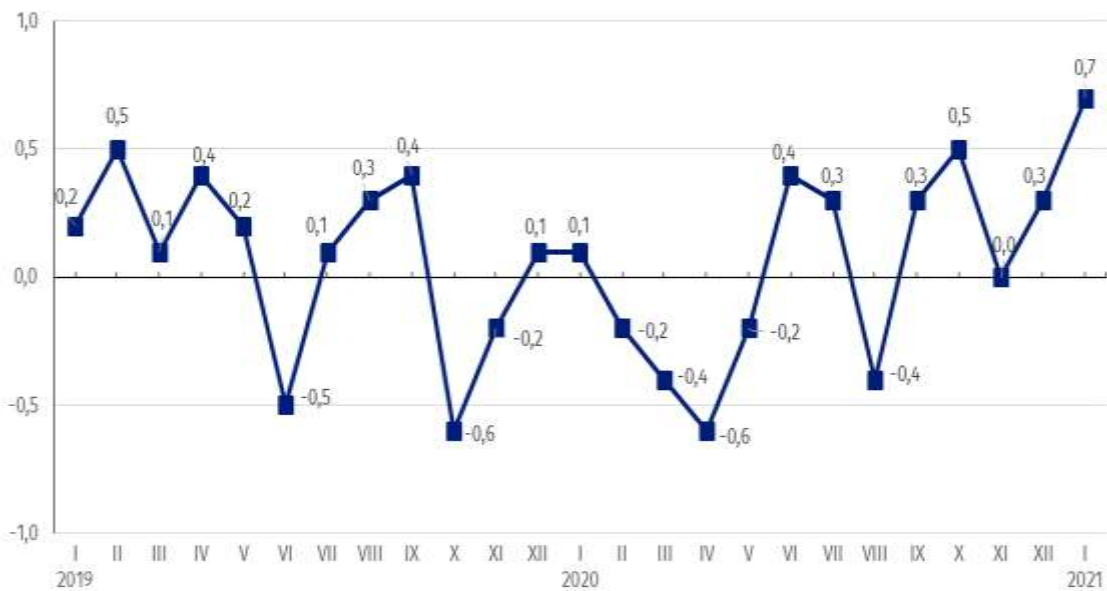


Chart 2. Prices changes of sold production of industry in 2019-2021 in relation to the same period of the previous year (in %)

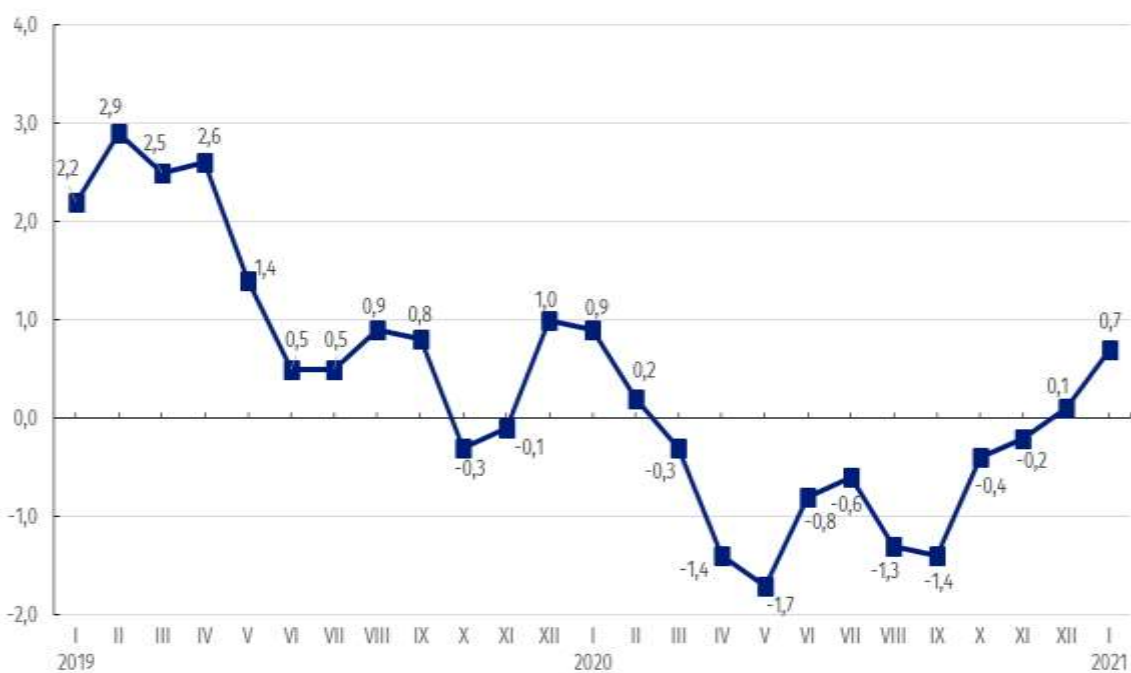
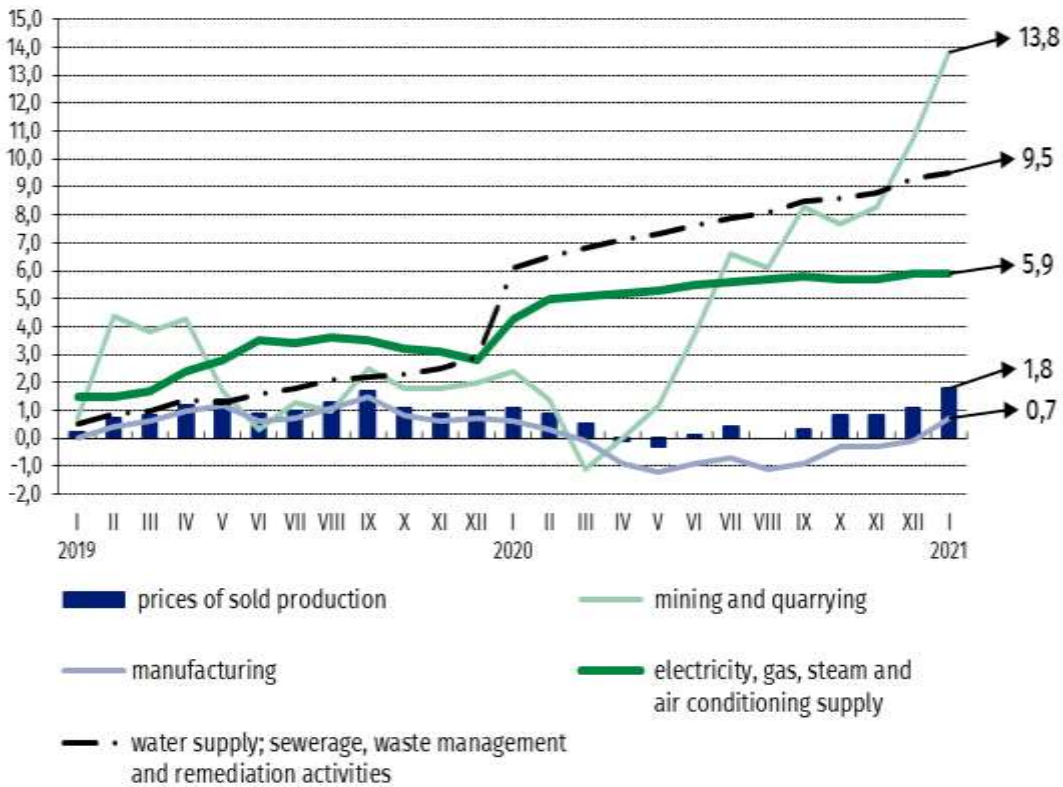


Chart 3. Prices changes of sold production of industry by sections NACE in 2019-2021 in relation to December 2018 (in %)



In case of quoting Statistics Poland data, please provide information: "Source of data: Statistics Poland", and in case of publishing calculations made on data published by Statistics Poland, please include the following disclaimer: "Own study based on figures from Statistics Poland".

Prepared by:

The Trade and Services Department

Director Ewa Adach-Stankiewicz

Office: tel. (+48 22) 608 31 24

Issued by:

**The Spokesperson for the President
of Statistics Poland**

Karolina Banaszek

Mobile: (+48) 695 255 011

Press Office

Office: tel. (+48 22) 608 34 91, 608 38 04

e-mail: obslugaprasowa@stat.gov.pl



www.stat.gov.pl/en/



[@StatPoland](https://twitter.com/StatPoland)



[@GlownyUrzadStatystyczny](https://www.facebook.com/GlownyUrzadStatystyczny)

Related information

[Statistical Bulletin](#)

[News Releases](#)

Data available in databases

[Analytical Platform - Knowledge Databases](#)

[Macroeconomic Data Bank](#)

[Prices indices \(Topics: Prices, Trade\)](#)

Terms used in official statistics

[Price index of sold production of industry](#)