

# Price indices of sold production of industry in October 2020

20.11.2020


**0.4%**

the drop of producer prices in industry in comparison with October 2019

According to preliminary data in October 2020 the prices of sold production of industry decreased in comparison with the corresponding month of the previous year by 0.4% but in comparison with September 2020 increased by 0.4%.

**Table 1. Price indices of sold production of industry in October 2020**

SPECIFICATION	IX 2020		X 2020		I-X 2020
	VIII 2020=100	corresponding period 2019=100	IX 2020=100	XII 2019=100	I-X 2019
<b>TOTAL</b>	<b>100.3*</b>	<b>98.6*</b>	<b>99.6</b>	<b>100.4</b>	<b>99.3</b>
Mining and quarrying	102.1*	105.7*	105.8	99.4	101.4
Manufacturing	100.2*	97.7*	98.8	100.5	98.7
Electricity, gas, steam and air conditioning supply	100.1*	102.2*	102.4	99.9	102.6
Water supply; sewerage, waste management and remediation activities	100.4*	106.3*	106.1	100.0	105.9

\* Data revised.

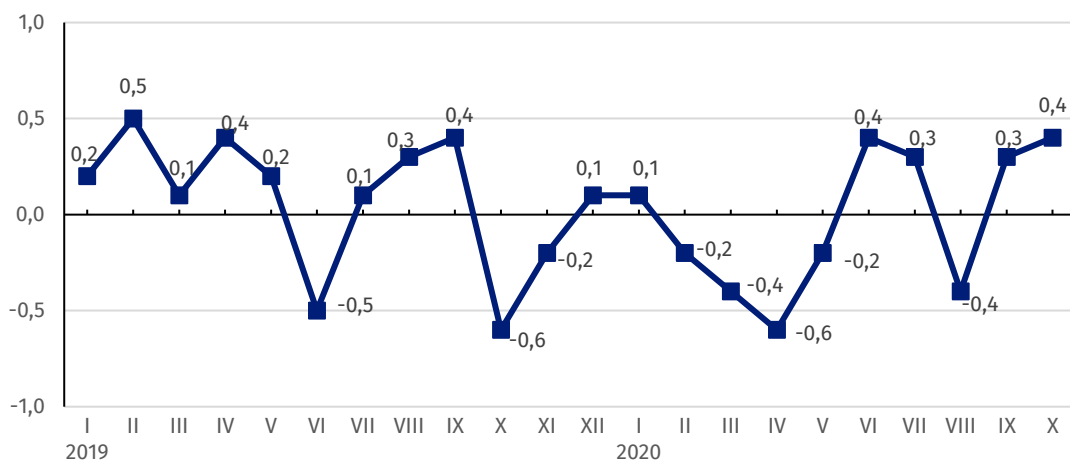
According to preliminary data, **the prices of sold production of industry** in October 2020 increased by 0.4% compared to the previous month. The producers the most increased their prices in the section **manufacturing** - by 0.5%, of which in manufacture of coke and refined petroleum products -by 2.6%. The prices growth was recorded also, among others, in manufacture: of basic metals (by 1.5%), of motor vehicles, trailers and semi-trailers (by 1.1%), of textiles (by 1.0%), of tobacco products (by 0.9%), of printing and reproduction of recorded media (by 0.8%), of metal products (by 0.6%), of machinery and equipment (by 0.5%), of chemicals and chemical products as well as of computer, electronic and optical products and of other transport equipment (by 0.4% each), of products of wood, cork, straw and wicker as well as of other non-metallic mineral products and of furniture (by 0.3% each), of wearing apparel, of rubber and plastic products and of electrical equipment (by 0.2% each), of paper and paper products (by 0.1%). However, the prices decreased, among other things, in manufacture: of leather and related products (by 0.1%), of food products (by 0.2%), of pharmaceutical products (by 0.4%) as well as of beverages (by 0.5%). The prices in section **mining and quarrying** were lower compared to September this year by 0.6%, of which in mining of coal and lignite by 2.0% with the prices growth in mining of metal ores- by 0.8%. Prices of **electricity, gas, steam and air conditioning supply** decreased by 0.1%. The prices in section **water supply; sewerage, waste management and remediation activities** compared to the last month remained unchanged.

Among divisions of manufacturing in October 2020 in comparison with the previous month the prices the most increased in manufacture of coke and refined petroleum products- by 2.6%

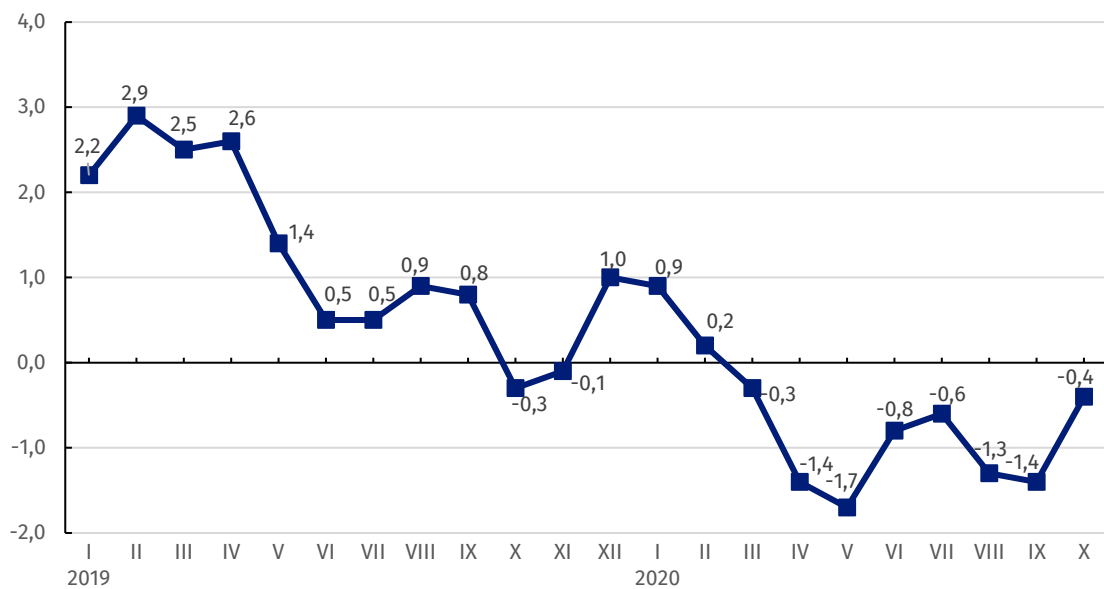
In October 2020 **the prices of sold production of industry** were lower by 0.4% than a year earlier. The deepest drop of prices was recorded in **manufacturing** - by 1.2%. Among divisions of manufacturing the deepest prices decrease was noticed in manufacture of coke and refined petroleum products (by 21.6%). The prices were also lower in annual term, among other things, in manufacture: of chemicals and chemical products (by 3.3%), of basic metals (by 1.9%), of rubber and plastic products (by 1.7%), of printing and reproduction of recorded media (by 1.5%), of computer, electronic and optical products (by 1.2%), of paper and paper products (by 1.1%), of furniture (by 0.8%) as well as of beverages and of wearing apparel (by 0.4% each). However, higher prices than last year were, among other things, in manufacture: of food products (by 0.4%), of other non-metallic mineral products as well as of metal products (by 0.7% each), of textiles (by 0.8%), of products of wood, cork, straw and wicker and of electrical equipment (by 1.3% each), of machinery and equipment (by 2.0%), of leather and related products (by 3.2%), of other transport equipment (by 3.3%), of pharmaceutical products (by 4.0%), of motor vehicles, trailers and semi-trailers (by 4.2%), as well as of tobacco products (by 5.6%). The prices in section **electricity, gas, steam and air conditioning supply** rose by 2.4%. The prices in **mining and quarrying** were higher than the year before by 5.8%, of which in mining of metal ores- by 20.0% with the prices drop in mining of coal and lignite - by 4.2%. The highest growth of prices was recorded in the section **water supply; sewerage, waste management and remediation activities** - by 6.1%.

In October 2020, compared to the same month of the previous year, the deepest decrease in prices was recorded in manufacture of coke and refined petroleum products- by 21.6 %

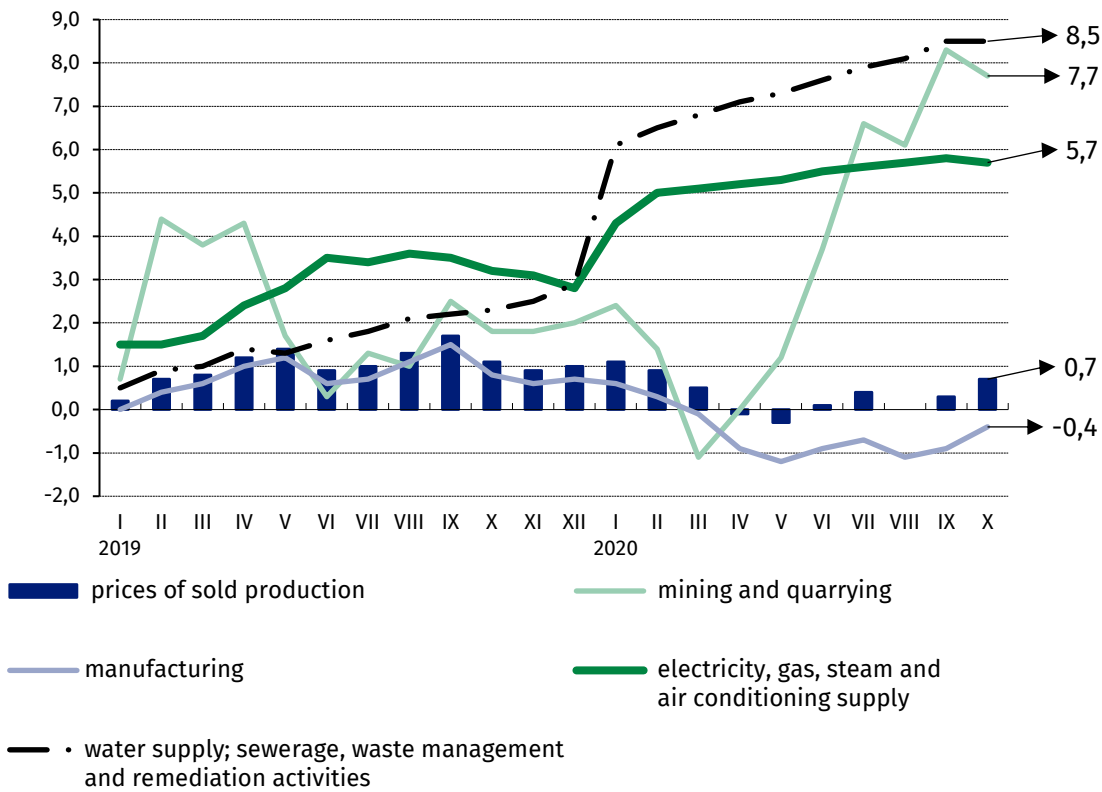
**Chart 1. Prices changes of sold production of industry in 2019-2020 in relation to the previous period (in %)**



**Chart 2. Prices changes of sold production of industry in 2019-2020 in relation to the same period of the previous year (in %)**



**Chart 3. Prices changes of sold production of industry by sections NACE in 2019-2020 in relation to December 2018 (in %)**



In case of quoting Statistics Poland data, please provide information: "Source of data: Statistics Poland", and in case of publishing calculations made on data published by Statistics Poland, please include the following disclaimer: "Own study based on figures from Statistics Poland".

Prepared by:

**The Trade and Services Department**

**Director Ewa Adach-Stankiewicz**

Office: tel. (+48 22) 608 31 24

Issued by:

**The Spokesperson for the President  
of Statistics Poland**

**Karolina Banaszek**

Mobile: (+48) 695 255 011

**Press Office**

Office: tel. (+48 22) 608 34 91, 608 38 04

e-mail: [obslugaprasowa@stat.gov.pl](mailto:obslugaprasowa@stat.gov.pl)



[www.stat.gov.pl/en/](http://www.stat.gov.pl/en/)



[@StatPoland](https://twitter.com/StatPoland)



[@GlownyUrzadStatystyczny](https://www.facebook.com/GlownyUrzadStatystyczny)

**Related information**

[Statistical Bulletin](#)

[News Releases](#)

**Data available in databases**

[Analytical Platform - Knowledge Databases](#)

[Macroeconomic Data Bank](#)

[Prices indices \(Topics: Prices, Trade\)](#)

**Terms used in official statistics**

[Price index of sold production of industry](#)