

# Consumer price indices in September 2019

15.10.2019


**2,6%**

an increase compared with the corresponding month of the previous year

Consumer prices in September 2019 remained on average at the level similar to the one recorded in the previous month (with a decrease of prices of services – by 0,2% and prices of goods remaining at the same level). Compared with the corresponding month of the previous year, consumer prices increased by 2,6% (of which services – by 4,8% and goods – by 1,8%).

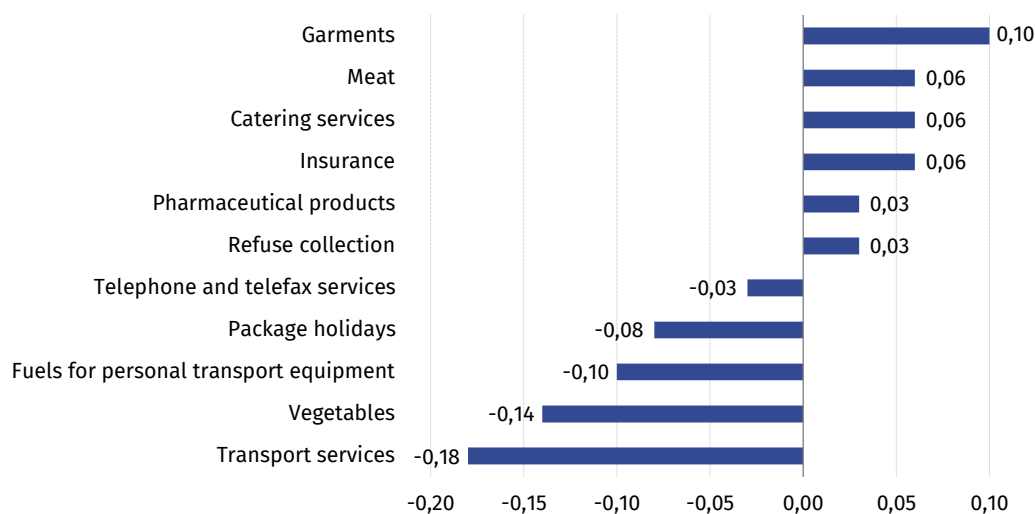
**Table 1. Consumer price indices in September 2019**

SPECIFICATION	IX 2019			VII-IX 2019		I-IX 2019	CONTRIBUTION OF CHANGES VIII 2019= =100
	IX 2018= =100	XII 2018= =100	VIII 2019= =100	VII-IX 2018=100	IV-VI 2019=100	I-IX 2018=100	
<b>TOTAL</b>	<b>102,6</b>	<b>102,2</b>	<b>100,0</b>	<b>102,8</b>	<b>100,3</b>	<b>102,1</b>	<b>x</b>
Food and non-alcoholic beverages	106,3	105,0	99,8	106,7	100,7	104,4	-0,05
Alcoholic beverages and tobacco	101,0	101,3	100,0	101,2	100,3	101,3	0,00
Clothing and footwear	98,8	96,5	102,6	98,6	95,5	97,9	0,12
Housing, water, electricity, gas and other fuels	102,0	101,4	100,3	101,9	100,8	101,4	0,06
Furnishings, household equipment and routine household maintenance	100,5	100,5	99,8	100,6	100,1	100,8	-0,01
Health	103,9	103,1	100,7	103,7	101,2	103,2	0,04
Transport	98,3	98,1	97,4	99,5	98,3	101,6	-0,27
Communication	100,9	103,9	99,3	99,7	101,3	98,2	-0,03
Recreation and culture	102,6	103,0	99,1	102,8	101,5	102,4	-0,06
Education	104,4	103,4	102,6	103,5	101,0	103,2	0,03
Restaurants and hotels	105,2	104,5	100,9	104,8	101,6	104,1	0,05
Miscellaneous goods and services	101,3	101,3	101,3	101,3	100,0	101,1	0,07

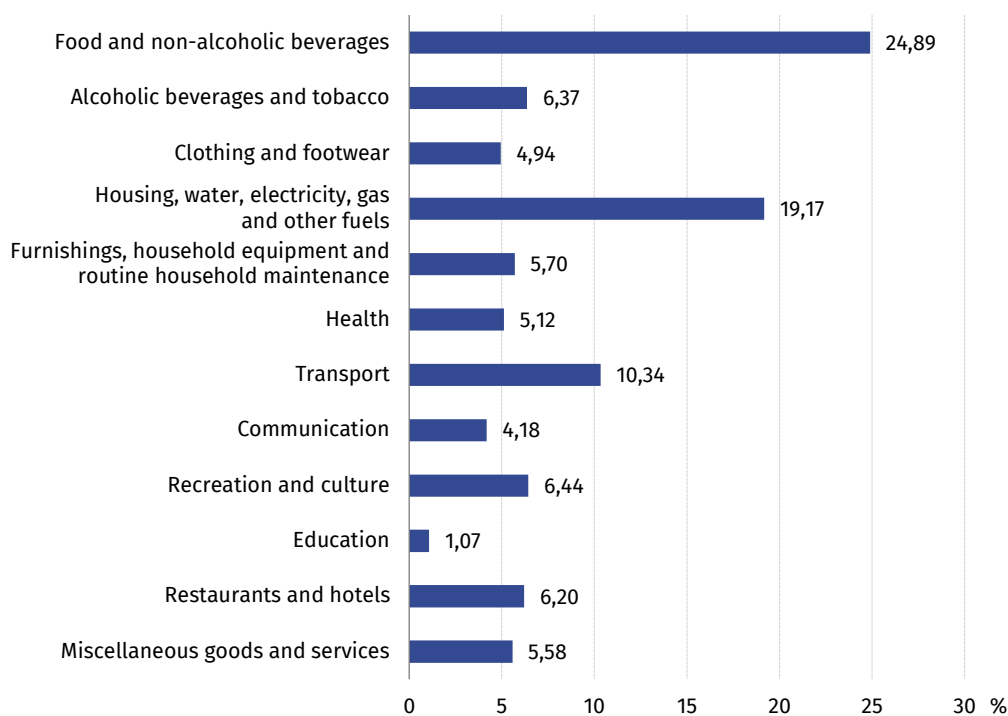
### Contribution of price changes to the total consumer price index

In September of the current year, compared with the previous month, the highest contribution to the total consumer price index came from lower prices related to Transport (by 2,6%), and Recreation and culture (by 0,9%), which decreased the index by 0,27 pp and 0,06 pp, respectively. Higher prices of Clothing and footwear (by 2,6%) and related to Dwelling (by 0,2%) increased the index by 0,12 pp and 0,05 pp, respectively. Compared with the corresponding month of the previous year, higher prices of Food (by 6,8%) and related to Dwelling (by 1,6%) increased the consumer price index by 1,51 pp and 0,40 pp, respectively. Lower prices related to Transport (by 1,7%) and Clothing and footwear (by 1,2%) decreased the index by 0,18 pp and 0,06 pp, respectively.

**Chart 1. Contribution of price changes of selected groups of consumer goods and services in September 2019 (change in pp compared with the previous period)**

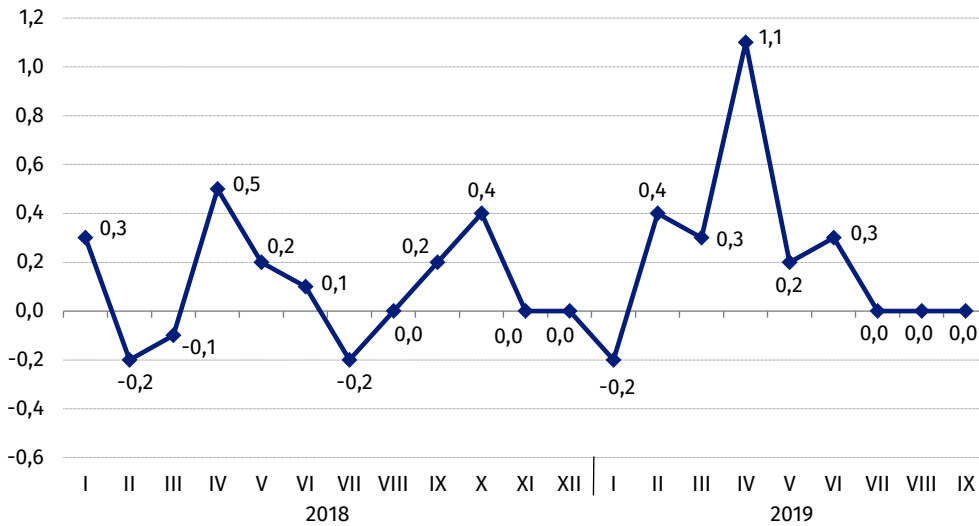


**Chart 2. Weighting system used in the compilations of consumer price indices in 2019**

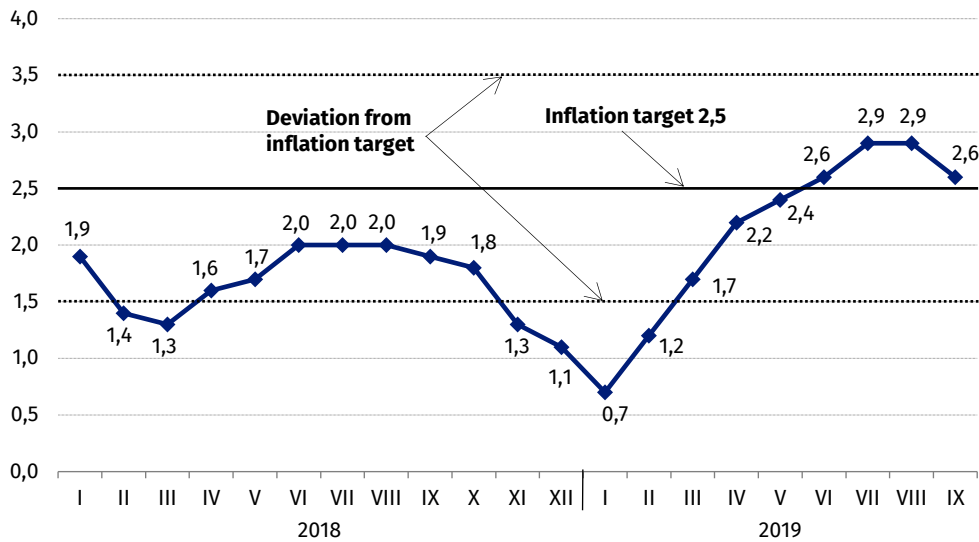


In 2019, similarly to previous years, the largest share of expenditures in the compilations of the consumer price index have Food and non-alcoholic beverages (24,89%) and goods and services related to Housing, water, electricity, gas and other fuels (19,17%)

**Chart 3. Consumer prices (change in % compared with the previous period)**

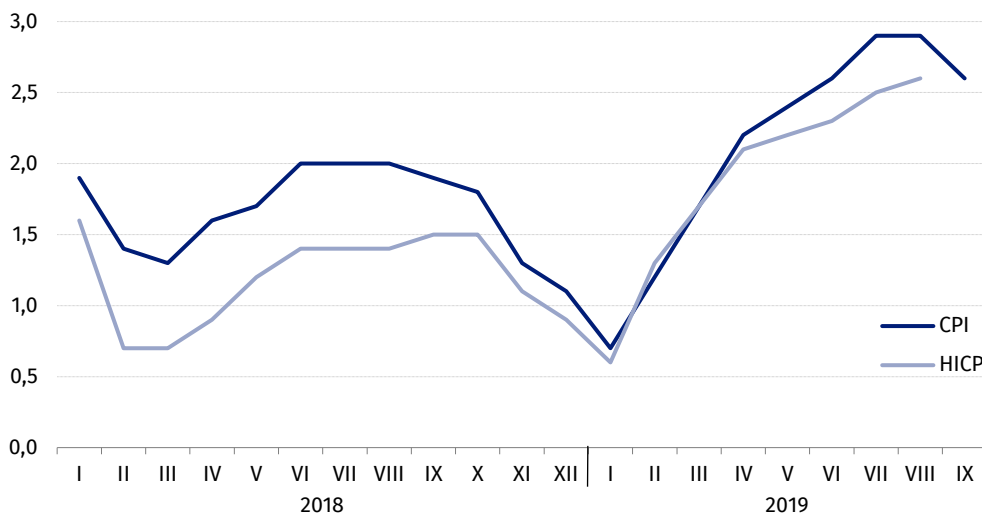


**Chart 4. Consumer prices (change in % compared with the corresponding period of the previous year)**



In September 2019 the consumer price index was within the deviations from inflation target determined by the Monetary Policy Council (2,5% +/- 1 pp)

**Chart 5. Consumer price index (CPI) and harmonised index of consumer prices (HICP) (change in % compared with the corresponding period of the previous year)**



**Table 2. Consumer price indices in September 2019**

SPECIFICATION	IX 2019			VII-IX 2019		I-IX 2019
	IX 2018= =100	XII 2018= =100	VIII 2019= =100	VII-IX 2018=100	IV-VI 2019=100	I-IX 2018=100
<b>TOTAL</b>	<b>102,6</b>	<b>102,2</b>	<b>100,0</b>	<b>102,8</b>	<b>100,3</b>	<b>102,1</b>
Goods	101,8	101,3	100,0	102,2	99,8	101,7
Services	104,8	104,5	99,8	104,4	101,6	103,4
FOOD, NON-ALCOHOLIC BEVERAGES, ALCOHOLIC BEVERAGES AND TOBACCO	105,2	104,3	99,8	105,6	100,6	103,8
FOOD AND NON-ALCOHOLIC BEVERAGES	106,3	105,0	99,8	106,7	100,7	104,4
Food	106,8	105,4	99,8	107,3	100,7	104,7
of which:						
Rice	106,6	107,1	101,4	105,9	101,7	103,8
Flour	108,4	107,4	100,3	108,3	100,8	108,1
Bread	108,4	103,8	100,4	109,2	100,9	109,4
Pasta products and couscous	103,2	102,2	99,9	103,2	100,8	102,7
Meat	106,8	108,8	100,9	106,8	102,1	104,2
of which:						
Beef	100,3	100,4	100,2	100,7	99,7	101,1
Veal	102,8	102,3	100,2	102,7	101,1	102,2
Pork	112,9	114,8	101,8	112,7	101,9	106,8
Poultry	99,8	108,0	100,2	100,8	100,9	101,5
Dried, salted or smoked meat	107,5	107,8	100,7	107,1	102,8	104,3
Fish and seafood	104,7	104,1	100,3	104,6	101,1	103,6
Milk, cheese and eggs	100,6	100,7	100,0	100,7	100,5	99,8
of which:						
Milk	100,0	101,1	100,6	99,8	100,8	99,2
Yoghurt, cream, milk-based des- serts, milk-based beverages and other similar milk-based products	102,6	102,2	100,0	102,5	100,7	102,2
Cheese and curd	101,3	101,3	100,1	101,7	100,4	101,6
Eggs	95,3	95,2	98,9	95,2	100,1	91,5
Oils and fats	95,5	98,2	100,5	95,4	99,8	98,4
Vegetable fats	99,8	103,6	100,4	99,8	100,7	99,7
Animal fats	92,3	94,3	100,6	92,1	99,1	97,4
of which butter	91,2	93,3	100,6	91,1	98,7	97,1
Fruit	108,1	112,0	99,6	105,6	101,9	94,5
Vegetables	123,9	106,4	95,6	130,3	97,0	121,6
Sugar	123,4	120,6	99,9	125,5	102,6	115,0
Non-alcoholic beverages	101,7	101,9	100,2	101,5	101,0	101,3
of which:						
Coffee	100,5	100,9	99,8	100,6	100,5	100,7
Tea	100,9	101,2	100,0	100,3	100,4	100,3
Cocoa and powdered chocolate	103,9	104,7	100,9	103,6	101,7	103,2
Mineral or spring waters	103,0	103,1	100,5	102,9	101,6	102,5
Fruit and vegetable juices	102,7	102,4	99,8	102,0	100,7	101,6

SPECIFICATION	IX 2019			VII-IX 2019		I-IX 2019
	IX 2018= =100	XII 2018= =100	VIII 2019= =100	VII-IX 2018=100	IV-VI 2019=100	I-IX 2018=100
ALCOHOLIC BEVERAGES AND TOBACCO	101,0	101,3	100,0	101,2	100,3	101,3
Alcoholic beverages	101,2	101,4	99,9	101,5	100,3	101,8
Tobacco	100,7	101,3	100,1	100,3	100,2	100,1
CLOTHING AND FOOTWEAR	98,8	96,5	102,6	98,6	95,5	97,9
of which:						
Garments	98,4	96,3	103,0	98,2	95,2	97,7
Footwear	99,3	96,5	101,8	99,2	95,9	98,2
DWELLING	101,6	101,2	100,2	101,6	100,7	101,3
HOUSING, WATER, ELECTRICITY, GAS AND OTHER FUELS	102,0	101,4	100,3	101,9	100,8	101,4
of which:						
Actual rentals for housing	105,3	104,4	100,9	105,0	101,3	104,8
Water supply	102,4	102,3	100,1	102,4	101,4	102,0
Refuse collection	129,9	129,9	102,3	127,0	107,5	118,0
Sewage collection	104,2	103,8	100,2	104,2	101,4	103,5
Electricity, gas and other fuels	98,4	97,8	100,1	98,7	100,0	98,7
Electricity	94,2	94,2	100,0	94,2	100,0	93,8
Gas	101,1	99,6	100,0	102,4	99,8	103,6
Liquid and solid fuels	100,2	99,3	100,3	100,3	99,9	100,7
Heat energy	101,9	101,3	100,1	101,9	100,3	101,7
FURNISHINGS, HOUSEHOLD EQUIP- MENT AND ROUTINE HOUSEHOLD MAINTENANCE	100,5	100,5	99,8	100,6	100,1	100,8
of which:						
Furniture and furnishings	99,7	100,0	99,8	100,2	99,5	101,1
Household appliances	98,4	98,4	99,3	99,0	99,4	99,4
Cleaning and maintenance products	101,0	101,4	99,7	100,8	100,9	100,5
Domestic services and household services	105,4	104,6	100,7	105,2	101,1	104,9
HEALTH	103,9	103,1	100,7	103,7	101,2	103,2
of which:						
Pharmaceutical products	104,0	102,5	100,8	103,8	101,4	103,1
Therapeutic appliances and equip- ment	101,4	101,1	100,4	101,4	100,3	101,3
Medical services	106,2	105,2	100,9	105,8	101,1	105,0
Dental services	104,1	103,3	100,8	103,7	100,7	103,6
Hospital services	102,1	110,5	100,1	102,0	103,1	101,8
TRANSPORT	98,3	98,1	97,4	99,5	98,3	101,6
of which:						
Purchase of vehicles	96,6	99,3	100,4	96,5	99,2	96,1
of which motor cars	96,4	99,2	100,4	96,3	99,2	95,9
Fuels for personal transport equip- ment	97,3	98,6	98,1	99,2	97,5	103,3
Diesel	99,0	96,7	98,9	100,3	97,4	105,5
Petrol	98,0	102,3	97,7	100,2	98,2	102,7
Liquid petroleum gas and other fuels for personal transport equipment	86,1	82,6	98,1	88,8	92,1	100,0
Transport services	102,0	88,0	83,3	103,7	97,7	103,7

SPECIFICATION	IX 2019			VII-IX 2019		I-IX 2019
	IX 2018= =100	XII 2018= =100	VIII 2019= =100	VII-IX 2018=100	IV-VI 2019=100	I-IX 2018=100
COMMUNICATION	100,9	103,9	99,3	99,7	101,3	98,2
of which:						
Telephone and telefax equipment	89,3	95,3	97,6	89,9	98,8	89,7
Telephone and telefax services	101,3	104,2	99,4	100,0	101,4	98,5
RECREATION AND CULTURE	102,6	103,0	99,1	102,8	101,5	102,4
of which:						
Audio-visual, photographic and in- formation processing equipment	94,9	96,2	99,4	95,1	98,6	95,2
Recreational and cultural services	101,4	102,6	100,1	102,1	100,1	101,9
of which:						
Recreational and sporting services	103,5	102,9	102,0	103,2	99,6	103,2
Cultural services	100,6	102,5	99,4	101,7	100,3	101,5
of which television and radio licence fees, subscriptions	99,0	102,6	98,8	100,2	99,7	100,1
Books	105,3	104,2	106,0	102,7	102,9	101,3
Newspapers and periodicals	104,7	102,9	100,0	105,1	101,2	105,8
Stationery and drawing materials	103,4	102,5	100,2	103,6	101,1	103,2
Package holidays	106,5	108,8	95,6	106,7	106,4	105,2
Package domestic holidays	104,0	107,3	97,3	104,6	103,5	103,5
Package international holidays	108,3	110,0	94,4	108,3	108,6	106,4
EDUCATION	104,4	103,4	102,6	103,5	101,0	103,2
RESTAURANTS AND HOTELS	105,2	104,5	100,9	104,8	101,6	104,1
MISCELLANEOUS GOODS AND SERVICES	101,3	101,3	101,3	101,3	100,0	101,1
of which:						
Personal care	100,4	100,9	100,0	100,8	99,9	100,8
of which:						
Hairdressing salons and personal grooming establishments	105,7	104,7	100,5	105,6	101,0	104,9
Articles for personal hygiene and wellness, esoteric products and beauty products	99,5	100,2	99,9	99,9	99,7	100,1
Social protection	105,9	105,6	101,9	105,2	100,9	104,6
Insurance	103,3	102,6	105,9	102,6	100,3	101,9
Charges by banks and post offices	101,1	101,1	100,0	100,5	98,3	97,3

Prepared by:  
**Trade and Services Department**  
**Anna Bobel**  
Tel: +48 22 608 35 12  
**e-mail: [a.bobel@stat.gov.pl](mailto:a.bobel@stat.gov.pl)**

Issued by:  
**The Spokesperson for the President**  
**of Statistics Poland**  
**Karolina Banaszek**  
Tel: +48 22 608 34 75, +48 22 608 30 09  
**e-mail: [rzecznik@stat.gov.pl](mailto:rzecznik@stat.gov.pl)**

#### **Press Office**

Tel: +48 22 608 34 91, +48 22 608 38 04  
**e-mail: [obslugaprasowa@stat.gov.pl](mailto:obslugaprasowa@stat.gov.pl)**



[www.stat.gov.pl/en/](http://www.stat.gov.pl/en/)



[@StatPoland](https://twitter.com/StatPoland)



[@GlownyUrzadStatystyczny](https://www.facebook.com/GlownyUrzadStatystyczny)

#### **Related information**

[Communications and Announcements](#)

[News releases](#)

#### **Data available in databases**

[Knowledge Database Prices](#)

[Macroeconomic Data Bank](#)

[Local Data Bank](#)

[Price indices \(Topics: Prices, Trade\)](#)

[Prices \(Topics: Prices, Trade\)](#)

#### **Terms used in official statistics**

[Price index of consumer goods and services](#)

[Retail price](#)