

Consumer price indices in January 2021 (preliminary data^a)

15.02.2021

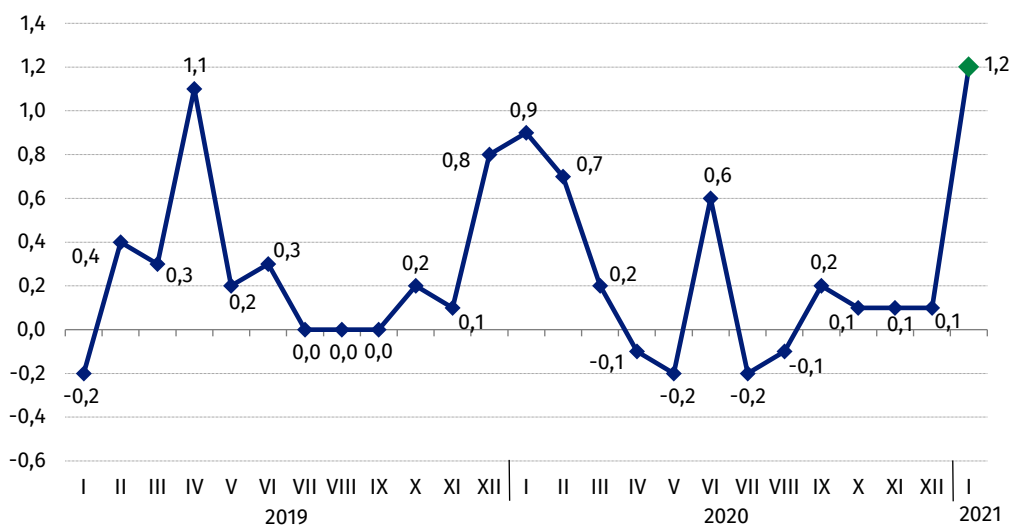

2.7%

 an increase compared with
the corresponding month
of the previous year

According to preliminary data, in January 2021 consumer prices increased by 2,7% compared with the corresponding month of the previous year. As related to the previous month consumer prices increased by 1,2%.

Table 1. Consumer price indices in January 2021

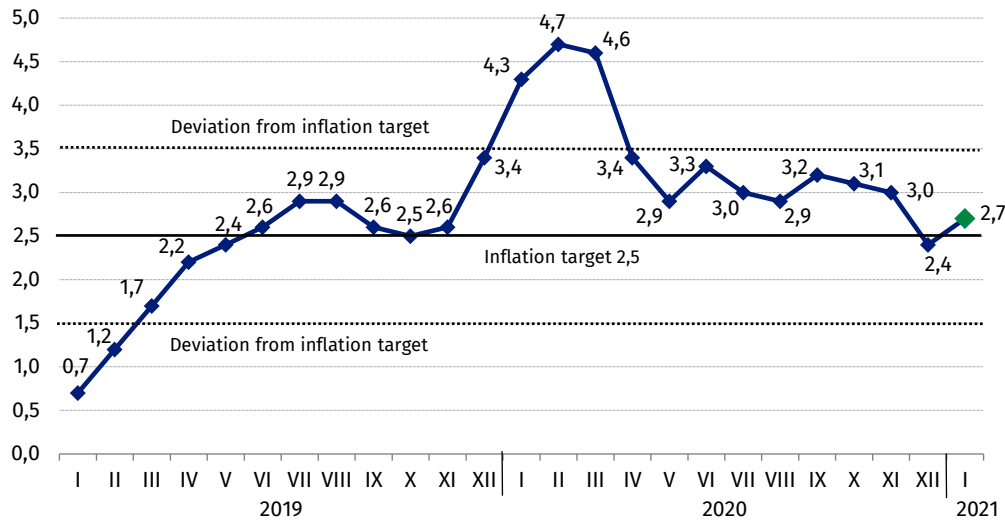
SPECIFICATION	I 2021	
	I 2020=100	XII 2020=100
TOTAL	102,7	101,2
Food, non-alcoholic and alcoholic beverages, tobacco	101,3	101,6
Dwelling	106,4	102,5
Transport	96,3	101,3

Chart 1. Consumer prices* (change in % compared with the previous period)


* Final data with the exception of the preliminary data for January 2021

^a Data is preliminary and is presented in a narrower scope. It is calculated based on the structure of households' expenditure (excluding own consumption) from 2019

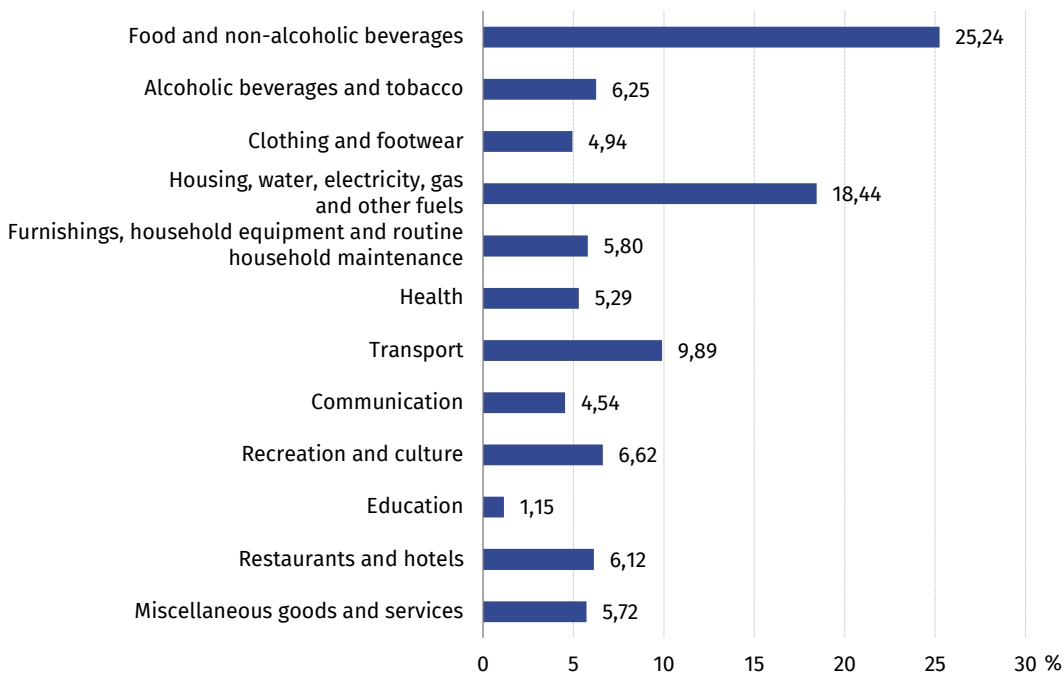
Chart 2. Consumer prices* (change in % compared with the corresponding period of the previous year)



According to preliminary data in January 2021 the consumer price index was above the inflation target determined by the Monetary Policy Council (2,5% +/- 1 pp)

* Final data with the exception of the preliminary data for January 2021

Chart 3. Weighting system used in the compilations of consumer price indices in 2020^b



Documents 'Guidance on the compilation of the HICP in the context of the COVID-19 crisis' and 'Guidance note on HICP issues emerging from the lifting of lockdown measures' were published by Eurostat under the following links https://ec.europa.eu/eurostat/documents/10186/10693286/HICP_guidance.pdf, https://ec.europa.eu/eurostat/documents/10186/10693286/HICP_lifting_lockdown_measures_guidance.pdf

The guidelines recommended by Eurostat concerning consumer price indices are also presented in Polish under the link <https://stat.gov.pl/obszary-tematyczne/ceny-handel/wskazniki-cen/wytyczne-dotyczace-opracowania-hicp-w-kontekscie-kryzysu-zwiazanego-z-covid-19,19,1.html>

In case of quoting Statistics Poland data, please provide information: "Source of data: Statistics Poland", and in case of publishing calculations made on data published by Statistics Poland, please include the following disclaimer: "Own study based on figures from Statistics Poland".

^b Structure of households' expenditure (excluding own consumption) from 2019

Prepared by:
Trade and Services Department
Director Ewa Adach-Stankiewicz
Office: tel. (+48 22) 608 31 24

Issued by:
The Spokesperson for the President
of Statistics Poland
Karolina Banaszek
Mobile: (+48) 695 255 011

Press Office

Office: tel. (+48 22) 608 34 91, 608 38 04

e-mail: obslugaprasowa@stat.gov.pl



www.stat.gov.pl/en/



[@StatPoland](https://twitter.com/StatPoland)



[@GlownyUrzadStatystyczny](https://www.facebook.com/GlownyUrzadStatystyczny)

Related information

[Communications and Announcements](#)

[News releases](#)

Data available in databases

[Knowledge Database Prices](#)

[Macroeconomic Data Bank](#)

[Local Data Bank](#)

[Price indices \(Topics: Prices, Trade\)](#)

[Prices \(Topics: Prices, Trade\)](#)

Terms used in official statistics

[Price index of consumer goods and services](#)

[Retail price](#)