

Producer price indices for business services in the fourth quarter of 2024

05.03.2025


100.6

Increase in producer prices for business services compared to the third quarter of 2024

In the fourth quarter of 2024, the producer prices for business services increased compared to the previous quarter by 0.6% and compared to the fourth quarter of 2023 - by 4.7%.

Table 1. Producer price indices for business services

SPECIFICATION	4 quarter 2024		1-4 quarter 2024
	3 quarter 2024=100	4 quarter 2023=100	1-4 quarter 2023=100
Total	100.6	104.7	105.0
Publishing activities	102.1	105.6	105.4
Motion picture, video and television programme production, sound recording and music publishing activities	101.6	105.0	104.2
Programming and broadcasting activities	100.4	104.8	106.2
Computer programming, consultancy and related activities	100.9	103.2	102.2
Information service activities	100.3	103.6	104.2
Real estate activities	100.3	106.7	107.4
Legal and accounting activities	100.8	104.4	104.5
Management consultancy activities	100.4	103.3	101.8
Architectural and engineering activities; technical testing and analysis	100.3	102.4	104.0
Advertising and market research	101.0	106.5	107.2

SPECIFICATION	4 quarter 2024		1-4 quarter 2024
	3 quarter 2024=100	4 quarter 2023=100	1-4 quarter 2023=100
Other professional, scientific and technical activities	101.6	105.3	106.8
Rental and leasing activities	100.0	99.5	100.9
Employment activities	100.5	106.0	107.3
Travel agency, tour operator and other reservation service and related activities	97.1	102.2	104.9
Security and investigation activities	100.4	112.5	113.5
Services to buildings and landscape activities	100.5	108.4	108.7
Office administrative, office support and other business support activities	101.1	104.4	105.0

In the fourth quarter of 2024, the highest increase of prices compared to the previous quarter was recorded in publishing activities (by 2.1%). Subsequently, the service prices in motion picture, video and television programme production, sound recording and music publishing activities and other professional, scientific and technical activities rose the most (by 1.6% each). The lowest growths in prices concerned services in information service activities, real estate activities and architectural and engineering activities; technical testing and analysis (by 0.3% each). However, the prices in rental and leasing activities remained at the level of previous quarter.

Price decrease compared to the previous quarter was recorded in travel agency, tour operator and other reservation service and related activities (by 2.9%).

Compared to the fourth quarter of 2023, the highest increase of prices occurred in security and investigation activities (by 12.5%). Significant price increases were also noticed in services to buildings and landscape activities (by 8.4%), real estate activities (by 6.7%) and advertising and market research (by 6.5%).

The lowest increase of prices compared to the fourth quarter of 2023 was recorded in the case of travel agency, tour operator and other reservation service and related activities (by 2.2%) and architectural and engineering activities; technical testing and analysis (by 2.4%).

Whereas, price decrease compared to the fourth quarter of 2023 occurred in rental and leasing activities (by 0.5%).

In the fourth quarter of 2024, the highest increase of prices compared to the previous quarter was recorded in publishing activities

Chart 1. Producer price changes of business services in 2021-2024 (the previous quarter = 100)

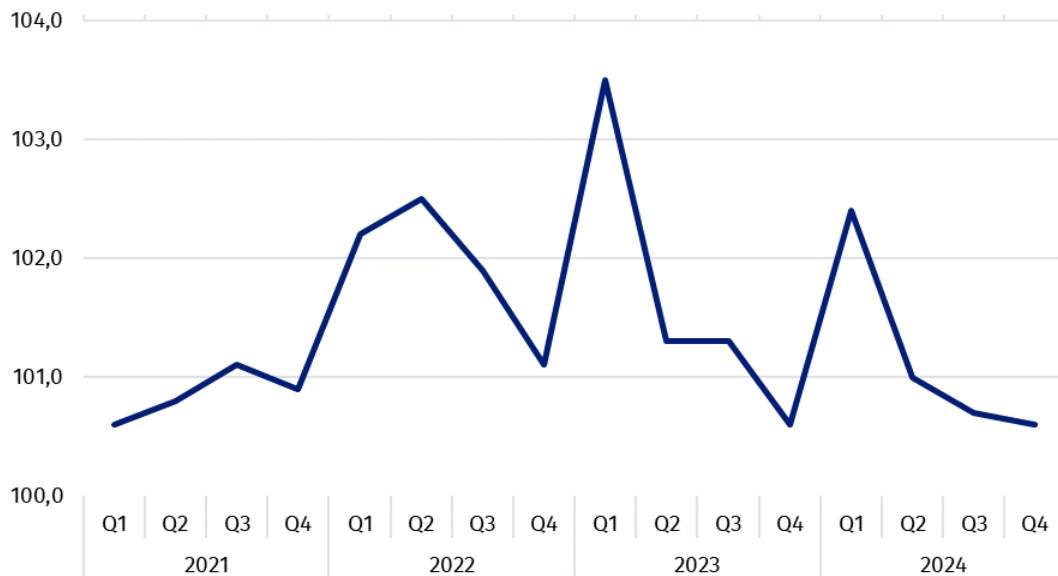
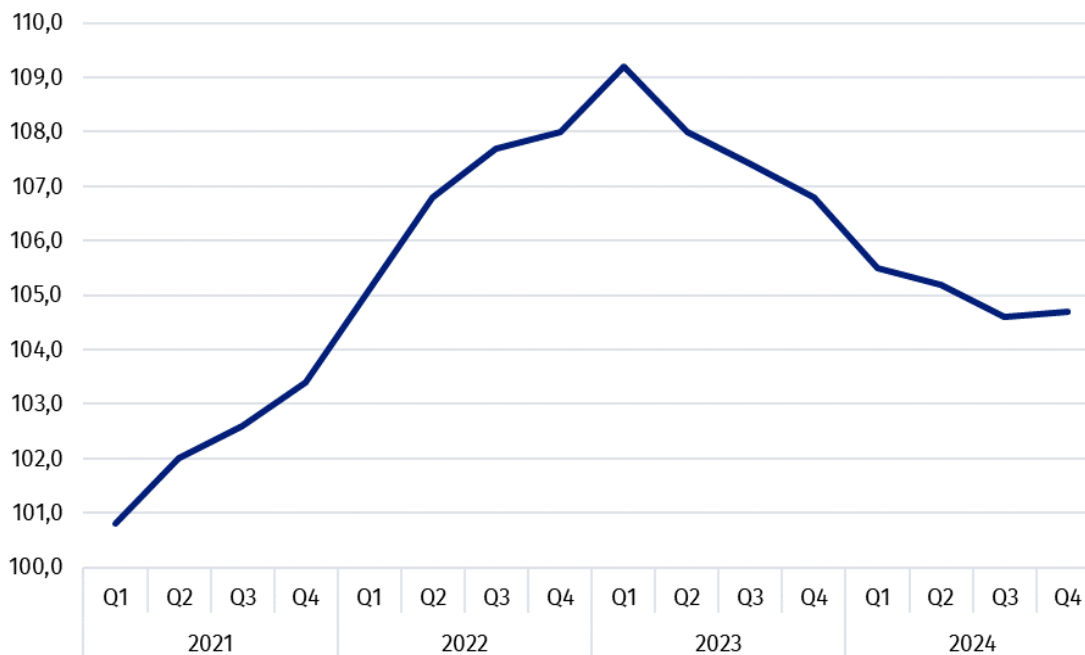








Chart 2. Producer price changes of business services in 2021-2024 (corresponding period of the previous year = 100)



In case of quoting Statistics Poland data, please provide information: “Source of data: Statistics Poland”, and in case of publishing calculations made on data published by Statistics Poland, please include the following disclaimer: “Own study based on figures from Statistics Poland”.

Prepared by:
Trade and Services Department
Director Ewa Adach-Stankiewicz
Phone: (+48 22) 608 31 24

Issued by:
Press Office
Mobile +48 695 255 032
Phone +48 22 608 38 04, +48 22 449 41 45,
+48 22 608 30 09
e-mail: obslugaprasowa@stat.gov.pl

-  www.stat.gov.pl/en/
-  [@StatPoland](https://twitter.com/StatPoland)
-  [@GlownyUrzadStatystyczny](https://www.facebook.com/GlownyUrzadStatystyczny)
-  [gus_stat](https://www.instagram.com/gus_stat)
-  [glownyurządstatystycznygus](https://www.youtube.com/glownyurządstatystycznygus)
-  [glownyurządstatystyczny](https://www.linkedin.com/company/glownyurządstatystyczny)

Related information

[News releases](#)

[Prices in the national economy](#)

Data available in databases

[Knowledge Databases](#)

[Prices indices \(Topics: Prices, Trade\)](#)

Terms used in official statistics

[Producer price indices for business services](#)