

Producer price indices for business services in the second quarter of 2024

04.09.2024


101.0

Increase in producer prices for business services compared to the first quarter of 2024

In the second quarter of 2024, the producer prices for business services increased compared to the previous quarter by 1.0%. Compared to the second quarter of 2023 they increased by 5.2%.

Table 1. Producer price indices for business services in the second quarter of 2024

SPECIFICATION	2 quarter 2024			1 half year 2024
	1 quarter 2024=100	4 quarter 2023=100	2 quarter 2023=100	1 half year 2023=100
Total	101.0	103.4	105.2	105.4
Publishing activities	100.7	103.1	104.6	105.8
Motion picture, video and television programme production, sound recording and music publishing activities	99.1	101.0	102.7	103.7
Programming and broadcasting activities	102.6	100.7	106.8	106.1
Computer programming, consultancy and related activities	100.7	101.6	101.8	101.8
Information service activities	100.0	102.5	104.0	104.5
Real estate activities	102.1	106.0	107.6	107.8
Legal and accounting activities	101.2	102.9	104.5	104.4
Management consultancy activities	100.7	101.7	102.1	101.1
Architectural and engineering activities; technical testing and analysis	100.3	101.6	104.6	105.4
Advertising and market research	100.1	103.7	107.0	107.5

SPECIFICATION	2 quarter 2024			1 half year 2024
	1 quarter 2024=100	4 quarter 2023=100	2 quarter 2023=100	1 half year 2023=100
Other professional, scientific and technical activities	100.9	102.6	107.1	108.2
Rental and leasing activities	100.9	100.5	101.9	101.8
Employment activities	100.8	105.1	108.1	108.4
Travel agency, tour operator and other reservation service and related activities	99.7	102.6	104.6	106.4
Security and investigation activities	100.7	111.1	114.0	114.5
Services to buildings and landscape activities	101.1	106.9	109.0	109.0
Office administrative, office support and other business support activities	100.8	103.1	106.1	106.0

In the second quarter of 2024, the highest increase of prices compared to the previous quarter was recorded in programming and broadcasting activities (by 2.6%) and real estate activities (by 2.1%). Subsequently, there was noticed the rise of service prices in legal and accounting activities (by 1.2%) and services to buildings and landscape activities (by 1.1%). The lowest growths in prices were noticed in advertising and market research services (by 0.1%) and architectural and engineering activities; technical testing services (by 0.3%). However, the prices in information service activities remained at the same level.

Price decrease compared to the previous quarter was recorded in the case of motion picture, video and television programme production, sound recording and music publishing activities (by 0.9%) and travel agency, tour operator and other reservation service and related activities (by 0.3%).

Compared to the second quarter of 2023, the highest increase of prices occurred in security and investigation activities (by 14.0%). High price increases were also recorded in the case of services to buildings and landscape activities (by 9.0%), employment activities (by 8.1%) as well as in real estate activities (by 7.6%).

Whereas, the lowest increase of prices compared to the second quarter of previous year was recorded in the case of computer programming, consultancy and related activities (by 1.8%), rental and leasing activities (by 1.9%) and management consultancy activities (by 2.1%).

In the second quarter of 2024, the highest increase of prices compared to the previous quarter was recorded in programming and broadcasting activities

Chart 1. Producer price changes of business services in 2021-2024 (the previous quarter = 100)

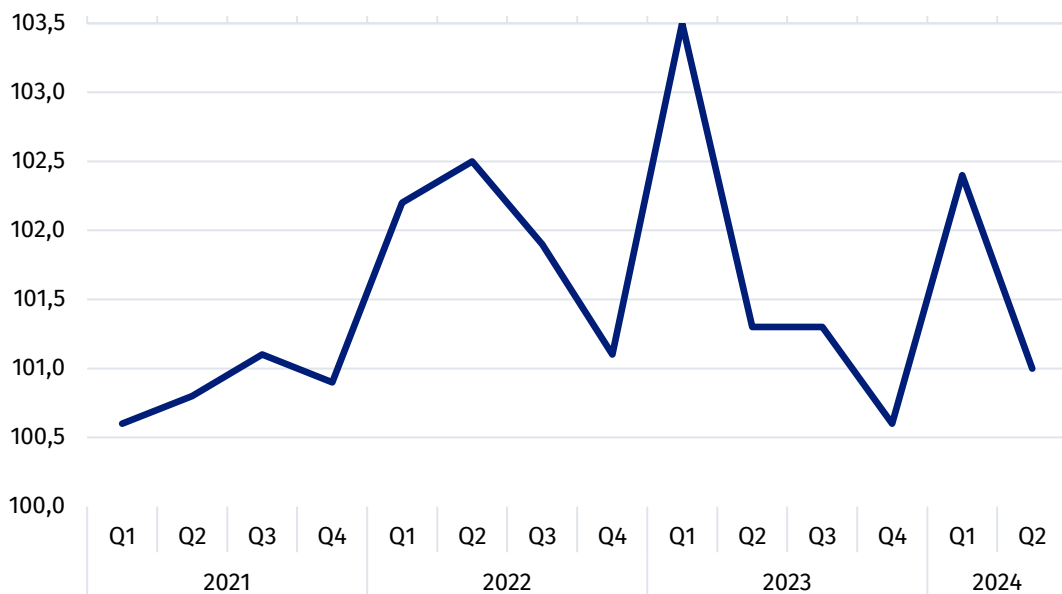
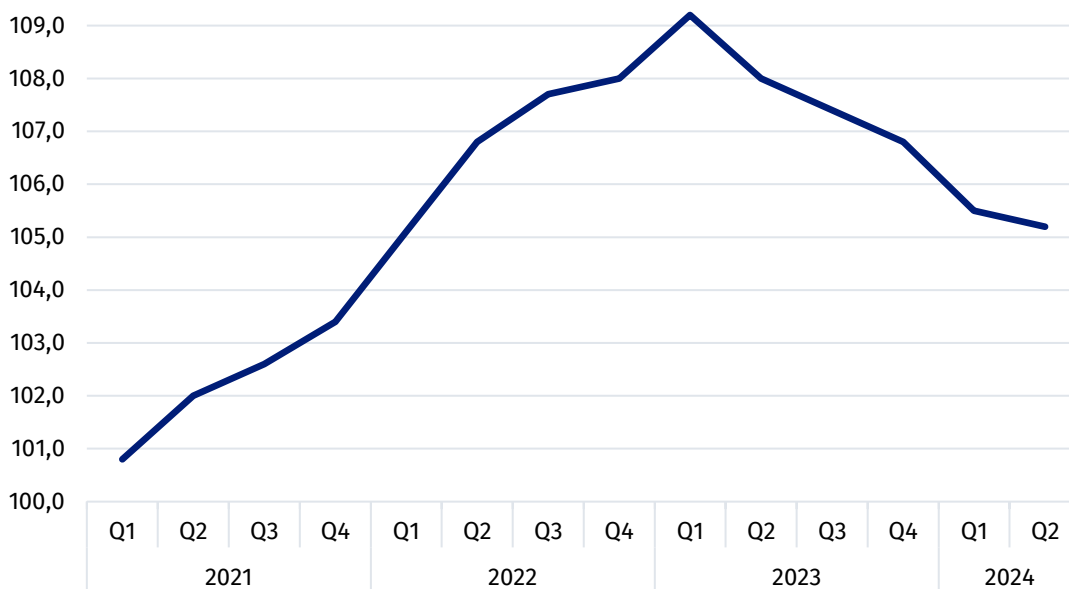








Chart 2. Producer price changes of business services in 2021-2024 (corresponding period of the previous year = 100)



In case of quoting Statistics Poland data, please provide information: “Source of data: Statistics Poland”, and in case of publishing calculations made on data published by Statistics Poland, please include the following disclaimer: “Own study based on figures from Statistics Poland”.

Prepared by:
Trade and Services Department
Director Ewa Adach-Stankiewicz
Phone: (+48 22) 608 31 24

Issued by:
Press Office
Mobile +48 695 255 032
Phone +48 22 608 38 04, +48 22 449 41 45,
+48 22 608 30 09
e-mail: obslugaprasowa@stat.gov.pl

-  www.stat.gov.pl/en/
-  [@StatPoland](https://twitter.com/StatPoland)
-  [@GlownyUrzadStatystyczny](https://www.facebook.com/GlownyUrzadStatystyczny)
-  [gus_stat](https://www.instagram.com/gus_stat)
-  [glownyurządstatystycznygus](https://www.youtube.com/glownyurządstatystycznygus)
-  [glownyurządstatystyczny](https://www.linkedin.com/company/glownyurządstatystyczny)

Related information

[News releases](#)

[Prices in the national economy](#)

Data available in databases

[Knowledge Databases](#)

[Prices indices \(Topics: Prices, Trade\)](#)

Terms used in official statistics

[Producer price indices for business services](#)