

# Producer price indices for business services in the first quarter of 2024

05.06.2024


**102.4**

Increase in producer prices for business services compared to the fourth quarter of 2023

In the first quarter of 2024, the producer prices for business services increased compared to the previous quarter by 2.4%. Compared to the first quarter of 2023 they increased by 5.5%.

**Table 1. Producer price indices for business services in the first quarter of 2024**

SPECIFICATION	1 quarter 2024	
	4 quarter 2023=100	1 quarter 2023=100
<b>TOTAL</b>	102.4	105.5
Publishing activities	102.4	107.1
Motion picture, video and television programme production, sound recording and music publishing activities	101.9	104.7
Programming and broadcasting activities	98.1	105.3
Computer programming, consultancy and related activities	100.9	101.6
Information service activities	102.5	105.2
Real estate activities	103.8	108.0
Legal and accounting activities	101.7	104.3
Management consultancy activities	101.0	100.2
Architectural and engineering activities; technical testing and analysis	101.3	106.2
Advertising and market research	103.6	107.7
Other professional, scientific and technical activities	101.7	109.2
Rental and leasing activities	99.6	101.7

SPECIFICATION	1 quarter 2024	
	4 quarter 2023=100	1 quarter 2023=100
Employment activities	104.2	108.6
Travel agency, tour operator reservation service and related activities	102.9	108.5
Security and investigation activities	110.4	115.1
Services to buildings and landscape activities	105.7	108.9
Office administrative, office support and other business support activities	102.3	105.9

In the first quarter of 2024 the highest increase of prices compared to the previous quarter, was recorded in security and investigation activities, that is, by 10.4%. Subsequently, there was noticed the rise of service prices in services to buildings and landscape activities (by 5.7% ) and employment activities (by 4.2%). Whereas, price growths over 3% were recorded in real estate activities (by 3.8%) and advertising and market research services (by 3.6%). The lowest growths in prices were noticed in computer programming, consultancy and related activities (by 0.9%) and in management consultancy activities (by 1.0%).

Price decrease compared to the previous quarter was recorded in the case of programming and broadcasting activities (by 1.9%) and rental and leasing activities (by 0.4%).

Compared to the first quarter of 2023, the highest increase of prices occurred also in security and investigation activities (by 15.1%). High price increases were recorded also in other professional, scientific and technical activities (by 9.2%), services to buildings and landscape activities (by 8.9%), employment activities (by 8.6%), travel agency, tour operator reservation service and related activities (by 8.5%), as well as in real estate activities (by 8.0%).

Whereas, the lowest increase of prices compared to the first quarter of previous year was recorded in the case of management consultancy activities (by 0.2%), computer programming, consultancy and related activities (by 1.6%) and rental and leasing activities (by 1.7%).

In the 1st quarter of 2024, the highest increase of prices compared to the previous quarter, was recorded in security and investigation activities

**Chart 1. Producer price changes of business services in 2021-2024 (the previous quarter = 100)**









**Chart 2. Producer price changes of business services in 2021-2024 (corresponding period of the previous year = 100)**



In case of quoting Statistics Poland data, please provide information: “Source of data: Statistics Poland”, and in case of publishing calculations made on data published by Statistics Poland, please include the following disclaimer: “Own study based on figures from Statistics Poland”.

Prepared by:  
**Trade and Services Department**  
**Director Ewa Adach-Stankiewicz**  
Phone: (+48 22) 608 31 24

Issued by:  
**Press Office**  
Mobile +48 695 255 032  
Phone +48 22 608 38 04, +48 22 449 41 45,  
+48 22 608 30 09  
**e-mail: [obslugaprasowa@stat.gov.pl](mailto:obslugaprasowa@stat.gov.pl)**

-  [www.stat.gov.pl/en/](http://www.stat.gov.pl/en/)
-  [@StatPoland](https://twitter.com/StatPoland)
-  [@GlownyUrzadStatystyczny](https://www.facebook.com/GlownyUrzadStatystyczny)
-  [gus\\_stat](https://www.instagram.com/gus_stat)
-  [glownyurządstatystycznygus](https://www.youtube.com/glownyurządstatystycznygus)
-  [glownyurządstatystyczny](https://www.linkedin.com/company/glownyurządstatystyczny)

#### **Related information**

[News releases](#)

[Prices in the national economy](#)

#### **Data available in databases**

[Knowledge Databases](#)

[Prices indices \(Topics: Prices, Trade\)](#)

#### **Terms used in official statistics**

[Producer price indices for business services](#)