

Producer price indices for business services in the third quarter of 2023

11.12.2023


101.3

Increase in producer prices for business services compared to the second quarter of 2023

In the third quarter of 2023, the producer prices for business services increased compared to the previous quarter by 1.3% and compared to the third quarter of 2022 by 7.4%.

Table 1. Producer price indices for business services in the third quarter of 2023

SPECIFICATION	3 quarter 2023			1-3 quarter 2023
	2 quarter 2023=100	4 quarter 2022=100	3 quarter 2022=100	1-3 quarter 2022=100
TOTAL	101.3	106.3	107.4	108.3
Publishing activities	100.6	105.3	108.0	110.2
Motion picture, video and television programme production, sound recording and music publishing activities	99.7	102.0	103.8	106.2
Programming and broadcasting activities	102.7	98.4	101.2	101.7
Computer programming, consultancy and related activities	100.3	103.9	104.5	105.6
Information service activities	101.0	104.2	106.6	108.5
Real estate activities	101.1	108.0	108.4	108.4
Legal and accounting activities; management consultancy activities	101.1	105.3	106.7	108.2
Architectural and engineering activities; technical testing and analysis	102.0	107.9	108.2	107.7
of which architectural and engineering activities	102.3	107.9	108.3	107.7
Advertising and market research	101.5	104.6	105.9	105.7
Other professional, scientific and technical activities	102.3	112.8	113.5	112.7
Rental and leasing activities	100.7	101.5	102.4	103.9

SPECIFICATION	3 quarter 2023			1-3 quarter 2023
	2 quarter 2023=100	4 quarter 2022=100	3 quarter 2022=100	1-3 quarter 2022=100
Employment activities	102.1	107.7	109.8	110.1
Travel agency, tour operator reservation service and related activities	102.5	111.6	114.7	121.2
Security and investigation activities	101.8	113.3	113.5	112.8
Services to buildings and landscape activities	101.6	108.1	108.7	108.7
Office administrative, office support and other business support activities	102.8	107.5	108.1	108.9

In the third quarter of 2023, an increase in prices compared to the previous quarter was recorded in most of the surveyed kinds of business services. The highest increase occurred in office administrative, office support and other business support activities, i.e. by 2.8% (i.a. an increase in the prices of office administrative services, services of call centres and services related to organisation of conventions and trade shows). Subsequently, an increase in the prices of services in programming and broadcasting activities (by 2.7%), travel agency, tour operator reservation service and related activities (by 2.5%). Significantly rose also the prices in other professional, scientific and technical activities (by 2.3%) and in architectural and engineering activities; technical testing and analysis (by 2.0%) of which architectural and engineering activities (by 2.3%). The lowest increase occurred in computer programming, consultancy and related activities (by 0.3%), publishing activities (by 0.6%), as well as rental and leasing activities (by 0.7%). Whereas, the decrease in prices compared to the second quarter of 2023 was recorded in motion picture, video and television programme production, sound recording and music publishing activities (by 0.3%).

Compared to the third quarter of 2022, the highest increase of prices occurred in travel agency, tour operator reservation service and related activities (by 14.7%). Subsequently, the increase in prices was noticed in other professional, scientific and technical activities as well as in security and investigation activities (by 13.5%).

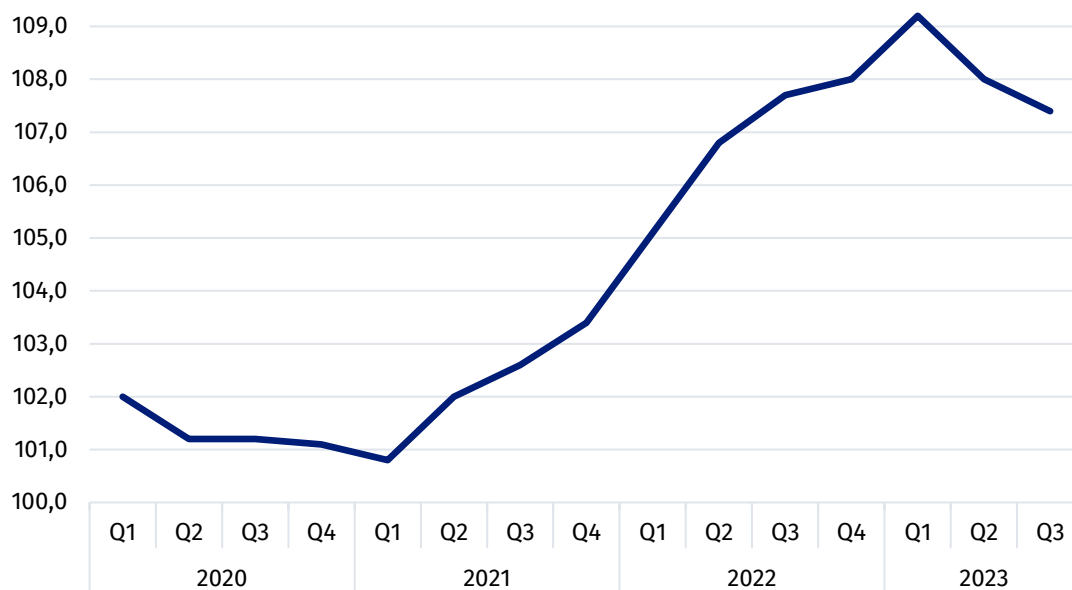
Whereas, the lowest increase of prices compared to the third quarter of previous year was recorded in the case of programming and broadcasting activities (by 1.2%).

In the third quarter of 2023 the highest increase of prices compared to the previous quarter occurred in office administrative, office support and other business support activities, i.e. by 2.8%.

Chart 1. Producer price changes of business services in 2020-2023 (the previous quarter = 100)



Chart 2. Producer price changes of business services in 2020-2023 (corresponding period of the previous year = 100)



In case of quoting Statistics Poland data, please provide information: "Source of data: Statistics Poland", and in case of publishing calculations made on data published by Statistics Poland, please include the following disclaimer: "Own study based on figures from Statistics Poland".






Prepared by:
Trade and Services Department
Director Ewa Adach-Stankiewicz
Phone: (+48 22) 608 31 24

Issued by:
**The Spokesperson for the President
of Statistics Poland**
Karolina Banaszek
Phone: (+48) 695 255 011

Press Office

Phone: (+48 22) 608 38 04

e-mail: obslugaprasowa@stat.gov.pl

-  www.stat.gov.pl/en/
-  [@StatPoland](https://twitter.com/StatPoland)
-  [@GlownyUrzadStatystyczny](https://www.facebook.com/GlownyUrzadStatystyczny)
-  [gus_stat](https://www.instagram.com/gus_stat)
-  [glownyurządstatystycznygus](https://www.youtube.com/glownyurządstatystycznygus)
-  [glownyurządstatystyczny](https://www.linkedin.com/company/glownyurządstatystyczny)

Related information

[News releases](#)

[Prices in the national economy](#)

Data available in databases

[Analytical Platform - Knowledge Databases](#)

[Prices indices \(Topics: Prices, Trade\)](#)

Terms used in official statistics

[Producer price indices for business services](#)