

Price indices of residential premises in the fourth quarter of 2024

03.04.2025

 **10.4%**

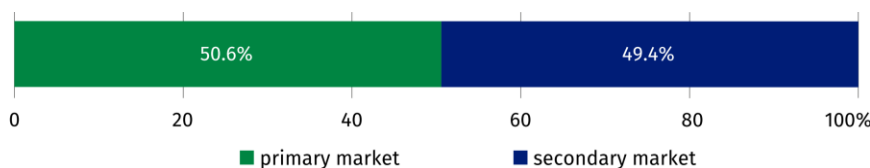
Increase in prices of residential premises compared to the 4rd quarter of 2023

In the fourth quarter of 2024 prices of residential premises in Poland compared to the third quarter of 2024, increased by 1.2%. On the primary market the increase was 1.1%, while on the secondary market it was 1.3%. Compared to the corresponding quarter of 2023, prices of residential premises increased by 10.4% (of which on the primary market – by 11.0% and on the secondary market – by 9.8%).

Table 1. Price indices of residential premises in the fourth quarter of 2024

Specification	Q4 2024		
	Q3 2024=100	Q4 2023=100	2015=100
Total	101.2	110.4	211.6
Primary market	101.1	111.0	200.4
Secondary market	101.3	109.8	220.1

Chart 1. Weighting system used in the compilations of price indices of residential premises in 2024



For compiling price indices of residential premises in 2024, the primary market is assigned a weight of 50.6% and the secondary market 49.4%

Chart 2. Changes in prices of residential premises compared to the previous quarter

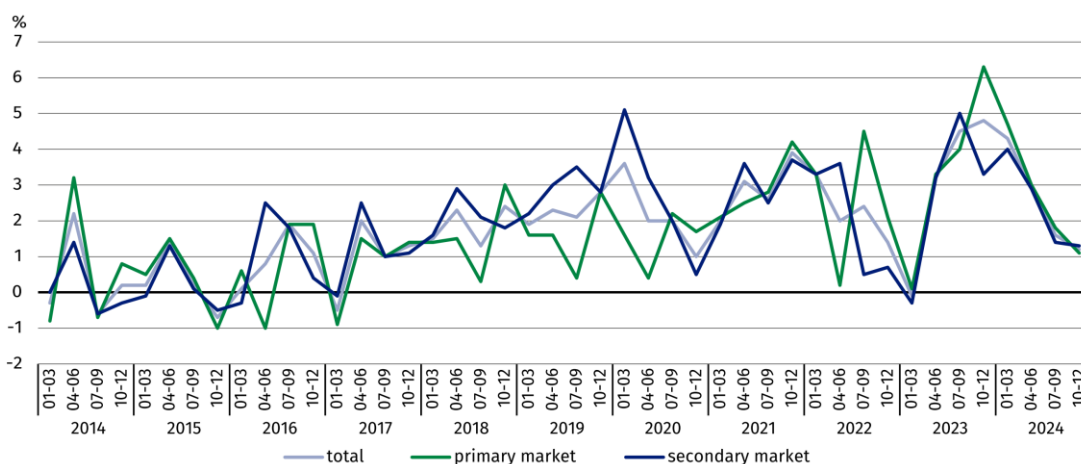


Chart 3. Changes in prices of residential premises compared to the corresponding quarter of the previous year

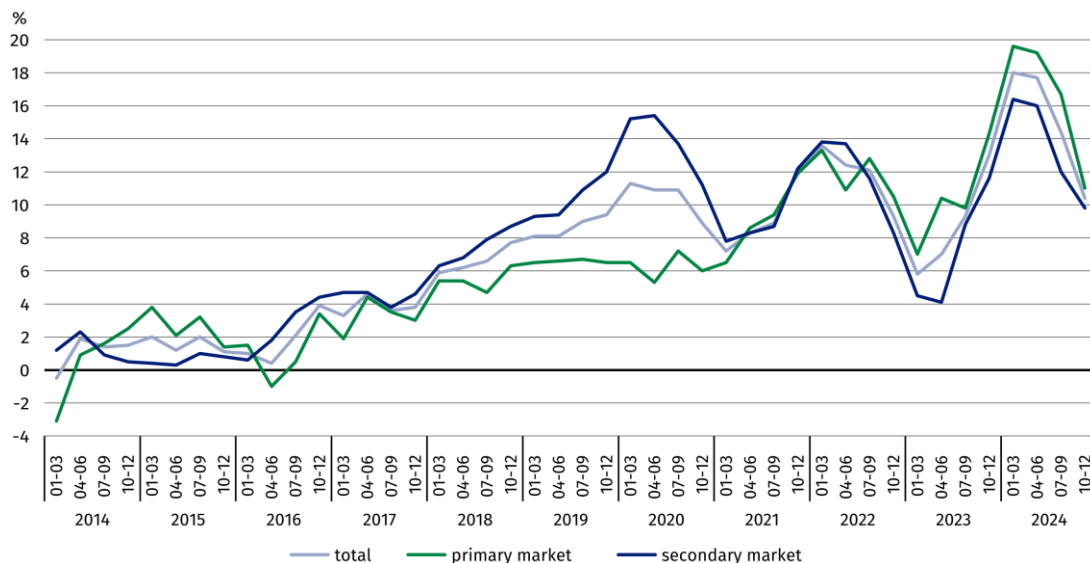
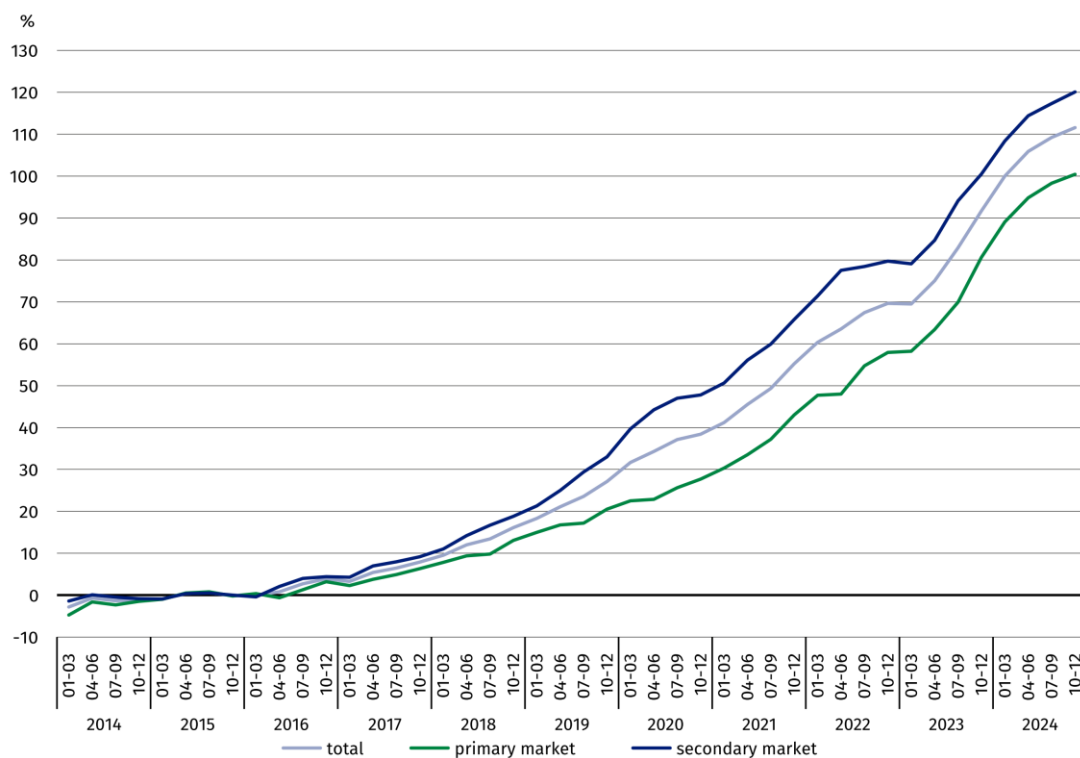


Chart 4. Changes in prices of residential premises compared to 2015



In the fourth quarter of 2024 prices of residential premises were by 111.6% higher compared to the average price for 2015 (of which on the primary market – by 100.4% and on the secondary market – by 120.1%)

Table 2. Price indices of residential premises by voivodships in the fourth quarter of 2024

Specification	Q4 2024	
	Q3 2024=100	Q4 2023=100
Poland	101.2	110.4
Dolnośląskie	102.2	111.7
Kujawsko-Pomorskie	99.9	108.6
Lubelskie	102.5	108.3
Lubuskie	100.5	111.1
Łódzkie	100.8	109.9
Małopolskie	100.2	110.2
Mazowieckie	100.4	110.1
Opolskie	101.8	110.4
Podkarpackie	98.2	107.2
Podlaskie	101.4	114.0
Pomorskie	102.1	110.3
Śląskie	101.7	113.5
Świętokrzyskie	101.1	112.2
Warmińsko-Mazurskie	101.0	105.5
Wielkopolskie	102.5	111.0
Zachodniopomorskie	101.0	107.6

In the fourth quarter of 2024, the highest increase in prices of residential premises, compared to the previous quarter, was recorded in both the Lubelskie Voivodship and Wielkopolskie Voivodship (by 2.5%), while the highest price decrease was observed in the Podkarpackie Voivodship (by 1.8%)

In case of quoting Statistics Poland data, please provide information: "Source of data: Statistics Poland", and in case of publishing calculations made on data published by Statistics Poland, please include the following disclaimer: "Own study based on figures from Statistics Poland".

Prepared by:

Statistical Office in Szczecin

Deputy Director Katarzyna Dmitrowicz-Życka

Phone: 91 459 77 00

Issued by:

Press Office

Mobile: (+48) 695 255 032

Phone: (+48 22) 608 38 04, (+48 22) 449 41 45,
(+48 22) 608 30 09

e-mail: obslugaprasowa@stat.gov.pl



www.stat.gov.pl/en/



[@StatPoland](https://twitter.com/StatPoland)



[@GlownyUrzadStatystyczny](https://www.facebook.com/GlownyUrzadStatystyczny)



[gus_stat](https://www.instagram.com/gus_stat)



[glownyurządstatystycznygus](https://www.youtube.com/glownyurządstatystyczny)



[glownyurządstatystyczny](https://www.linkedin.com/company/glownyurządstatystyczny)

Related information

[Price indices of residential premises by voivodships](#)

[Price of one square meter of usable floor space of a residential building in the fourth quarter of 2024](#)

[Real estate sales in 2023](#)

Data available in databases

[Knowledge Databases \(DBW\) – Economy – Prices – Real estate prices](#)

[Local Data Bank – Real estate market](#)

Terms used in official statistics

[Real estate turnover](#)

[Real Estate Price Register](#)

[Premises](#)

[Price indices of residential premises](#)