

Price indices of residential premises in the first quarter of 2024

04.07.2024

 **18.0%**

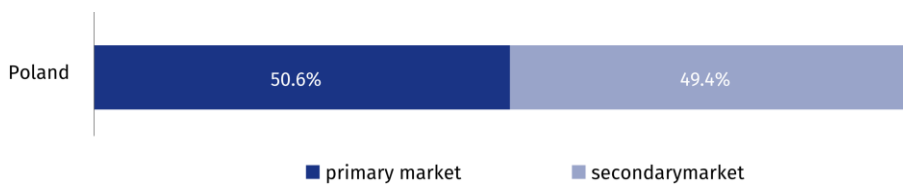
Increase in prices of residential premises compared to the 1st quarter of 2023

In the first quarter of 2024 prices of residential premises in Poland, compared to the fourth quarter of 2023, increased by 4.3%. On the primary market the increase amounted 4.7% and on the secondary market 4.0%. Compared to the corresponding quarter of 2023, prices of residential premises increased by 18.0% (of which on the primary market – by 19.6% and on the secondary market – by 16.4%).

Table 1. Price indices of residential premises in the first quarter of 2024

Specification	Q1 2024		
	Q4 2023=100	Q1 2023=100	2015=100
Total	104.3	118.0	200.0
Primary market	104.7	119.6	189.1
Secondary market	104.0	116.4	208.4

Chart 1. Weighting system used in the compilations of price indices of residential premises in 2024



For compiling price indices of residential premises in 2024, the primary market is assigned a weight of 50.6% and the secondary market 49.4%

Chart 2. Quarterly changes in prices of residential premises compared to the previous quarter

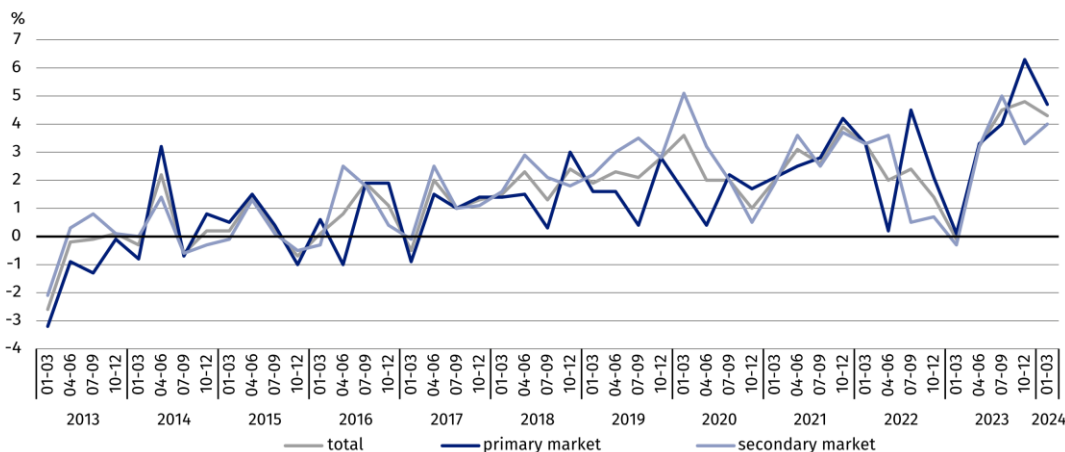


Chart 3. Quarterly changes in prices of residential premises compared to the corresponding quarter of the previous year

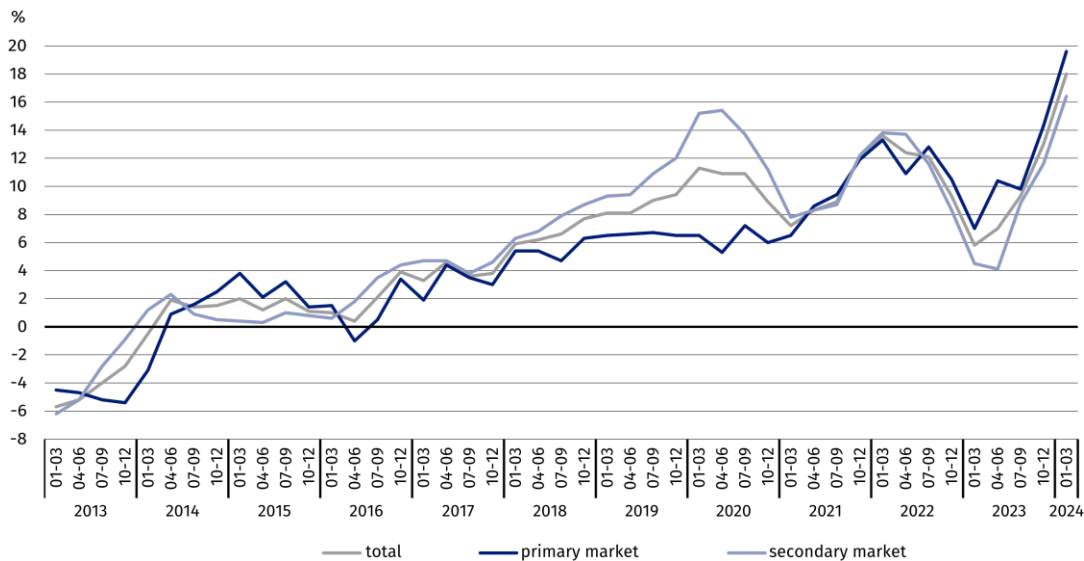
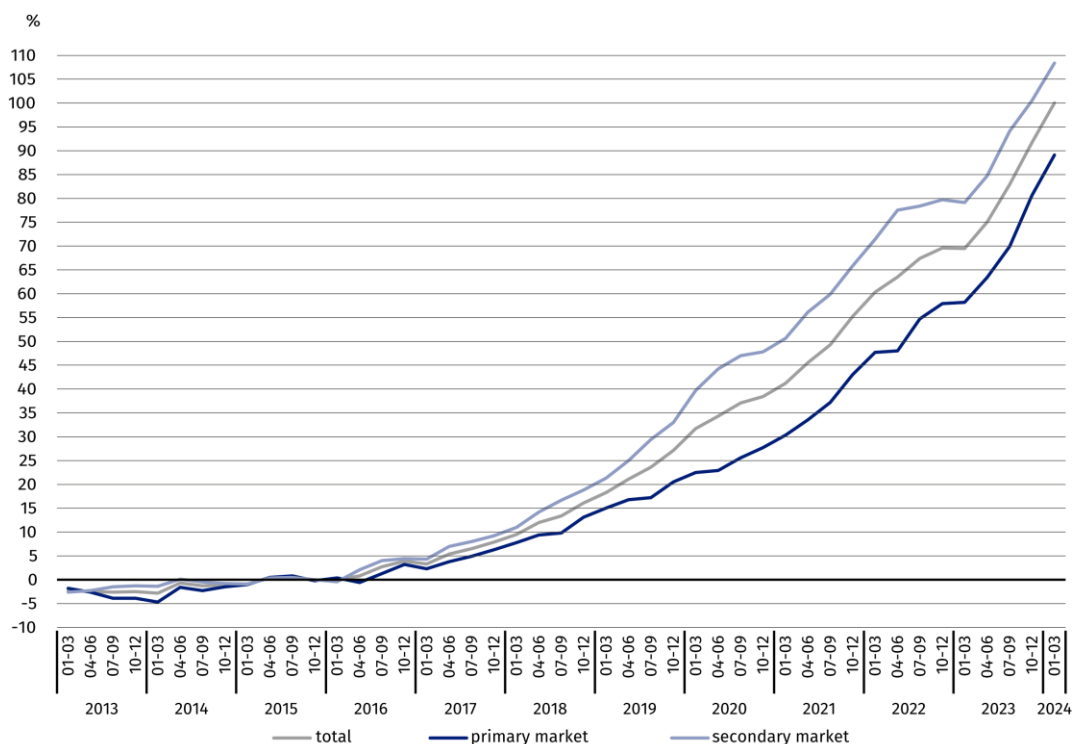


Chart 4. Quarterly changes in prices of residential premises compared to 2015



In the first quarter of 2024 prices of residential premises were by 100.0% higher compared to the average price for 2015 (of which on the primary market – by 89.1% and on the secondary market – by 108.4%)

Table 2. Price indices of residential premises by voivodships in the first quarter of 2024

Specification	Q1 2024	
	Q4 2023=100	Q1 2023=100
Poland	104.3	118.0
Dolnośląskie	103.3	121.5
Kujawsko-Pomorskie	101.1	111.1
Lubelskie	100.7	111.9
Lubuskie	106.5	120.6
łódzkie	105.6	116.6
Małopolskie	106.7	124.5
Mazowieckie	105.4	120.0
Opolskie	105.0	120.1
Podkarpackie	103.8	119.3
Podlaskie	102.0	110.8
Pomorskie	102.9	112.8
Śląskie	104.0	119.1
Świętokrzyskie	105.6	115.3
Warmińsko-Mazurskie	104.1	122.8
Wielkopolskie	103.3	116.5
Zachodniopomorskie	105.6	107.1

In the first quarter of 2024, the highest increase in prices of residential premises, compared to the previous quarter, was recorded in the Małopolskie Voivodship (by 6.7%), while the smallest price increase was observed in the Lubelskie Voivodship (by 0.7%)

In case of quoting Statistics Poland data, please provide information: "Source of data: Statistics Poland", and in case of publishing calculations made on data published by Statistics Poland, please include the following disclaimer: "Own study based on figures from Statistics Poland".

Prepared by:
Statistical Office in Szczecin

Deputy Director Katarzyna Dmitrowicz-Życka
Phone: 91 459 77 00

Issued by:
Press Office

Mobile: (+48) 695 255 032


Phone: (+48 22) 608 38 04, (+48 22) 449 41 45,
(+48 22) 608 30 09


e-mail: obslugaprasowa@stat.gov.pl


 www.stat.gov.pl/en/

 @StatPoland

 @GlownyUrzadStatystyczny

 gus_stat

 glownyurządstatystycznygus

 glownyurządstatystyczny

Related information

[Price indices of residential premises by voivodships](#)

[Price of one square meter of usable floor space of a residential building](#)

[Real estate sales in 2022](#)

Data available in databases

[Knowledge Databases \(DBW\) Prices](#)

[Local Data Bank – Real Estate Market](#)

Terms used in official statistics

[Real estate turnover](#)

[Real Estate Price Register](#)

[Premises](#)

[Price indices of residential premises](#)