

Price indices of residential premises in the third quarter of 2023

04.01.2024

 **9.3%**

Increase in prices of residential premises compared to the 3rd quarter of 2022

Prices of residential premises in the third quarter of 2023, compared to the second quarter of 2023, increased by 4.5% with the price increase on the primary market (by 4.0%) and secondary market (by 5.0%). Compared to the corresponding quarter of 2022, prices of residential premises increased by 9.3% (of which on the primary market - by 9.8% and on the secondary market - by 8.8%).

Table 1. Price indices of residential premises in the third quarter of 2023

Specification	Q3 2023		
	Q2 2023=100	Q3 2022=100	2015=100
Total	104.5	109.3	182.9
Primary market	104.0	109.8	169.9
Secondary market	105.0	108.8	194.1

Chart 1. Weighting system used in the compilations of price indices of residential premises in 2023



For compiling price indices of residential premises in 2023, the primary market is assigned a weight of 51.8% and the secondary market – 48.2%

Chart 2. Quarterly changes in prices of residential premises compared to the previous quarter

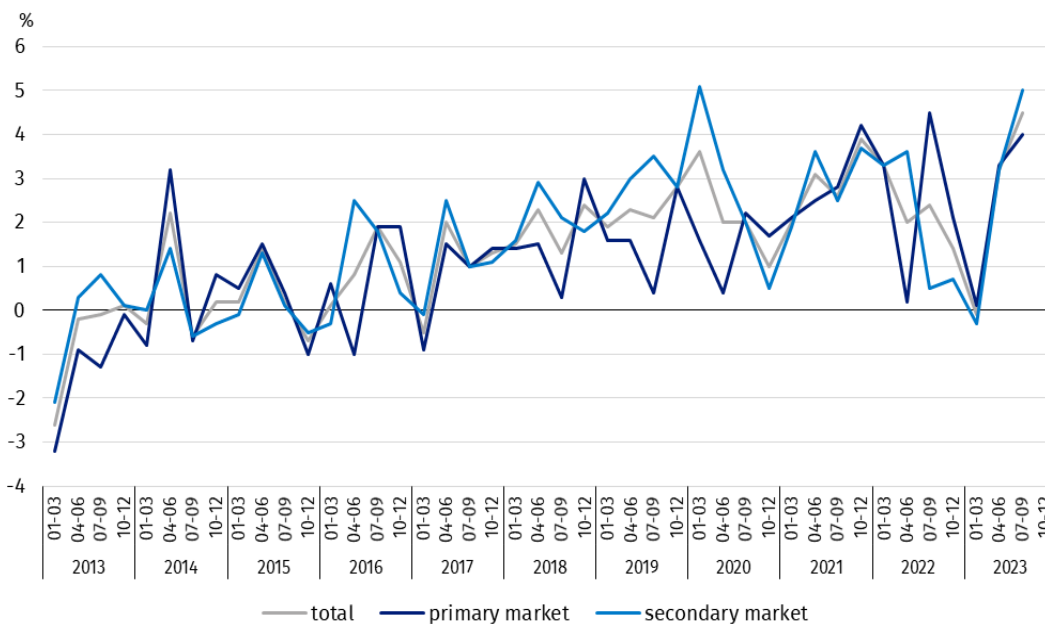


Chart 3. Quarterly changes in prices of residential premises compared to the corresponding quarter of the previous year

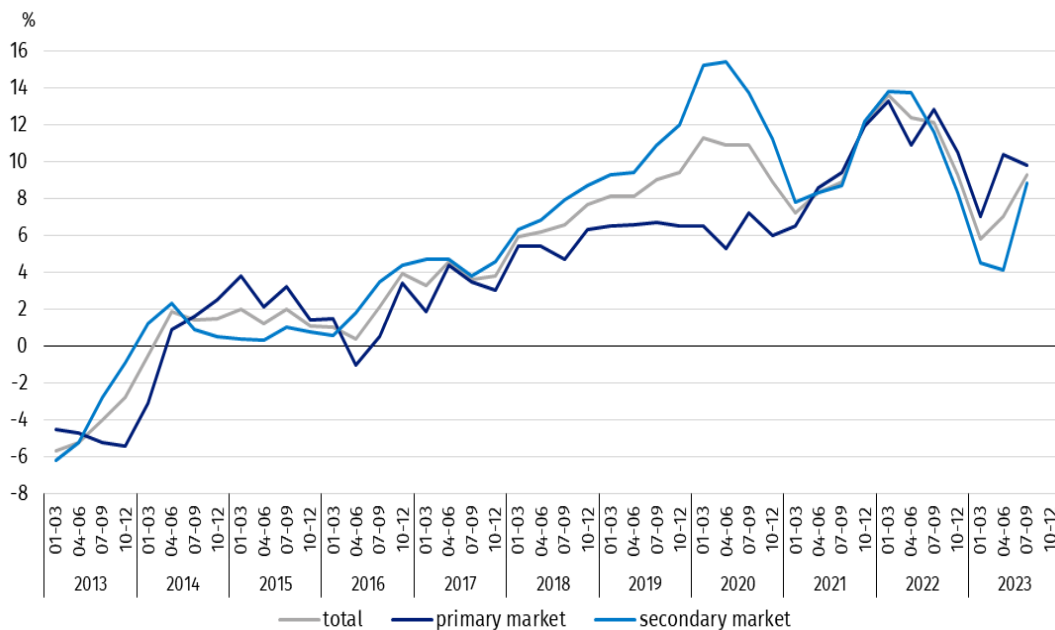
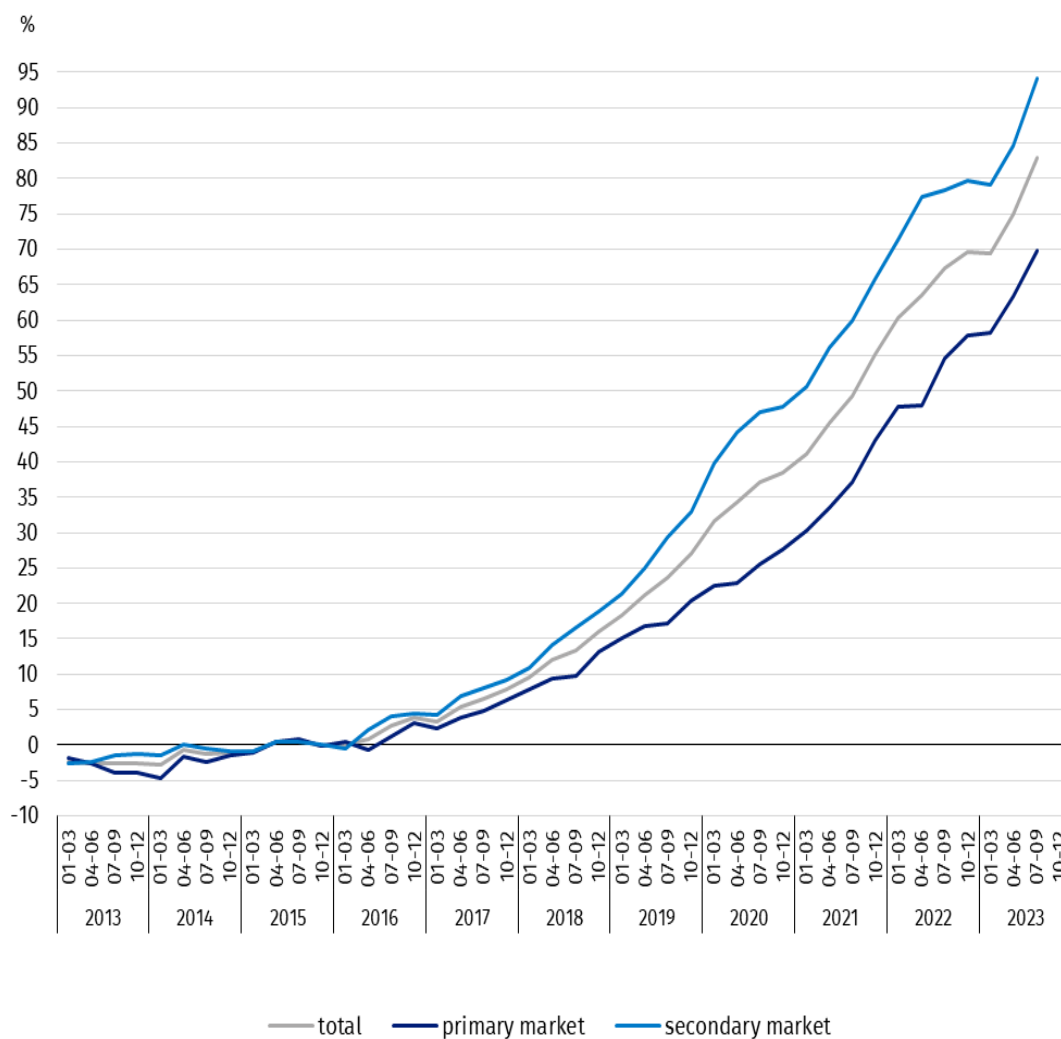


Chart 4. Quarterly changes in prices of residential premises compared to 2015



Prices of residential premises in the third quarter of 2023 were by 82.9% higher compared to the average price for 2015 (of which on the primary market – by 69.9% and on the secondary market – by 94.1%)

Table 2. Price indices of residential premises by voivodships in the third quarter of 2023

Specification	Q3 2023	
	Q2 2023=100	Q3 2022=100
Poland	104.5	109.3
Dolnośląskie	104.3	115.0
Kujawsko-Pomorskie	102.3	105.1
Lubelskie	103.9	111.8
Lubuskie	107.2	108.2
łódzkie	104.4	107.5
Małopolskie	107.0	114.2
Mazowieckie	104.0	107.6
Opolskie	103.7	110.7
Podkarpackie	104.5	111.4
Podlaskie	103.5	105.9
Pomorskie	103.6	108.9
Śląskie	105.5	108.5
Świętokrzyskie	102.1	105.8
Warmińsko-Mazurskie	105.5	111.0
Wielkopolskie	105.8	105.1
Zachodniopomorskie	101.6	103.6

In the 3rd quarter of 2023, compared to the previous quarter, the highest increase in prices of residential premises was recorded in the Lubuskie Voivodship (by 7.2%), but the lowest price increase was observed in the Zachodniopomorskie Voivodship (by 1.6%)

In case of quoting Statistics Poland data, please provide information: "Source of data: Statistics Poland", and in case of publishing calculations made on data published by Statistics Poland, please include the following disclaimer: "Own study based on figures from Statistics Poland".







Prepared by:
Trade and Services Department
Director Ewa Adach - Stankiewicz
Phone: (+48 22) 608 31 24

Issued by:
**The Spokesperson for the President
of Statistics Poland**
Karolina Banaszek
Phone: (+48) 695 255 011

Press Office

Phone: (+48 22) 608 38 04

e-mail: obslugaprasowa@stat.gov.pl

-  www.stat.gov.pl/en/
-  [@StatPoland](https://twitter.com/StatPoland)
-  [@GlownyUrzadStatystyczny](https://www.facebook.com/GlownyUrzadStatystyczny)
-  [gus_stat](https://www.instagram.com/gus_stat)
-  [glownyurządstatystycznygus](https://www.youtube.com/glownyurządstatystycznygus)
-  [glownyurządstatystyczny](https://www.linkedin.com/company/glownyurządstatystyczny)

Related information

[Price indices of residential premises by voivodships](#)

[Price of one square meter of usable floor space of a residential building](#)

[Real estate sales in 2022](#)

Data available in databases

[Knowledge Databases \(DBW\) Prices](#)

[Local Data Bank – Real Estate Market](#)

Terms used in official statistics

[Real estate turnover](#)

[Real Estate Price Register](#)

[Premises](#)

[Price indices of residential premises](#)