

Price indices of residential premises in the fourth quarter of 2022

04.04.2023

 **9.3%**

Increase in prices of residential premises compared to the 4th quarter of 2021

Prices of residential premises in the fourth quarter of 2022, compared to the third quarter of 2022, increased by 1.4% (of which on the primary market - by 2.1% and on the secondary market - by 0.7%). Compared to the corresponding quarter of 2021, prices of residential premises increased by 9.3% (of which on the primary market - by 10.5% and on the secondary market - by 8.3%).

Table 1. Price indices of residential premises in the fourth quarter of 2022

Specification	Q4 2022		
	Q3 2022=100	Q4 2021=100	2015=100
Total	101.4	109.3	169.6
Primary market	102.1	110.5	157.9
Secondary market	100.7	108.3	179.7

Chart 1. Weighting system used in the compilations of price indices of residential premises in 2022



When compiling price indices of residential premises in 2022, the secondary market is assigned a weight of 52.8% and the primary market – 47,2%

Chart 2. Quarterly changes in prices of residential premises compared to the previous quarter

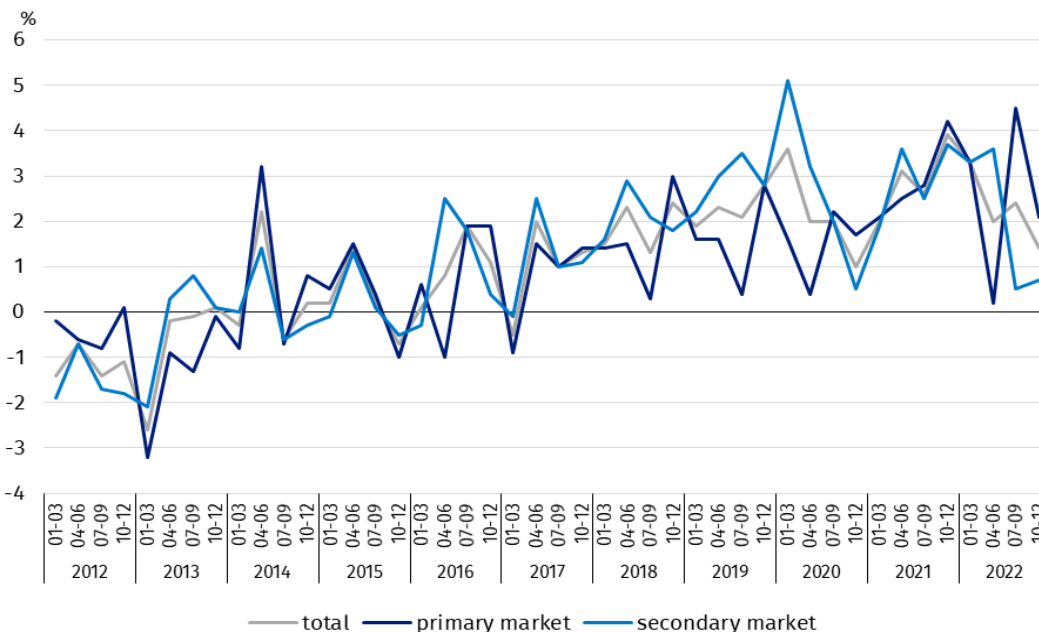


Chart 3. Quarterly changes in prices of residential premises compared to the corresponding quarter of the previous year

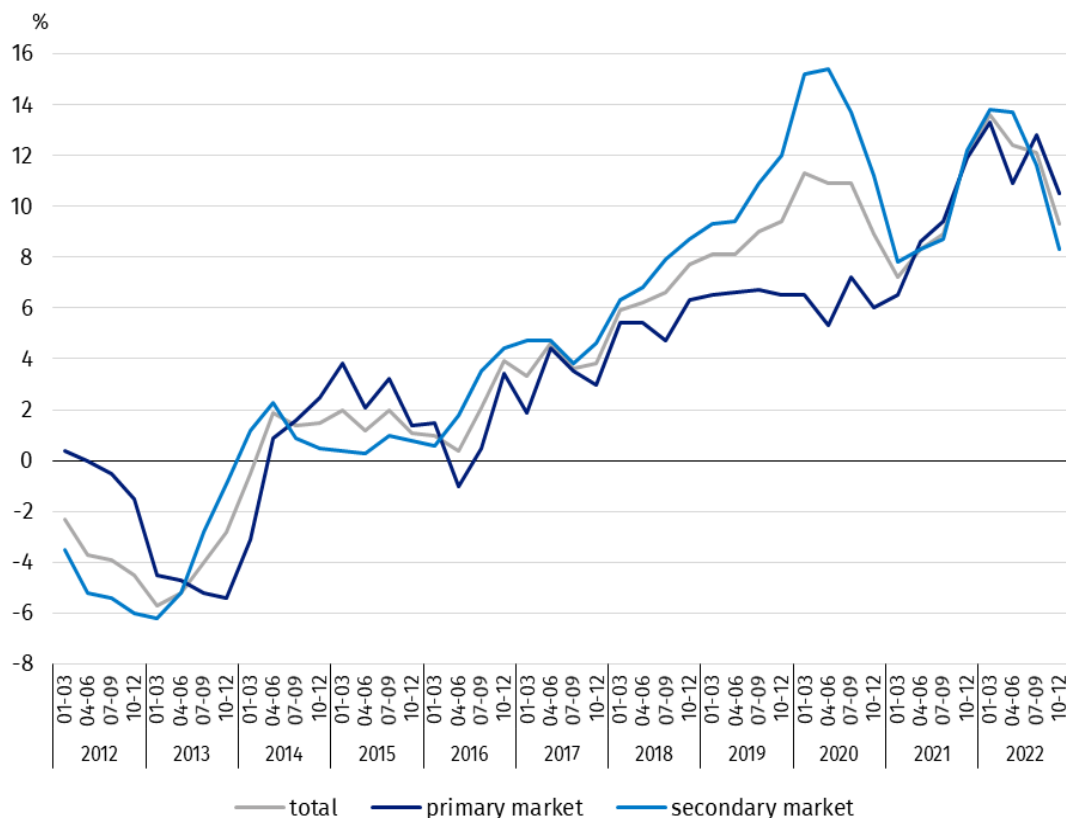
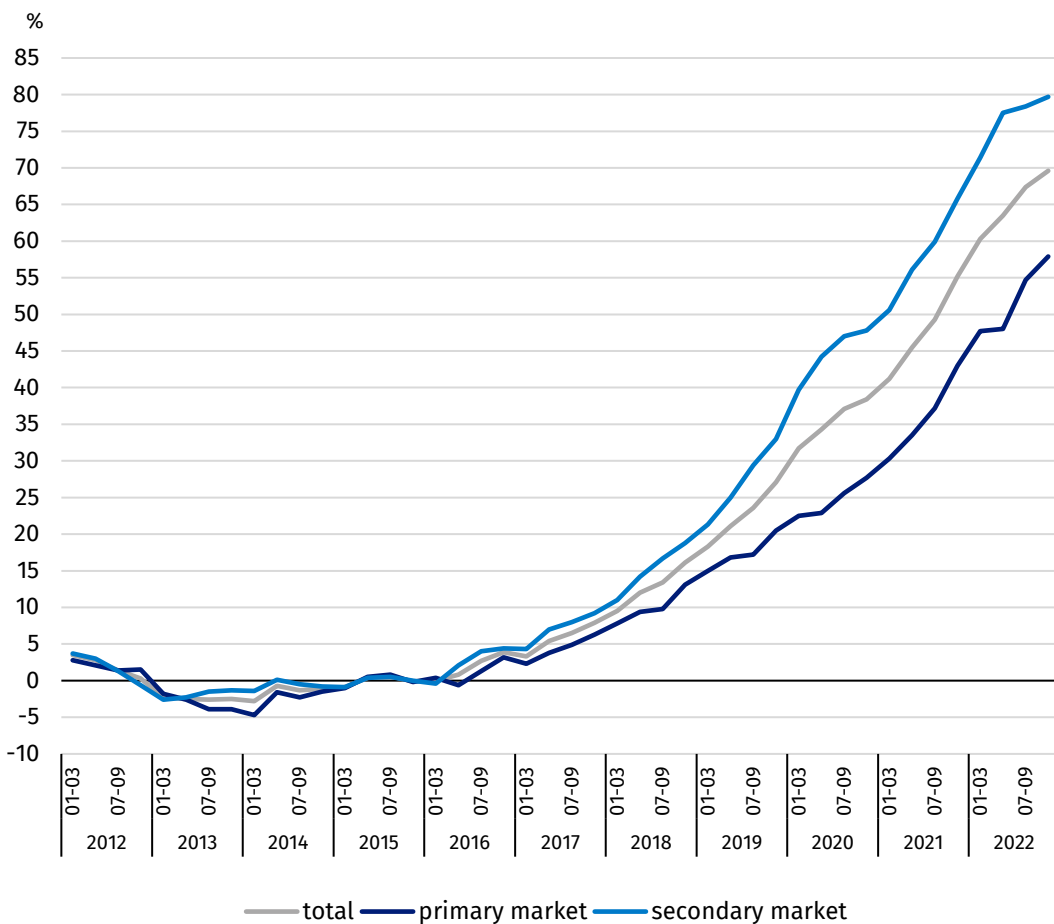


Chart 4. Quarterly changes in prices of residential premises compared to 2015



Prices of residential premises in the fourth quarter of 2022 were by 69.6% higher compared to the average price for 2015 (of which on the primary market – by 57.9% and on the secondary market – by 79.7%)

Table 2. Price indices of residential premises by voivodships in the fourth quarter of 2022

Specification	Q4 2022	
	Q3 2022=100	Q4 2021=100
Poland	101.4	109.3
Dolnośląskie	102.4	110.0
Kujawsko-Pomorskie	97.1	103.3
Lubelskie	99.4	107.8
Lubuskie	99.1	108.7
łódzkie	99.4	107.2
Małopolskie	103.9	111.5
Mazowieckie	102.1	110.8
Opolskie	100.6	113.6
Podkarpackie	102.9	110.6
Podlaskie	102.0	109.3
Pomorskie	100.6	105.8
Śląskie	101.5	107.7
Świętokrzyskie	101.1	111.6
Warmińsko-Mazurskie	99.9	104.0
Wielkopolskie	98.7	112.5
Zachodniopomorskie	102.0	111.7

In the 4th quarter of 2022, compared to the previous quarter, the highest increase in prices of residential premises was recorded in the Małopolskie Voivodship (by 3.9%). The highest price decrease was observed in the Kujawsko-Pomorskie Voivodship (by 2.9%)

In case of quoting Statistics Poland data, please provide information: "Source of data: Statistics Poland". and in case of publishing calculations made on data published by Statistics Poland, please include the following disclaimer: "Own study based on figures from Statistics Poland".

Prepared by:
Trade and Services Department
Director Ewa Adach - Stankiewicz
Phone: (+48 22) 608 31 24

Issued by:
**The Spokesperson for the President
of Statistics Poland**
Karolina Banaszek
Phone: (+48) 695 255 011

Press Office

Phone: (+48 22) 608 38 04

e-mail: obslugaprasowa@stat.gov.pl

-  www.stat.gov.pl/en/
-  @StatPoland
-  @GlownyUrzadStatystyczny
-  gus_stat
-  glownyurządstatystycznygus
-  glownyurządstatystyczny

Related information

[Price indices of residential premises by voivodships](#)

[Price of one square meter of usable floor space of a residential building](#)

[Real estate sales in 2021](#)

Data available in databases

[Knowledge Databases \(DBW\) Prices](#)

[Local Data Bank – Real Estate Market](#)

Terms used in official statistics

[Real estate turnover](#)

[Real estate Price Register](#)

[Premises](#)

[Price indices of residential premises](#)