

Price indices of residential premises in the third quarter of 2022

05.01.2023

 **12.1%**

Increase in prices of residential premises compared to the 3rd quarter of 2021

Prices of residential premises in the third quarter of 2022, compared to the second quarter of 2022, increased by 2.4% (of which on the primary market - by 4.5% and on the secondary market - by 0.5%). Compared to the corresponding quarter of 2021, prices of residential premises increased by 12.1% (of which on the primary market - by 12.8% and on the secondary market - by 11.6%).

Table 1. Price indices of residential premises in the third quarter of 2022

Specification	Q3 2022		
	Q2 2022=100	Q3 2021=100	2015=100
Total	102.4	112.1	167.4
Primary market	104.5	112.8	154.7
Secondary market	100.5	111.6	178.4

Chart 1. Weighting system used in the compilations of price indices of residential premises in 2022



When compiling price indices of residential premises in 2022, the secondary market is assigned a weight of 52.8% and the primary market – 47,2%

Chart 2. Quarterly changes in prices of residential premises compared to the previous quarter

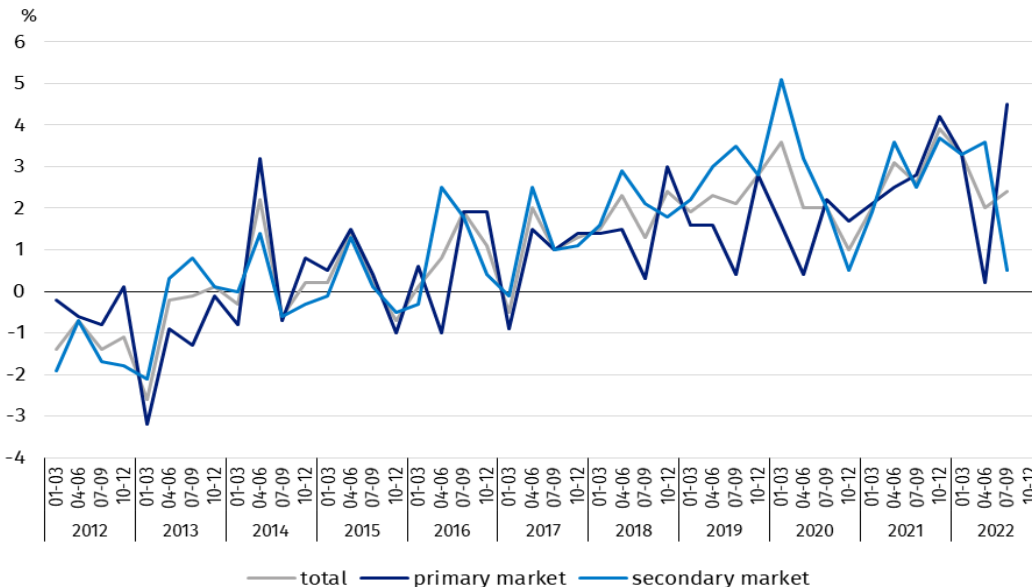


Chart 3. Quarterly changes in prices of residential premises compared to the corresponding quarter of the previous year

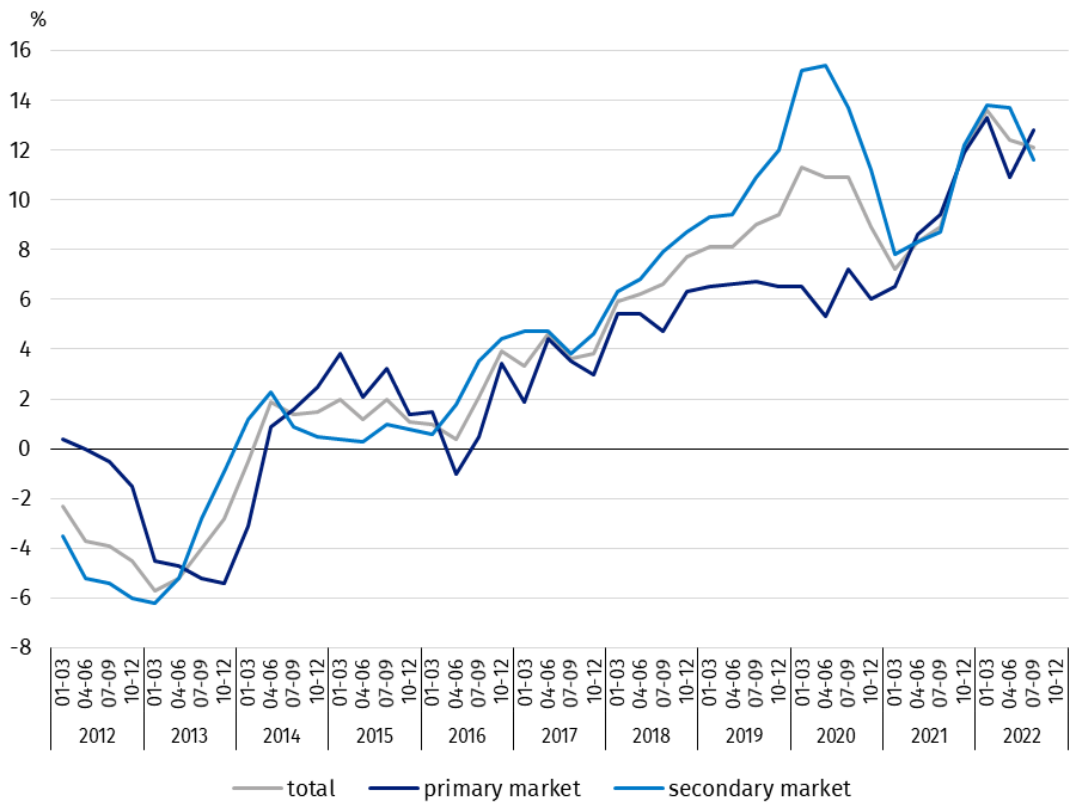
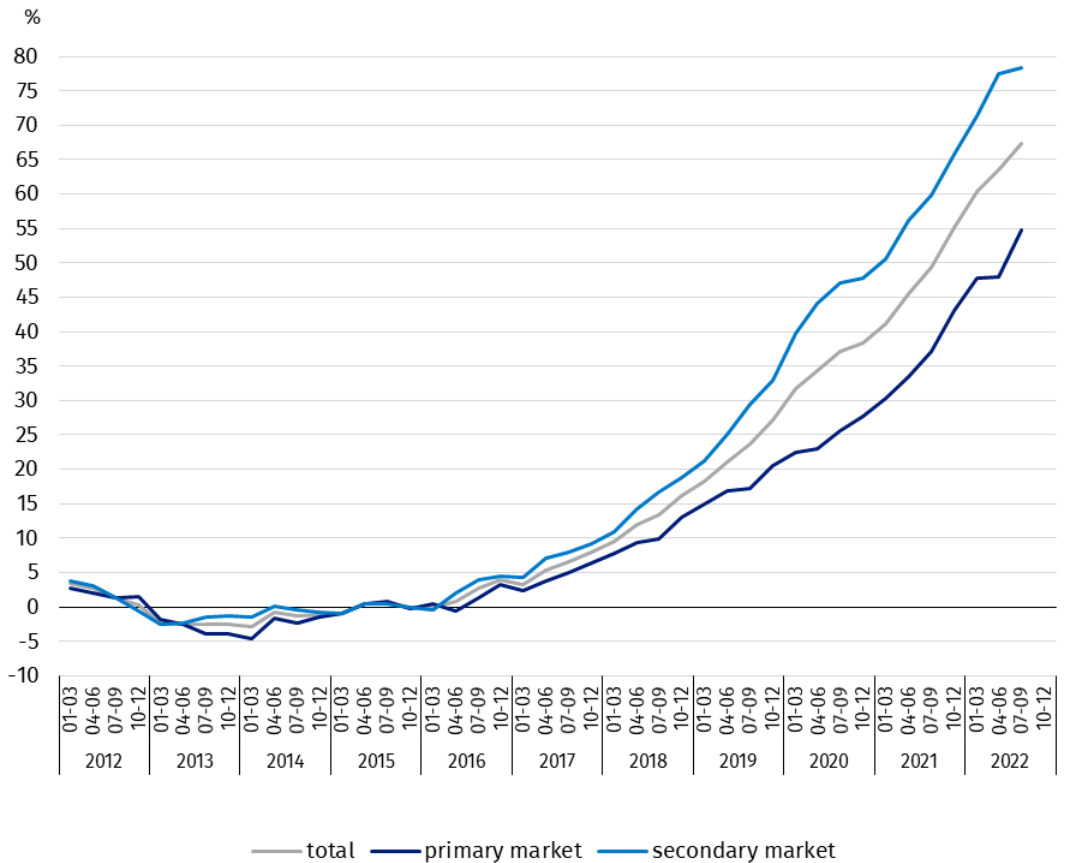


Chart 4. Quarterly changes in prices of residential premises compared to 2015



Prices of residential premises in the third quarter of 2022 were by 67.4% higher compared to the average price for 2015 (of which on the primary market – by 54.7% and on the secondary market – by 78.4%)

Table 2. Price indices of residential premises by voivodships in the third quarter of 2022

Specification	Q3 2022	
	Q2 2022=100	Q3 2021=100
Poland	102.4	112.1
Dolnośląskie	101.7	111.5
Kujawsko-Pomorskie	102.3	109.3
Lubelskie	100.8	111.2
Lubuskie	104.1	114.0
łódzkie	103.4	110.3
Małopolskie	102.5	111.5
Mazowieckie	104.4	113.7
Opolskie	102.4	116.2
Podkarpackie	103.6	107.6
Podlaskie	100.7	108.2
Pomorskie	99.7	110.2
Śląskie	100.9	109.0
Świętokrzyskie	101.9	112.4
Warmińsko-Mazurskie	100.2	109.2
Wielkopolskie	107.4	119.4
Zachodniopomorskie	98.4	114.8

In the 3rd quarter of 2022, compared to the previous quarter, the highest increase in prices of residential premises was recorded in the Wielkopolskie Voivodship (by 7.4%). Price decreases were observed in the following voivodships: Zachodniopomorskie (by 1.6%) and Pomorskie (by 0.3%)

In case of quoting Statistics Poland data, please provide information: "Source of data: Statistics Poland". and in case of publishing calculations made on data published by Statistics Poland, please include the following disclaimer: "Own study based on figures from Statistics Poland".

Prepared by:
Trade and Services Department
Director Ewa Adach - Stankiewicz
Phone: (+48 22) 608 31 24

Issued by:
**The Spokesperson for the President
of Statistics Poland**
Karolina Banaszek
Phone: (+48) 695 255 011

Press Office

Phone: (+48 22) 608 38 04

e-mail: obslugaprasowa@stat.gov.pl

-  www.stat.gov.pl/en/
-  [@StatPoland](https://twitter.com/StatPoland)
-  [@GlownyUrzadStatystyczny](https://www.facebook.com/GlownyUrzadStatystyczny)
-  [gus_stat](https://www.instagram.com/gus_stat)
-  [glownyurządstatystycznygus](https://www.youtube.com/glownyurządstatystycznygus)
-  [glownyurządstatystyczny](https://www.linkedin.com/company/glownyurządstatystyczny)

Related information

[Price indices of residential premises by voivodships](#)

[Price of one square meter of usable floor space of a residential building](#)

[Real estate sales in 2021](#)

Data available in databases

[Knowledge Databases \(DBW\) Prices](#)

[Local Data Bank – Real Estate Market](#)

Terms used in official statistics

[Real estate turnover](#)

[Real estate Price Register](#)

[Premises](#)

[Price indices of residential premises](#)