

# Price indices of construction and assembly production in July 2019

21.08.2019



the growth of producer prices in construction in comparison with the previous month

According to preliminary data in July 2019 the prices of construction and assembly production were higher by 0.2% in comparison with previous month and by 3.5% in comparison with July 2018

In comparison with the previous month the growth of prices was recorded in construction of buildings and in civil engineering (by 0.2% each) as well as in specialised construction activities (by 0.1%).

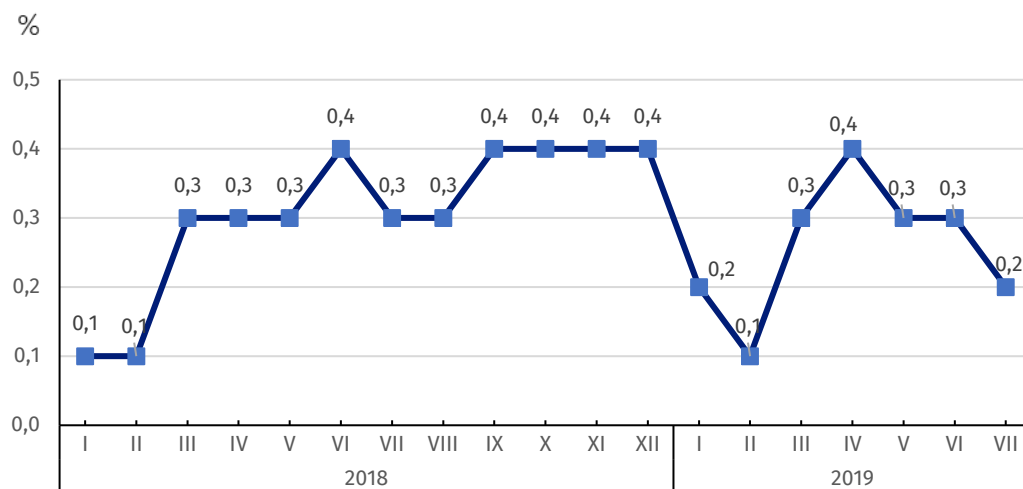
In comparison with July 2018 the increase of prices was noticed in construction of buildings (by 4.2%), in civil engineering (by 3.5%) as well as in specialised construction activities (by 2.7%).

**Table 1. Price indices of construction and assembly production in July 2019**

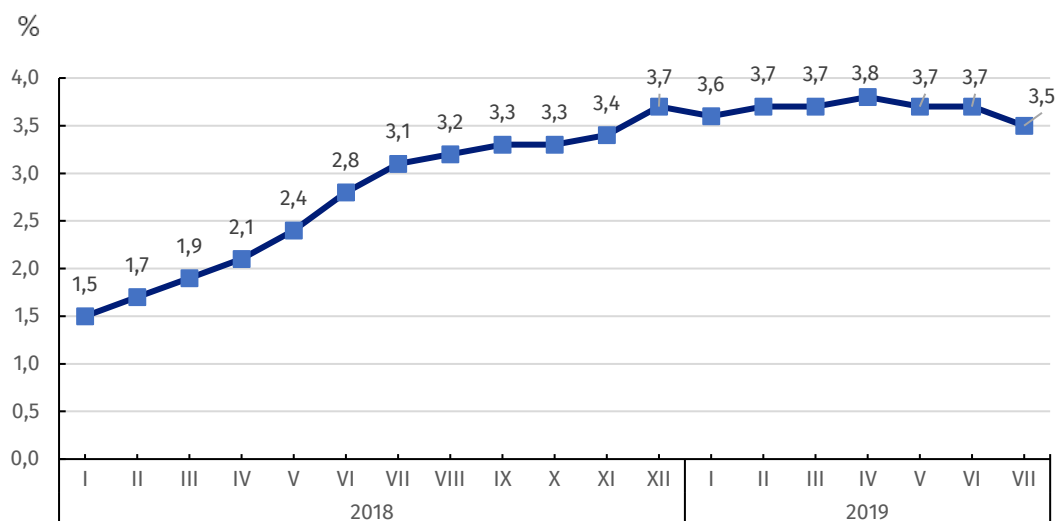
| SPECIFICATION                       | VI 2019      |                               | VII 2019     |              | I-VII 2019     |              |
|-------------------------------------|--------------|-------------------------------|--------------|--------------|----------------|--------------|
|                                     | V 2019=100   | corresponding period 2018=100 | VI 2019=100  | XII 2018=100 | I-VII 2018=100 |              |
| <b>TOTAL</b>                        | <b>100.3</b> | <b>103.7</b>                  | <b>103.5</b> | <b>100.2</b> | <b>101.8</b>   | <b>103.7</b> |
| Construction of buildings           | 100.3*       | 104.3*                        | 104.2        | 100.2        | 102.0          | 104.3        |
| Civil engineering                   | 100.3        | 103.6                         | 103.5        | 100.2        | 101.7          | 103.6        |
| Specialised construction activities | 100.2        | 102.9*                        | 102.7        | 100.1        | 101.1          | 103.0        |

\* Data revised.

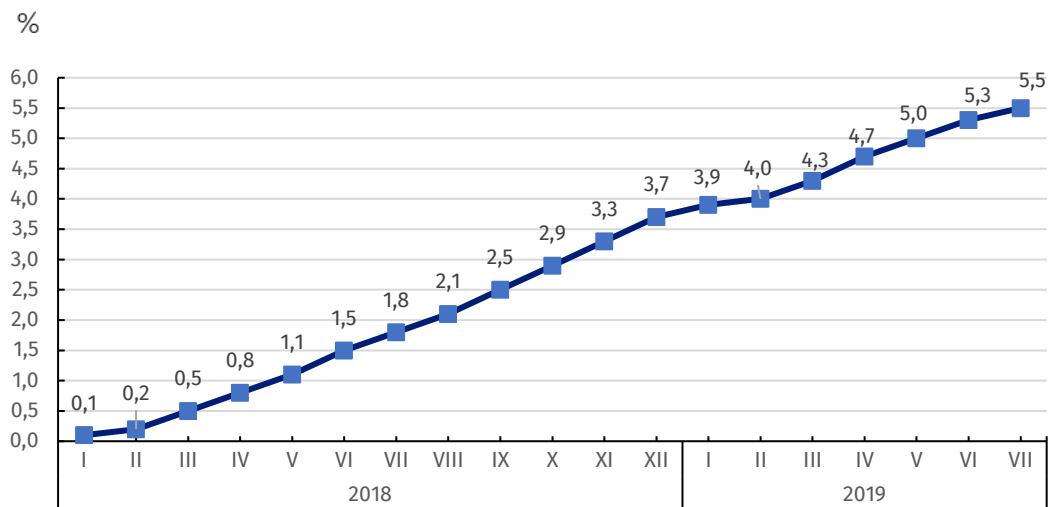
**Chart 1. Prices changes of construction and assembly production in 2018-2019 in relation to the previous period**



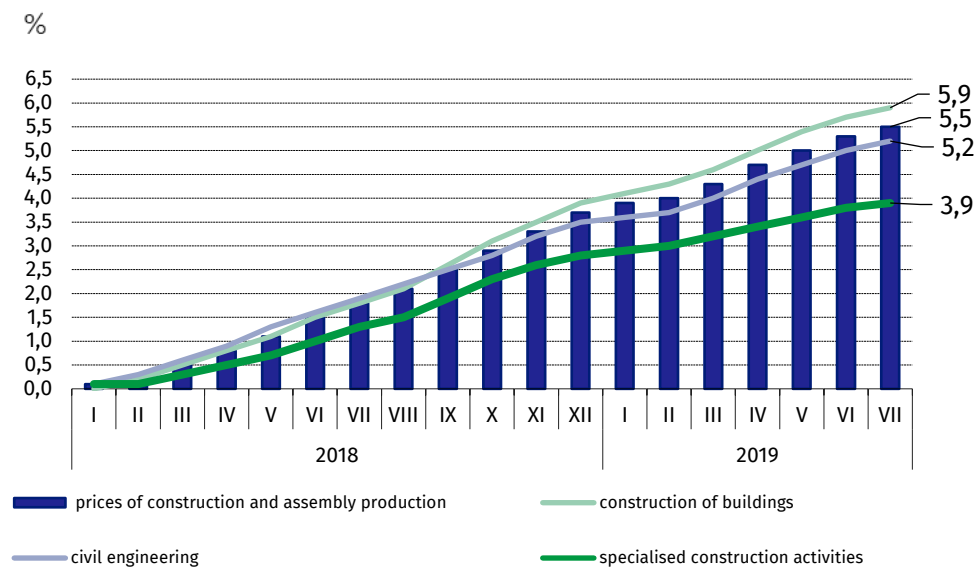
**Chart 2. Prices changes of construction and assembly production in 2018-2019 in relation to the same period of the previous year**



**Chart 3. Prices changes of production and assembly construction in 2018-2019 in relation to XII 2017**



**Chart 4. Prices changes of production and assembly construction by divisions NACE in 2018-2019 in relation to XII 2017**



Prepared by:

**The Trade and Services Department**

**Bożena Kudelska**

Tel: +48 22 608 36 07

e-mail: [B.Kudelska@stat.gov.pl](mailto:B.Kudelska@stat.gov.pl)

Issued by:

**The Spokesperson for the President  
of the Statistic Poland**

**Karolina Banaszek**

Tel: +48 22 608 34 75, +48 22 608 30 09

e-mail: [rzecznik@stat.gov.pl](mailto:rzecznik@stat.gov.pl)

#### Press Office

tel.: +48 22 608 34 91, +48 22 608 38 04

e-mail: [obslugaprasowa@stat.gov.pl](mailto:obslugaprasowa@stat.gov.pl)



[www.stat.gov.pl/en/](http://www.stat.gov.pl/en/)



@StatPoland



@GlownyUrzadStatystyczny

#### Related information

[Statistical Bulletin](#)

[News Releases](#)

#### Data available in databases

[Analytical Platform - Knowledge Databases](#)

[Macroeconomic Data Bank](#)

[Prices indices \(Topics: Prices, Trade\)](#)

#### Terms used in official statistics

[Price index of construction and assembly production](#)