

# Price indices of construction and assembly production in May 2024

20.06.2024


**6.6%**

the growth of producer prices in construction in comparison with May 2023

According to preliminary data, in May 2024 the prices of construction and assembly production in comparison with the corresponding month of the previous year increased by 6.6%, as well as in comparison with April 2024 by 0.4%.

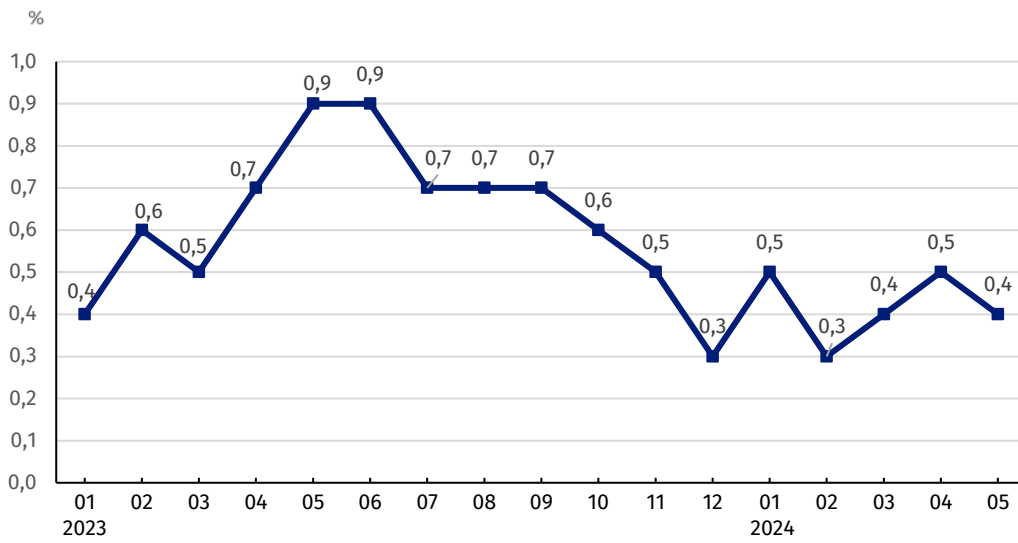
In May 2024 in comparison with April 2024 the growth of prices was recorded in construction of buildings, and in civil engineering, as well as in specialised construction activities – by 0.4%.

In comparison with May 2023 the increase of prices was noticed in civil engineering – by 7.2%, in specialised construction activities – by 6.2%, and in construction of buildings – by 5.9%.

**Table 1. Price indices of construction and assembly production in April and May 2024**

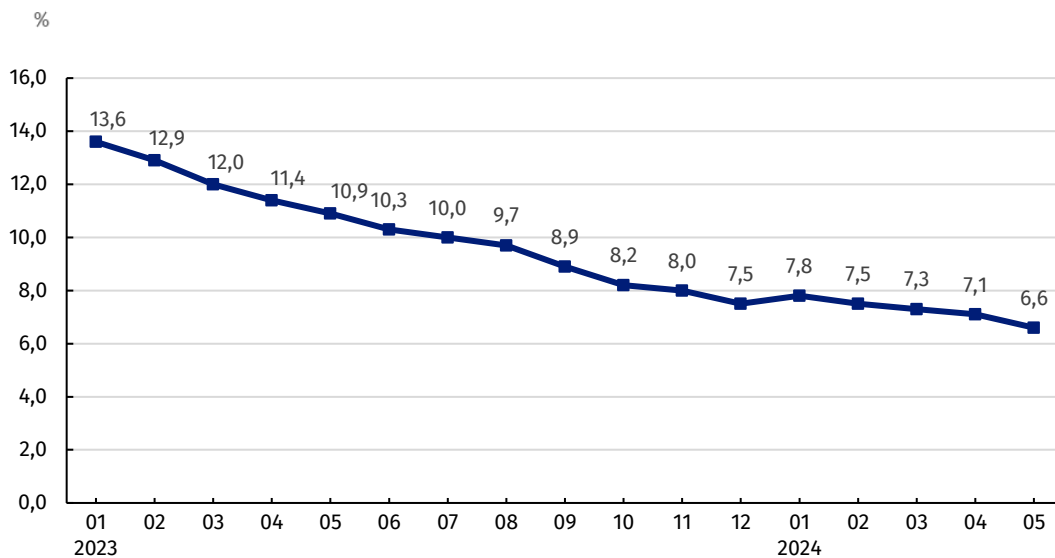
SPECIFICATION	04 2024		05 2024		01-05 2024	
	03 2024=100	corresponding period 2023=100	04 2024=100	12 2023=100	01-05 2023=100	
<b>TOTAL</b>	100.5	107.1	106.6	100.4	102.1	107.2
Construction of buildings	100.4	106.3	105.9	100.4	101.9	106.4
Civil engineering	100.5	107.9	107.2	100.4	102.3	108.2
Specialised construction activities	100.5	106.8	106.2	100.4	102.1	106.9

**Chart 1. Prices changes of construction and assembly production in 2023-2024 in relation to the previous period**



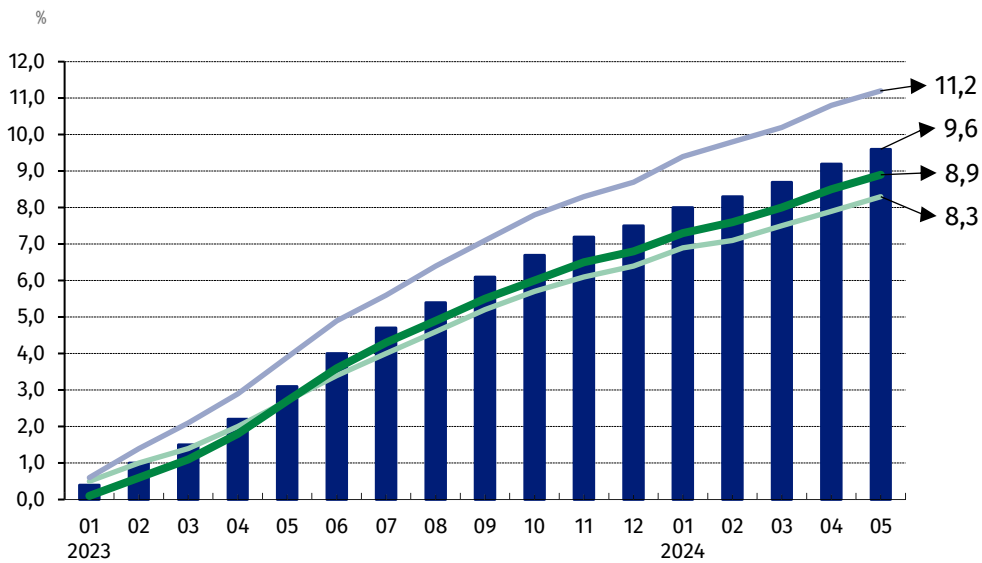
In May 2024 the prices of construction and assembly production increased in relation to previous month by 0.4%

**Chart 2. Prices changes of construction and assembly production in 2023-2024 in relation to the corresponding period of the previous year**



In May 2024, the prices of construction and assembly production were higher by 6.6% annually

**Chart 3. Prices changes of production and assembly construction by divisions NACE in 2023–2024 in relation to December 2022**



- prices of construction and assembly production
- construction of buildings
- civil engineering
- specialised construction activities







In relation to December 2022 the prices of civil engineering rose the most

In case of quoting Statistics Poland data. please provide information: "Source of data: Statistics Poland". and in case of publishing calculations made on data published by Statistics Poland. please include the following disclaimer: "Own study based on figures from Statistics Poland".

Prepared by:  
**The Trade and Services Department**  
**Director Ewa Adach-Stankiewicz**  
Phone: (+48 22) 608 31 24

Issued by:  
**Press Office**  
Mobile: (+48) 695 255 032  
Phone: (+48 22) 608 38 04, (+48 22) 449 41 45,  
(+48 22) 608 30 09

**e-mail: [obslugaprasowa@stat.gov.pl](mailto:obslugaprasowa@stat.gov.pl)**

-  [stat.gov.pl/en/](https://stat.gov.pl/en/)
-  [@StatPoland](#)
-  [@GlownyUrzadStatystyczny](#)
-  [gus\\_stat](#)
-  [glownyurządstatystycznygus](#)
-  [glownyurządstatystyczny](#)

#### **Related information**

[Statistical Bulletin](#)

[News Releases](#)

#### **Data available in databases**

[Analytical Platform - Knowledge Databases](#)

[Macroeconomic Data Bank](#)

[Prices indices \(Topics: Prices, Trade\)](#)

#### **Terms used in official statistics**