

Price indices of construction and assembly production in January 2024

20.02.2024


7.7%

the growth of producer prices in construction in comparison with January 2023

According to preliminary data, in January 2024 the prices of construction and assembly production in comparison with the corresponding month of the previous year increased by 7.7%, as well as in comparison with December 2023 by 0.5%.

In January 2024 in comparison with December 2023 the growth of prices was recorded in construction of buildings, and in civil engineering as well as and in specialised construction activities – by 0.5%.

In comparison with January 2023 the increase of prices was noticed in civil engineering – by 8.8%, in specialised construction activities – by 7.4%, and in construction of buildings – by 6.7%.

Table 1. Price indices of construction and assembly production in December 2023 and January 2024

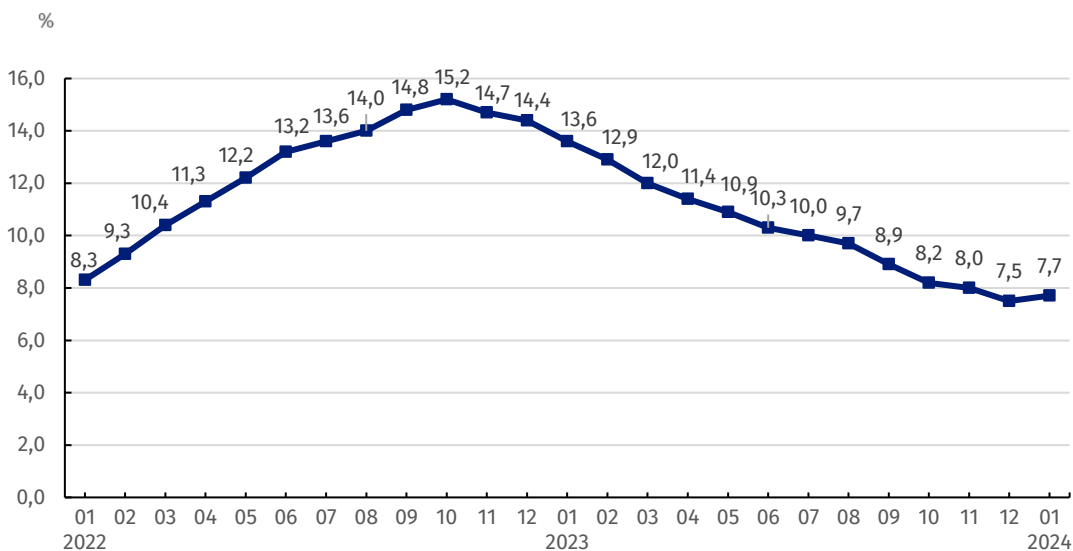
SPECIFICATION	12 2023		01-12 2023	01 2024	
	11 2023=100	Corresponding period 2022=100	01-12 2022=100	01 2023=100	12 2023=100
TOTAL	100.3	107.5	110.2	107.7	100.5
Construction of buildings	100.3	106.4	110.0	106.7	100.5
Civil engineering	100.4	108.8	111.2	108.8	100.5
Specialised construction activities	100.3	106.8	109.2	107.4	100.5

Chart 1. Prices changes of construction and assembly production in 2022-2024 in relation to the previous period



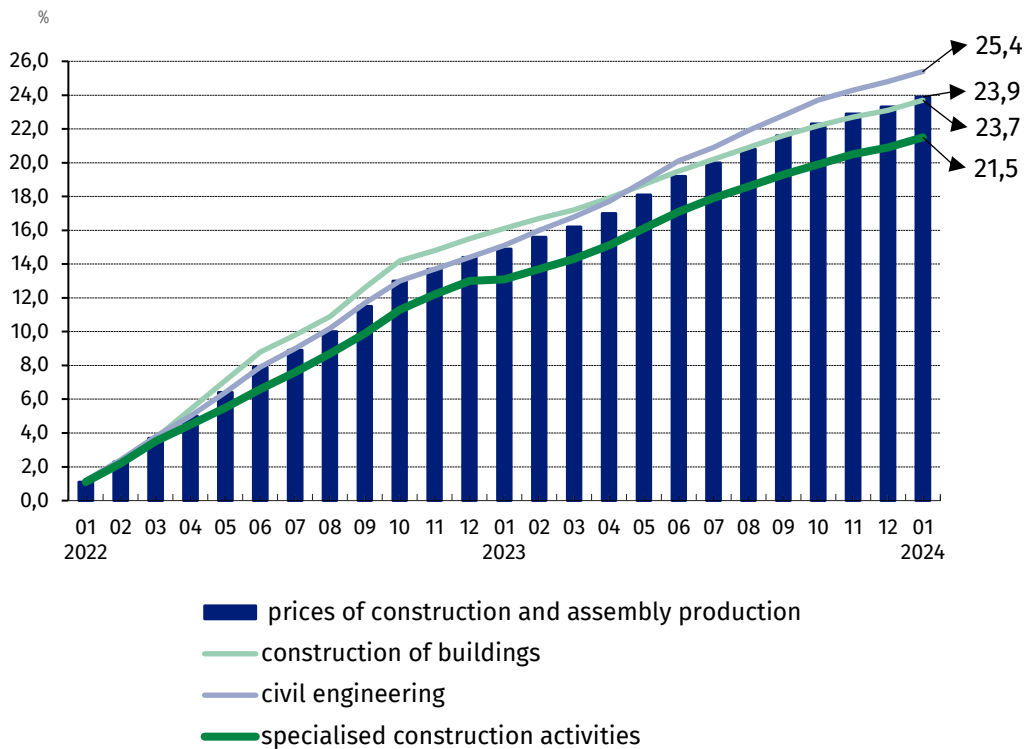
In January 2024 the prices of construction and assembly production increased in relation to previous month by 0.5%

Chart 2. Prices changes of construction and assembly production in 2022-2024 in relation to the corresponding period of the previous year



In January 2024, the prices of construction and assembly production were higher by 7.7% annually

Chart 3. Prices changes of production and assembly construction by divisions NACE in 2022–2024 in relation to December 2021



In relation to December 2021 the prices of civil engineering rose the most

In case of quoting Statistics Poland data. please provide information: “Source of data: Statistics Poland”. and in case of publishing calculations made on data published by Statistics Poland. please include the following disclaimer: “Own study based on figures from Statistics Poland”.







Prepared by:
The Trade and Services Department
Director Ewa Adach-Stankiewicz
Phone: (+48 22) 608 31 24

Issued by:
**The Spokesperson for the President
of Statistics Poland**
Karolina Banaszek
Phone: (+48) 695 255 011

Press Office

Phone: (+48 22) 608 38 04

e-mail: obslugaprasowa@stat.gov.pl

-  stat.gov.pl/en/
-  [@StatPoland](https://twitter.com/StatPoland)
-  [@GlownyUrzadStatystyczny](https://www.facebook.com/GlownyUrzadStatystyczny)
-  [gus_stat](https://www.instagram.com/gus_stat)
-  [glownyurządstatystycznygus](https://www.youtube.com/glownyurządstatystycznygus)
-  [glownyurządstatystyczny](https://www.linkedin.com/company/glownyurządstatystyczny)

Related information

[Statistical Bulletin](#)

[News Releases](#)

Data available in databases

[Analytical Platform - Knowledge Databases](#)

[Macroeconomic Data Bank](#)

[Prices indices \(Topics: Prices, Trade\)](#)

Terms used in official statistics