

Price indices of construction and assembly production in September 2023

19.10.2023


8.9%

the growth of producer prices in construction in comparison with September 2022

According to preliminary data, in September 2023 the prices of construction and assembly production in comparison with the corresponding month of the previous year increased by 8.9%, and in comparison with August 2023 by 0.7%.

In September 2023 in comparison with August 2023 the growth of prices was recorded in civil engineering and – by 0.7%, and in specialised construction activities as well as in construction of buildings – by 0.6%.

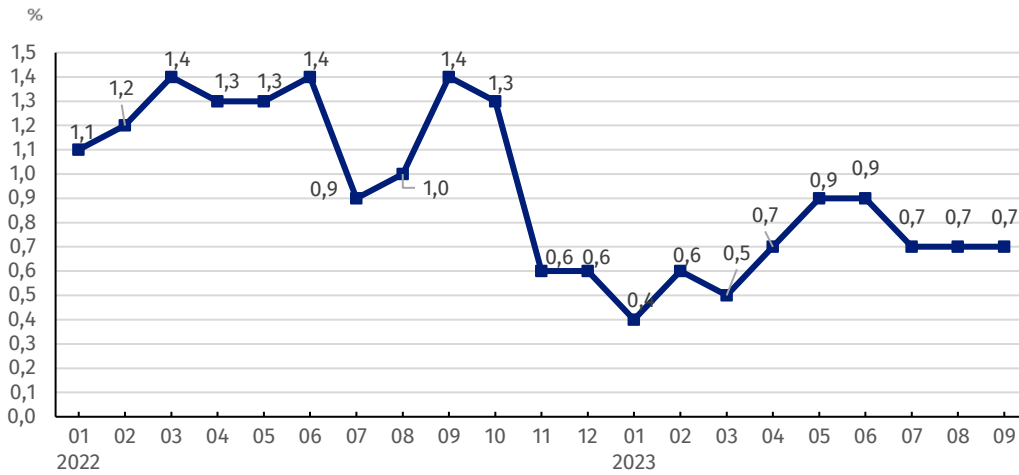
In comparison with September 2022 the increase of prices was noticed in civil engineering – by 10.0%, in specialised construction activities – by 8.5%, as well as in construction of buildings – by 8.1% each.

Table 1. Price indices of construction and assembly production in August and September 2023

SPECIFICATION	08 2023		09 2023		01-09 2023	
	07 2023=100	corresponding period 2022=100	08 2023=100	12 2022=100	01-09 2022=100	
TOTAL	100.7*	109.7*	108.9	100.7	106.1	111.0
Construction of buildings	100.6	109.0*	108.1	100.6	105.2	111.0
Civil engineering	100.8*	110.7*	110.0	100.7	107.1	111.9
Specialised construction activities	100.6*	109.1*	108.5	100.6	105.5	109.9

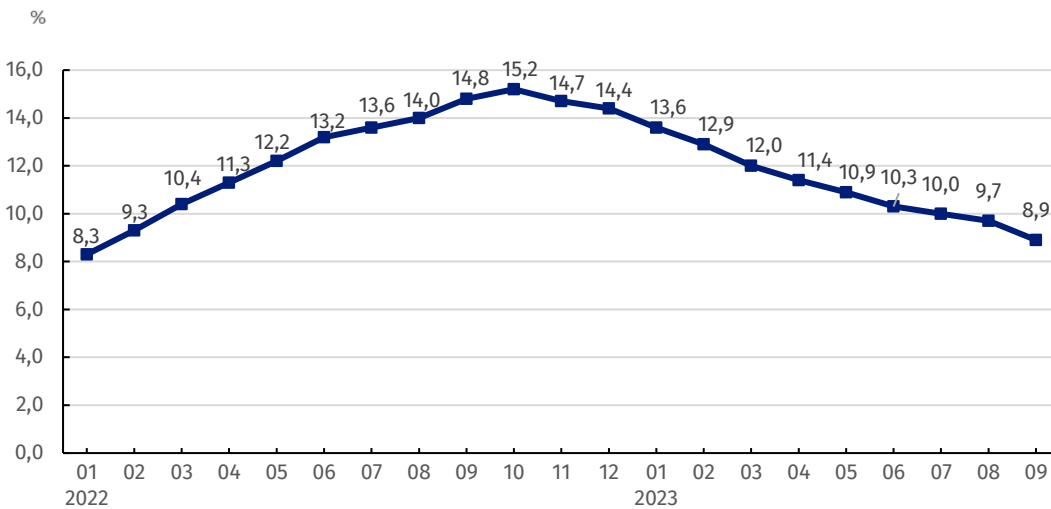
* Data revised.

Chart 1. Prices changes of construction and assembly production in 2022-2023 in relation to the previous period



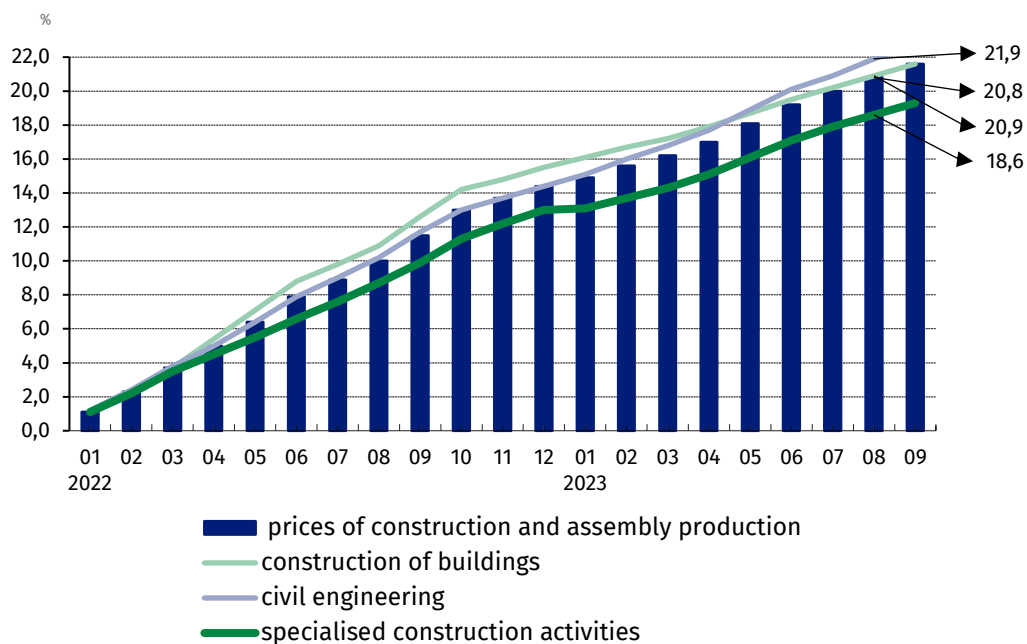
In September 2023 the prices of construction and assembly production increased in relation to previous month by 0.7%

Chart 2. Prices changes of construction and assembly production in 2022-2023 in relation to the same period of the previous year



Since October 2022, a downward trend has been observed in the annual price dynamics of construction and assembly production

Chart 3. Prices changes of production and assembly construction by divisions NACE in 2022–2023 in relation to December 2021



In relation to December 2021 the prices of civil engineering rose the most

In case of quoting Statistics Poland data, please provide information: “Source of data: Statistics Poland”, and in case of publishing calculations made on data published by Statistics Poland, please include the following disclaimer: “Own study based on figures from Statistics Poland”.







Prepared by:
The Trade and Services Department
Director Ewa Adach-Stankiewicz
Phone: (+48 22) 608 31 24

Issued by:
**The Spokesperson for the President
of Statistics Poland**
Karolina Banaszek
Phone: (+48) 695 255 011

Press Office

Phone: (+48 22) 608 38 04

e-mail: obslugaprasowa@stat.gov.pl

-  stat.gov.pl/en/
-  [@StatPoland](https://twitter.com/StatPoland)
-  [@GlownyUrzadStatystyczny](https://www.facebook.com/GlownyUrzadStatystyczny)
-  [gus_stat](https://www.instagram.com/gus_stat)
-  [glownyurządstatystycznygus](https://www.youtube.com/glownyurządstatystycznygus)
-  [glownyurządstatystyczny](https://www.linkedin.com/company/glownyurządstatystyczny)

Related information

[Statistical Bulletin](#)

[News Releases](#)

Data available in databases

[Analytical Platform - Knowledge Databases](#)

[Macroeconomic Data Bank](#)

[Prices indices \(Topics: Prices, Trade\)](#)

Terms used in official statistics