

# Price indices of construction and assembly production in March 2023

24.04.2023


**12.0%**

the growth of producer prices in construction in comparison with March 2022

**According to preliminary data, in March 2023 the prices of construction and assembly production in comparison with the corresponding month of the previous year increased by 12.0%, and in comparison with February 2023 by 0.5%.**

In March 2023 in comparison with February 2023 the growth of prices was recorded in civil engineering by 0.7%, in construction of buildings - by 0.4% as well as in specialised construction activities - by 0.3%.

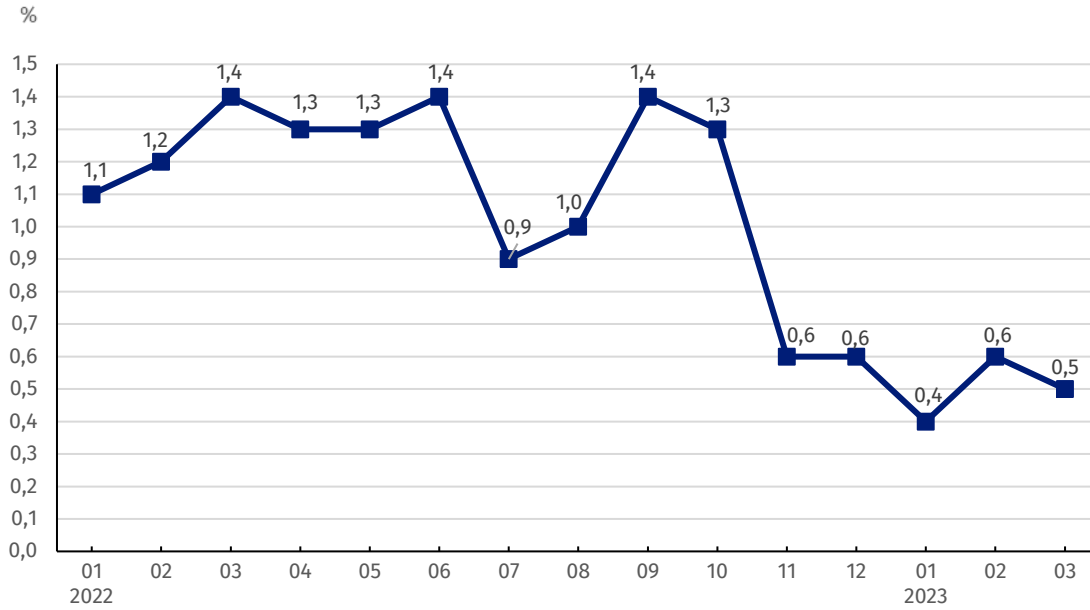
In comparison with March 2022 the increase of prices was noticed in construction of buildings and in civil engineering - by 12.7% each as well as in specialised construction activities - by 10.0%.

**Table 1. Price indices of construction and assembly production in February and March 2023**

SPECIFICATION	02 2023		03 2023		01-03 2023	
	01 2023=100	corresponding period 2022=100	02 2023=100	12 2022=100	01-03 2022=100	
<b>TOTAL</b>	<b>100.6</b>	<b>112.9</b>	<b>112.0</b>	<b>100.5</b>	<b>101.5</b>	<b>112.8</b>
Construction of buildings	100.5	113.9	112.7	100.4	101.4	113.7
Civil engineering	100.8	113.4	112.7	100.7	102.1	113.3
Specialised construction activities	100.5*	111.1*	110.0	100.3	100.9	110.9

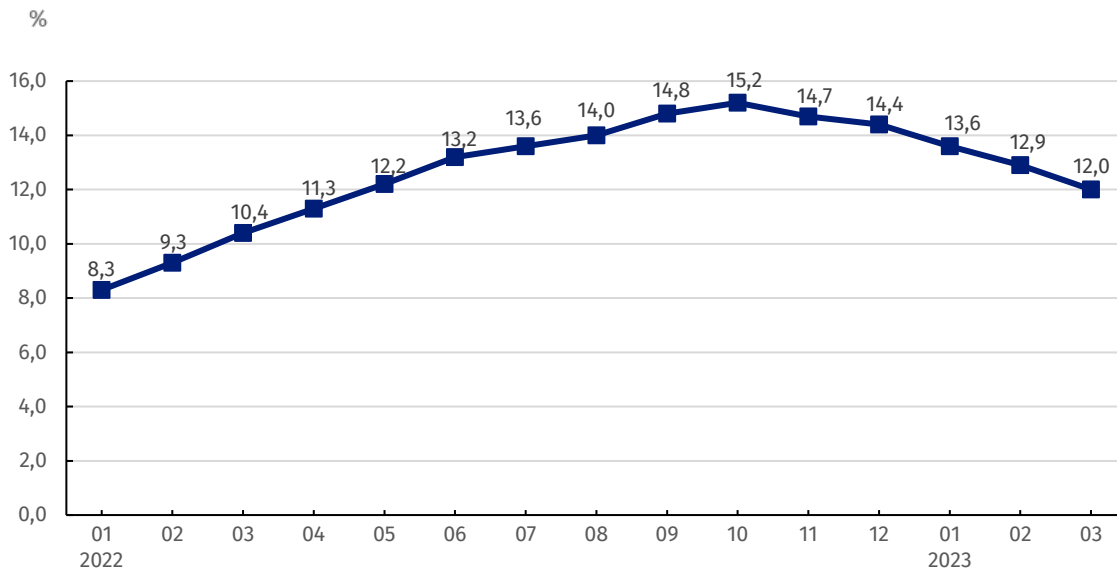
\* Data revised.

**Chart 1. Prices changes of construction and assembly production in 2022-2023 in relation to the previous period**



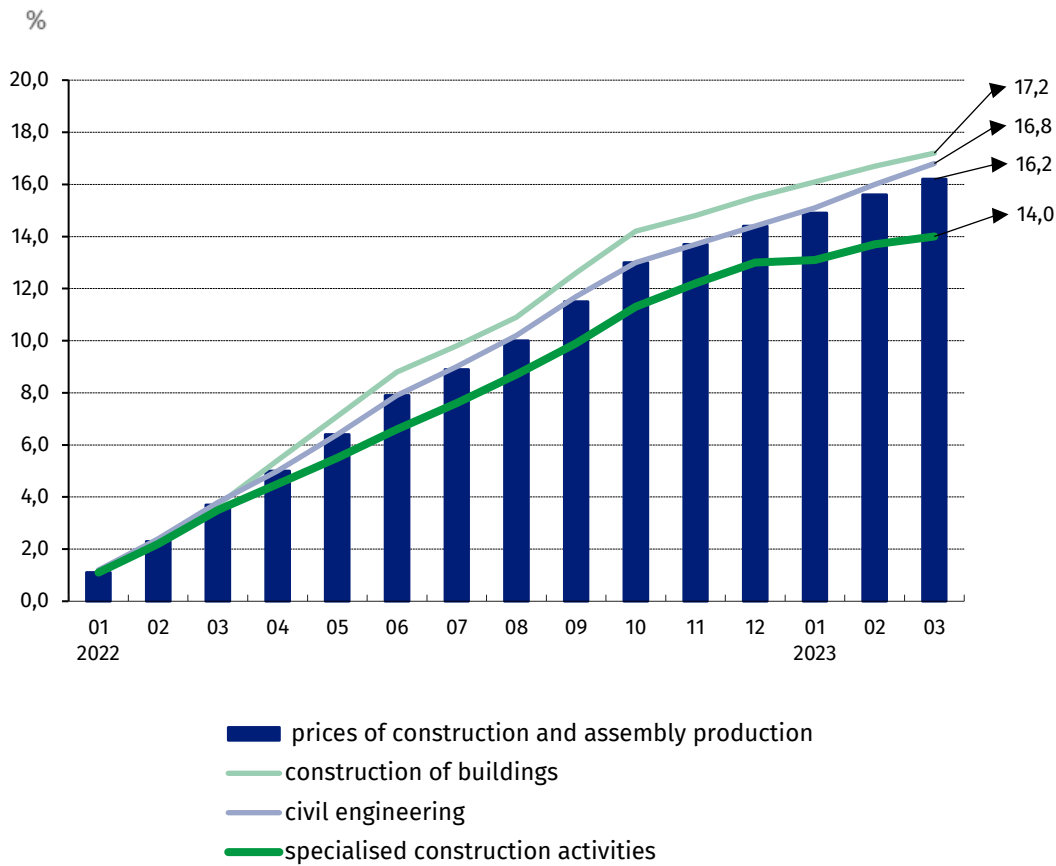
In March 2023 the prices of construction and assembly production increased in relation to previous month by 0.5%

**Chart 2. Prices changes of construction and assembly production in 2022-2023 in relation to the same period of the previous year**



In March 2023 the prices of construction and assembly production in annual terms increased by 12.0%

**Chart 3. Prices changes of production and assembly construction by divisions NACE in 2022-2023 in relation to December 2021**



In relation to December 2021 the prices of construction of buildings rose the most

In case of quoting Statistics Poland data, please provide information: "Source of data: Statistics Poland", and in case of publishing calculations made on data published by Statistics Poland, please include the following disclaimer: "Own study based on figures from Statistics Poland".

Prepared by:  
**The Trade and Services Department**  
**Director Ewa Adach-Stankiewicz**  
Phone: (+48 22) 608 31 24

Issued by:  
**The Spokesperson for the President  
of Statistics Poland**  
**Karolina Banaszek**  
Phone: (+48) 695 255 011

**Press Office**

Phone: (+48 22) 608 38 04

**e-mail: [obslugaprasowa@stat.gov.pl](mailto:obslugaprasowa@stat.gov.pl)**

-  [www.stat.gov.pl/en/](http://www.stat.gov.pl/en/)
-  [@StatPoland](https://twitter.com/StatPoland)
-  [@GlownyUrzadStatystyczny](https://www.facebook.com/GlownyUrzadStatystyczny)
-  [gus\\_stat](https://www.instagram.com/gus_stat)
-  [glownyurządstatystycznygus](https://www.youtube.com/glownyurządstatystycznygus)
-  [glownyurządstatystyczny](https://www.linkedin.com/company/glownyurządstatystyczny)

**Related information**

[Statistical Bulletin](#)

[News Releases](#)

**Data available in databases**

[Analytical Platform - Knowledge Databases](#)

[Macroeconomic Data Bank](#)

[Prices indices \(Topics: Prices, Trade\)](#)

**Terms used in official statistics**

[Price index of construction and assembly production](#)