

Price indices of construction and assembly production in January 2022

18.02.2022


8.3%

the growth of producer prices in construction in comparison with January 2021

According to preliminary data, in January 2022 the prices of construction and assembly production in comparison with the corresponding month of the previous year increased by 8.3%, and in comparison with December 2021 - by 1.1%.

In January 2022 in comparison with December 2021 the growth of prices was recorded in construction of buildings as well as in civil engineering - by 1.1% each and in specialised construction activities - by 1.2%.

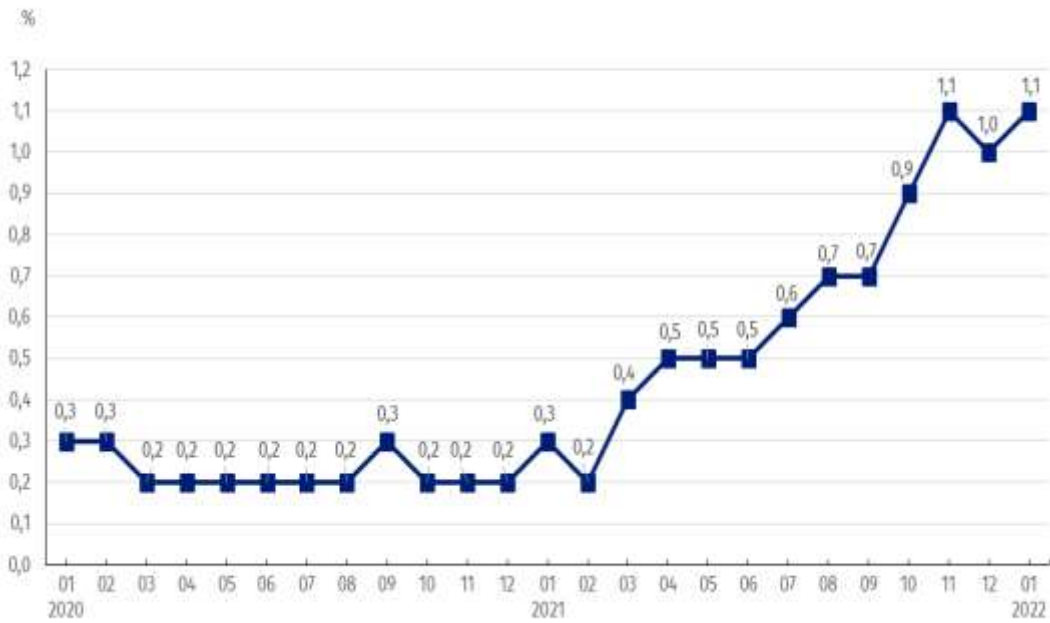
In comparison with January 2021 the increase of prices was noticed in construction of buildings by 8.7%, in civil engineering - by 8.5% as well as in specialised construction activities - by 7.5%.

Table 1. Price indices of construction and assembly production in January 2022

SPECIFICATION	12 2021		01-12 2021	01 2022	
	11 2021=100	corresponding period 2020=100		01 2021=100	12 2021=100
TOTAL	101.0	107.6	104.2	108.3	101.1
Construction of buildings	100.9*	107.7*	104.7	108.7	101.1
Civil engineering	101.0	107.6	104.2	108.5	101.1
Specialised construction activities	100.8*	106.3*	103.5	107.5	101.2

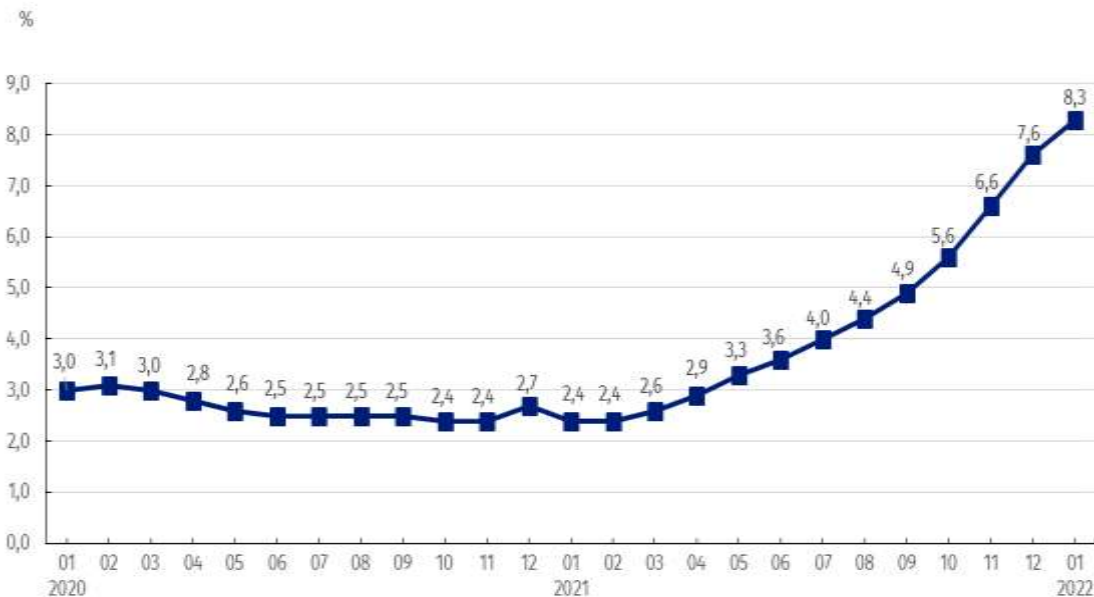
* Data revised.

Chart 1. Prices changes of construction and assembly production in 2020-2022 in relation to the previous period



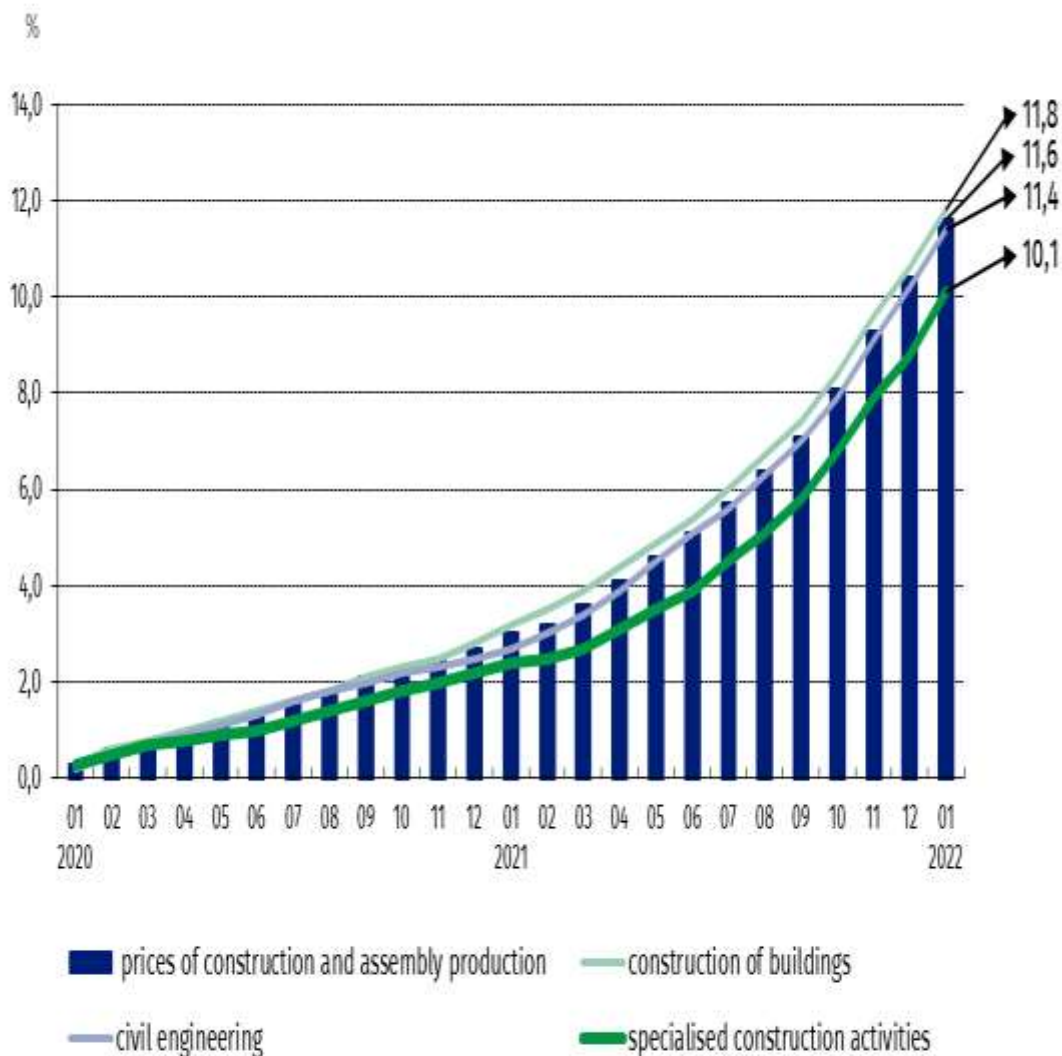
In January 2022 the prices of construction and assembly production compared to the previous month increased by 1.1%

Chart 2. Prices changes of construction and assembly production in 2020-2022 in relation to the same period of the previous year



From March 2021 a growing trend is observed in the prices dynamics of construction and assembly production in annual terms

Chart 3. Prices changes of production and assembly construction by divisions NACE in 2020-2022 in relation to December 2019



Starting from January 2020 the highest prices growth is recorded in construction of buildings

In case of quoting Statistics Poland data, please provide information: “Source of data: Statistics Poland”, and in case of publishing calculations made on data published by Statistics Poland, please include the following disclaimer: “Own study based on figures from Statistics Poland”.







Prepared by:
The Trade and Services Department
Director Ewa Adach-Stankiewicz
Phone: (+48 22) 608 31 24

Issued by:
**The Spokesperson for the President
of Statistics Poland**
Karolina Banaszek
Phone: (+48) 695 255 011

Press Office

Phone: (+48 22) 608 38 04

e-mail: obslugaprasowa@stat.gov.pl

-  www.stat.gov.pl/en/
-  [@StatPoland](https://twitter.com/StatPoland)
-  [@GlownyUrzadStatystyczny](https://www.facebook.com/GlownyUrzadStatystyczny)
-  [gus_stat](https://www.instagram.com/gus_stat)
-  [glownyurządstatystycznygus](https://www.youtube.com/glownyurządstatystycznygus)
-  [glownyurządstatystyczny](https://www.linkedin.com/company/glownyurządstatystyczny)

Related information

[Statistical Bulletin](#)

[News Releases](#)

Data available in databases

[Analytical Platform - Knowledge Databases](#)

[Macroeconomic Data Bank](#)

[Prices indices \(Topics: Prices, Trade\)](#)

Terms used in official statistics

[Price index of construction and assembly production](#)