

Price indices of construction and assembly production in July 2021

19.08.2021



the growth of producer prices in construction in comparison with July 2020

According to preliminary data, in July 2021 the prices of construction and assembly production in comparison with the corresponding month of the previous year increased by 3.9%, and in comparison with June 2021 - by 0.5%.

In July 2021 in comparison with June 2021 the growth of prices was recorded in construction of buildings and in civil engineering by 0.5% each, as well as in specialised construction activities - by 0.4%.

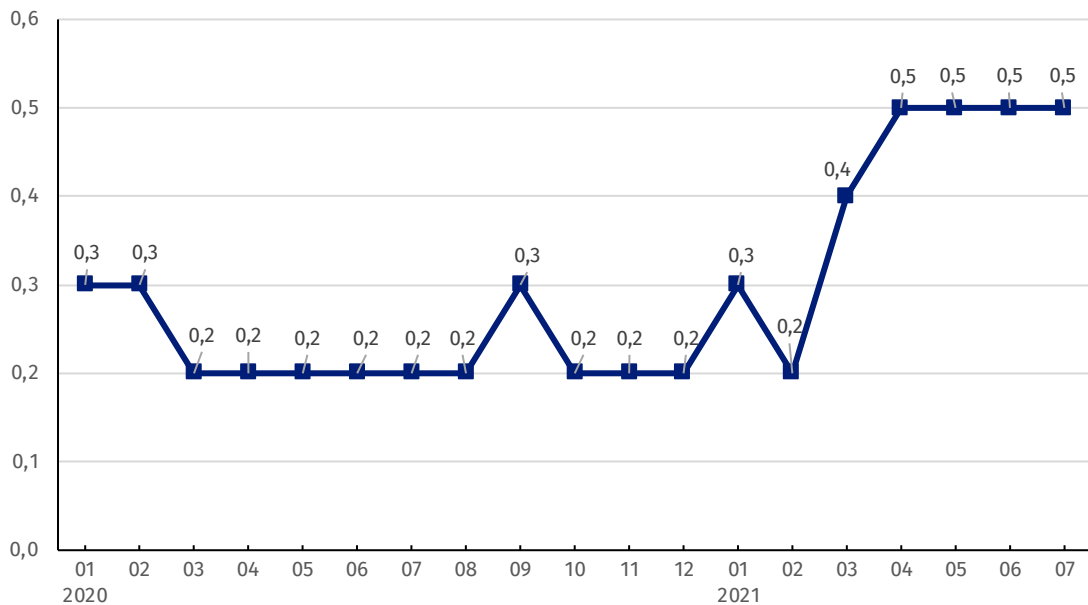
In comparison with July 2020 the increase of prices was noticed in construction of buildings by 4.4%, in civil engineering - by 4.0% as well as in specialised construction activities - by 3.1%.

Table 1. Price indices of construction and assembly production in July 2021

SPECIFICATION	06 2021		07 2021		01-07 2021	
	05 2021=100	corresponding period 2020=100	06 2021=100	12 2020=100	01-07 2020=100	
TOTAL	100.5*	103.6*	103.9	100.5	102.9	103.0
Construction of buildings	100.5	104.1	104.4	100.5	103.1	103.4
Civil engineering	100.6	103.7*	104.0	100.5	103.1	103.1
Specialised construction activities	100.4	102.9	103.1	100.4	102.1	102.4

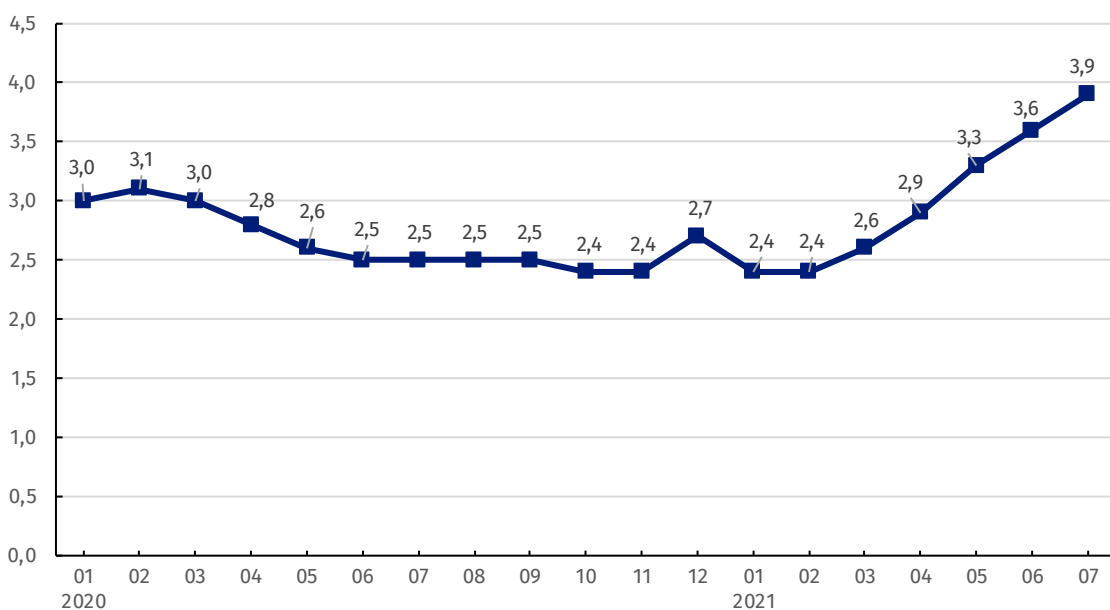
* Data revised.

Chart 1. Prices changes of construction and assembly production in 2020-2021 in relation to the previous period (in %)



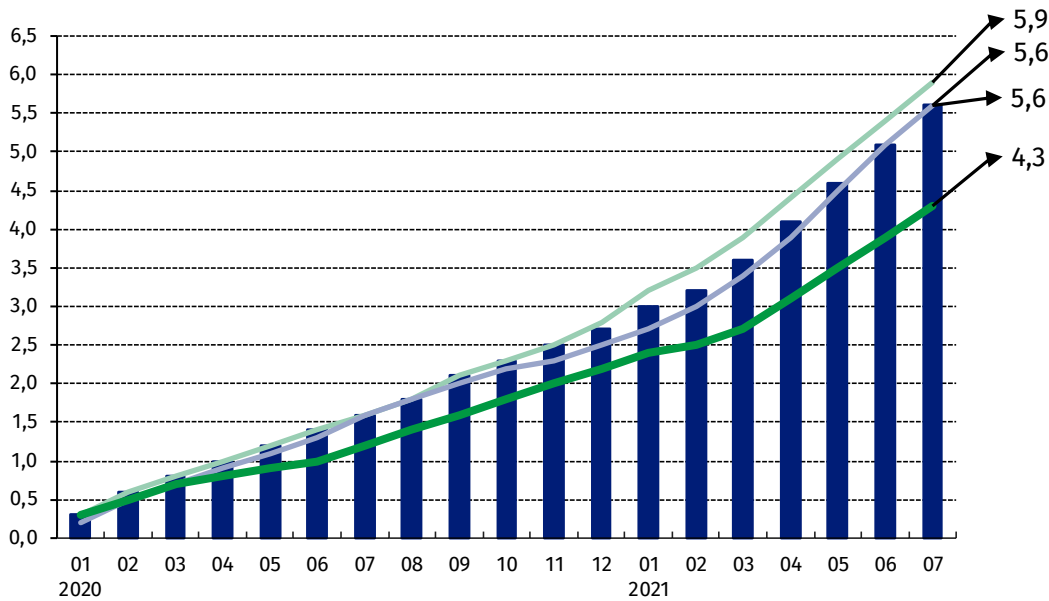
In July, the 0.5% prices growth of construction and assembly production, observed in the three previous months, continued.

Chart 2. Prices changes of construction and assembly production in 2020-2021 in relation to the same period of the previous year (in %)



From March this year a growing trend is observed in the prices dynamics of construction and assembly production in annual term. Their growth in July 2021, according to preliminary data, was the highest in thirteen years.

Chart 3. Prices changes of production and assembly construction by divisions NACE in 2020-2021 in relation to December 2019 (in %)



- prices of construction and assembly production
- construction of buildings
- civil engineering
- specialised construction activities

Starting from January 2020 the highest prices growth is recorded in construction of buildings.

In case of quoting Statistics Poland data, please provide information: "Source of data: Statistics Poland", and in case of publishing calculations made on data published by Statistics Poland, please include the following disclaimer: "Own study based on figures from Statistics Poland".

Prepared by:
The Trade and Services Department
Director Ewa Adach-Stankiewicz
Office: tel. (+48 22) 608 31 24

Issued by:
The Spokesperson for the President
of Statistics Poland
Karolina Banaszek
Mobile: (+48) 695 255 011

Press Office

Office: tel. (+48 22) 608 34 91, 608 38 04

e-mail: obslugaprasowa@stat.gov.pl



www.stat.gov.pl/en/



[@StatPoland](https://twitter.com/StatPoland)



[@GlownyUrzadStatystyczny](https://www.facebook.com/GlownyUrzadStatystyczny)

Related information

[Statistical Bulletin](#)

[News Releases](#)

Data available in databases

[Analytical Platform - Knowledge Databases](#)

[Macroeconomic Data Bank](#)

[Prices indices \(Topics: Prices, Trade\)](#)

Terms used in official statistics

[Price index of construction and assembly production](#)