

# Price indices of construction and assembly production in February 2021

18.03.2021



the growth of producer prices in construction in comparison with February 2020

According to preliminary data, in February 2021 the prices of construction and assembly production in comparison with the corresponding month of the previous year increased by 2.4%, and in comparison with January 2021 - by 0.2%.

In February 2021 in comparison with January 2021 the growth of prices was recorded in construction of buildings by 0.3%, civil engineering - by 0.2% as well as in specialised construction activities - by 0.1%.

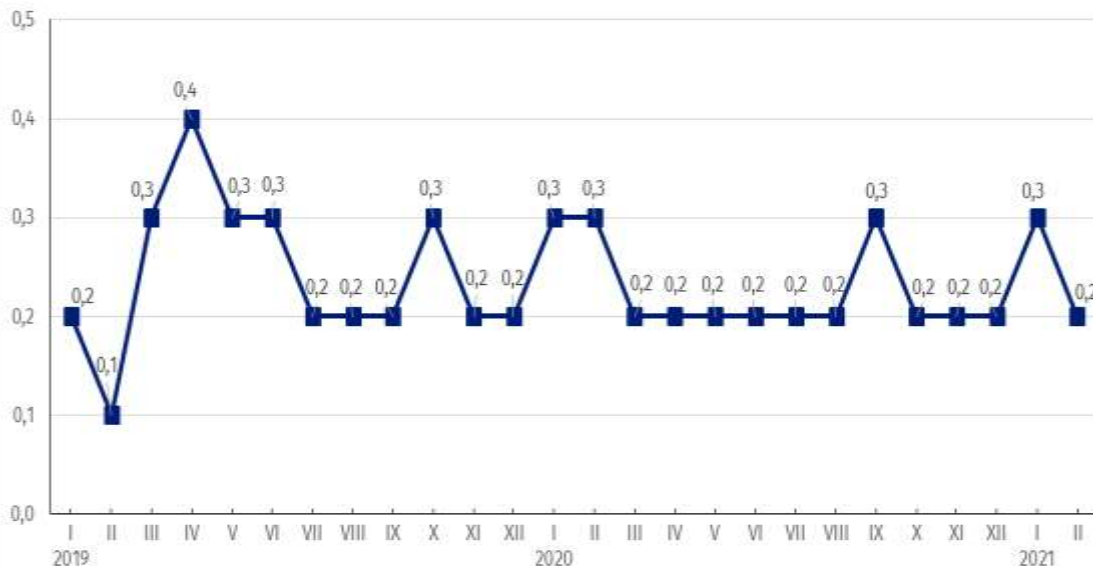
In comparison with February 2020 the increase of prices was noticed in construction of buildings by 2.7% as well as in civil engineering - by 2.4% and in specialised construction activities - by 1.9%.

**Table 1. Price indices of construction and assembly production in February 2021**

SPECIFICATION	I 2021		II 2021		I-II 2021	
	XII 2020=100	corresponding period 2020=100	I 2021=100	XII 2020=100	I-II 2020=100	
<b>TOTAL</b>	<b>100.3*</b>	<b>102.4*</b>	<b>102.4</b>	<b>100.2</b>	<b>100.5</b>	<b>102.4</b>
Construction of buildings	100.4*	102.8*	102.7	100.3	100.7	102.7
Civil engineering	100.2	102.4	102.4	100.2	100.4	102.4
Specialised construction activities	100.2*	102.0*	101.9	100.1	100.3	102.0

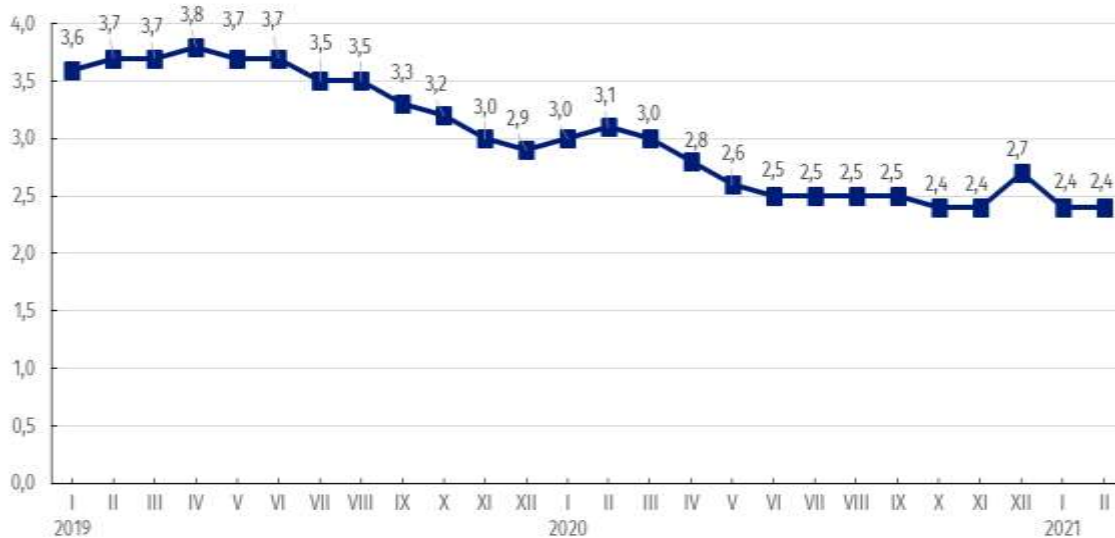
\* Data revised.

**Chart 1. Prices changes of construction and assembly production in 2019-2021 in relation to the previous period ( in %)**



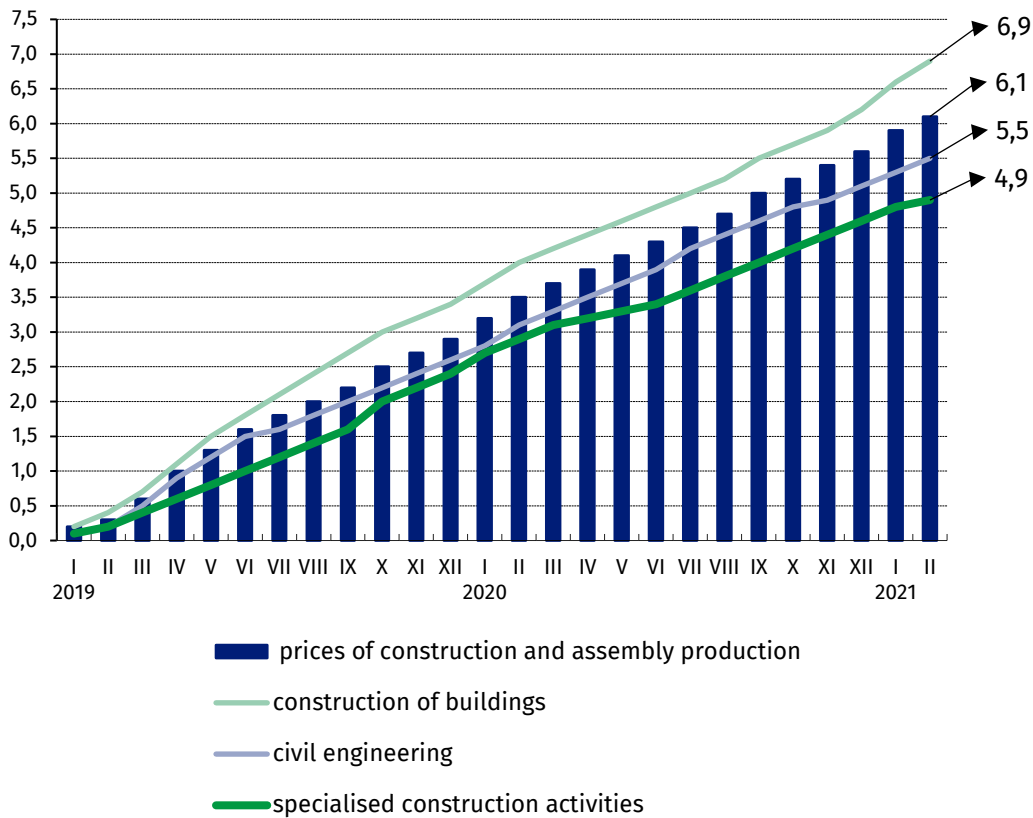
In February 2021 the prices of construction and assembly production increased compared to the previous month by 0.2%

**Chart 2. Prices changes of construction and assembly production in 2019-2021 in relation to the same period of the previous year ( in %)**



In February 2021, similar to January 2021, the prices of construction and assembly production increased in annual term by 2.4%

**Chart 3. Prices changes of production and assembly construction by divisions NACE in 2019-2021 in relation to December 2018 (in %)**



Starting from January 2019 the highest prices growth is recorded in construction of buildings

In case of quoting Statistics Poland data, please provide information: "Source of data: Statistics Poland", and in case of publishing calculations made on data published by Statistics Poland, please include the following disclaimer: "Own study based on figures from Statistics Poland".

Prepared by:

**The Trade and Services Department**

**Director Ewa Adach-Stankiewicz**

Office: tel. (+48 22) 608 31 24

Issued by:

**The Spokesperson for the President  
of Statistics Poland**

**Karolina Banaszek**

Mobile: (+48) 695 255 011

#### **Press Office**

Office: tel. (+48 22) 608 34 91, 608 38 04

**e-mail: [obslugaprasowa@stat.gov.pl](mailto:obslugaprasowa@stat.gov.pl)**



[www.stat.gov.pl/en/](http://www.stat.gov.pl/en/)



[@StatPoland](https://twitter.com/StatPoland)



[@GlownyUrzadStatystyczny](https://www.facebook.com/GlownyUrzadStatystyczny)

#### **Related information**

[Statistical Bulletin](#)

[News Releases](#)

#### **Data available in databases**

[Analytical Platform - Knowledge Databases](#)

[Macroeconomic Data Bank](#)

[Prices indices \(Topics: Prices, Trade\)](#)

#### **Terms used in official statistics**

[Price index of construction and assembly production](#)