

Price indices of construction and assembly production in September 2020

20.10.2020


2.5%

the growth of producer prices in construction in comparison with September 2019

According to preliminary data in September 2020 the prices of construction and assembly production in comparison with the corresponding month of the previous year increased by 2.5% and in comparison with August 2020 - by 0.3%.

In comparison with the previous month the growth of prices was recorded in construction of buildings by 0.3%, civil engineering as well as in specialised construction activities by 0.2% each.

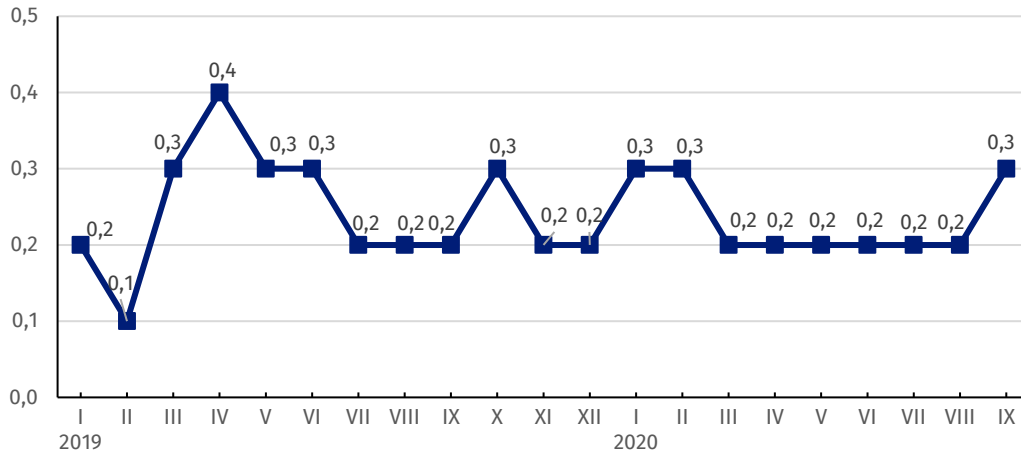
In comparison with September 2019 the increase of prices was noticed in construction of buildings by 2.8%, civil engineering by 2.5% as well as in specialised construction activities by 2.3%.

Table 1. Price indices of construction and assembly production in September 2020

SPECIFICATION	VIII 2020		IX 2020		I-IX 2020	
	VII 2020=100	corresponding period 2019=100	VIII 2020=100	XII 2019=100	I-IX 2019	
TOTAL	100.2*	102.5*	102.5	100.3	102.1	102.7
Construction of buildings	100.2	102.7*	102.8	100.3	102.1	103.1
Civil engineering	100.2*	102.5*	102.5	100.2	102.0	102.6
Specialised construction activities	100.2	102.3	102.3	100.2	101.6	102.4

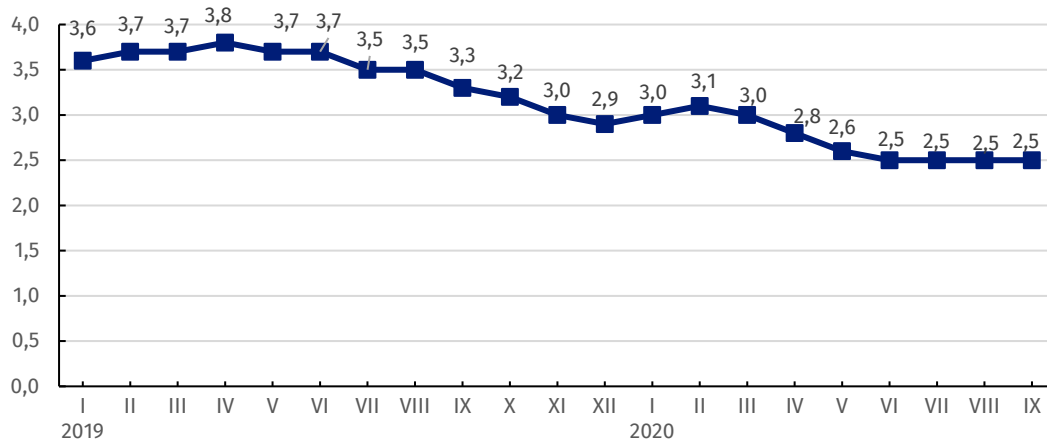
* Data revised.

Chart 1. Prices changes of construction and assembly production in 2019-2020 in relation to the previous period (in %)



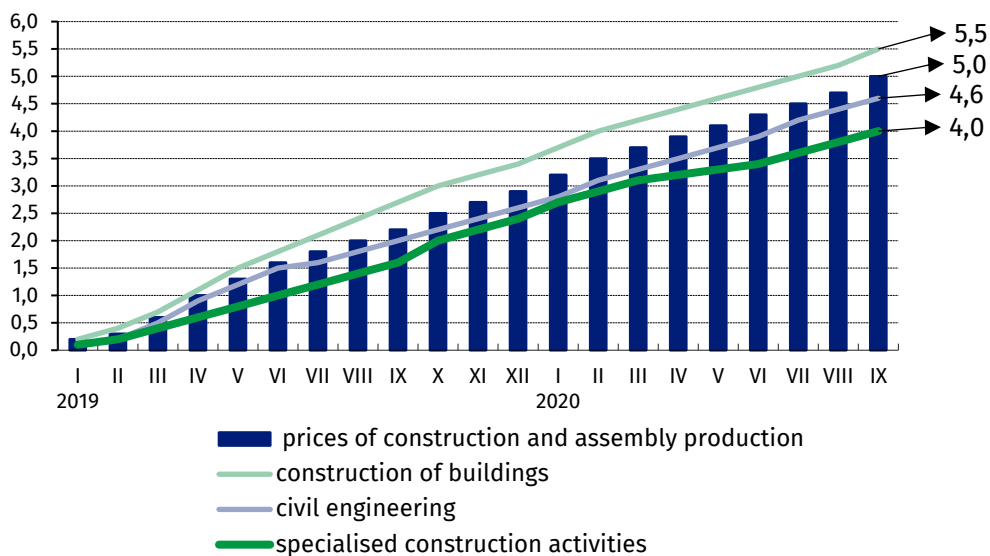
In September 2020, the price increase of construction and assembly production compared to the previous period was slightly higher than in the period March-August this year (0.3%)

Chart 2. Prices changes of construction and assembly production in 2019-2020 in relation to the same period of the previous year (in %)



In September 2020 the prices growth of construction and assembly production in annual term remained at the level observed in the three previous months and amounted to 2.5%

Chart 3. Prices changes of production and assembly construction by divisions NACE in 2019-2020 in relation to December 2018 (in %)



In September this year in relation to December 2018 the highest prices growth was recorded in division of construction of buildings

In case of quoting Statistics Poland data, please provide information: "Source of data: Statistics Poland", and in case of publishing calculations made on data published by Statistics Poland, please include the following disclaimer: "Own study based on figures from Statistics Poland".

Prepared by:

The Trade and Services Department

Director Ewa Adach-Stankiewicz

Office: tel. (+48 22) 608 31 24

Issued by:

**The Spokesperson for the President
of Statistics Poland**

Karolina Banaszek

Mobile: (+48) 695 255 011

Press Office

Office: tel. (+48 22) 608 34 91, 608 38 04

e-mail: obslugaprasowa@stat.gov.pl



www.stat.gov.pl/en/



[@StatPoland](https://twitter.com/StatPoland)



[@GlownyUrzadStatystyczny](https://www.facebook.com/GlownyUrzadStatystyczny)

Related information

[Statistical Bulletin](#)

[News Releases](#)

Data available in databases

[Analytical Platform - Knowledge Databases](#)

[Macroeconomic Data Bank](#)

[Prices indices \(Topics: Prices, Trade\)](#)

Terms used in official statistics

[Price index of construction and assembly production](#)