

# Statistics Poland information on the updated 2022-2023 quarterly GDP estimate

**18.04.2024**

## Statistics Poland presents updated GDP estimate (annual and quarterly) for years 2022-2023.

The released data on GDP and its elements was revised in comparison with the previously published estimates on 29.02.2024 due to:

- making the final estimate of GDP for 2022,
- taking into account more complete information about the results for the whole 2023 year in terms of corporate finance, foreign trade in goods and services, developing data for April general government deficit and debt needs and the related revision of the non-financial quarterly accounts as well as the use of available data from administrative sources.

The result of the revised estimate of gross domestic product (annual and quarterly) are changes in absolute levels and growth rates of real GDP and its components.

The table below shows changes for volume growth rates of GDP seasonally adjusted compared to the figures published on 29.02.2024

**Table 1. Seasonally adjusted GDP growth rate, constant prices at reference year 2015; changes**

Specification	2021				2022				2023			
	Q1	Q2	Q3	Q4	Q1	Q2	Q3	Q4	Q1	Q2	Q3	Q4
	previous quarter = 100											
GDP growth rate of 29.02.2024	102.3	102.5	102.1	102.0	103.2	99.0	100.4	98.5	100.7	99.9	101.1	100.0
GDP growth rate of 18.04.2024	102.2	102.6	102.1	102.1	103.4	99.1	100.4	98.5	100.8	99.8	101.1	100.0
Differences	-0.1	+0.1	0.0	+0.1	+0.2	+0.1	0.0	0.0	+0.1	-0.1	0.0	0.0
	corresponding period of the previous year = 100											
GDP growth rate of 29.02.2024	99.4	112.1	107.2	109.2	110.1	106.4	104.7	101.1	98.7	99.6	100.3	101.7
GDP growth rate of 18.04.2024	99.3	112.2	107.2	109.3	110.5	106.8	105.1	101.4	98.9	99.5	100.2	101.7
Differences	-0.1	+0.1	0.0	+0.1	+0.4	+0.4	+0.4	+0.3	+0.2	-0.1	-0.1	0.0

The table 2 presents changes for volume growth rates of GDP and selected components seasonally unadjusted for 2022-2023 compared to data published on 29.02.2024.

**Table 2. Seasonally unadjusted GDP growth rate and selected categories, constant average prices of the previous year; changes**

Specification	2022					2023				
	Q1	Q2	Q3	Q4	Q1-4	Q1	Q2	Q3	Q4	Q1-4
GDP growth rate of 29.02.2024	108.8	106.3	104.1	102.5	105.3	99.7	99.4	100.5	101.0	100.2
GDP growth rate of 18.04.2024	109.2	106.6	104.5	102.8	105.6	99.6	99.4	100.5	101.0	100.2
Differences	+0.4	+0.3	+0.4	+0.3	+0.3	-0.1	0.0	0.0	0.0	0.0
Gross value added growth rate of 29.02.2024	108.9	106.3	104.4	103.1	105.5	100.9	100.8	100.8	101.4	101.0
Gross value added growth rate of 18.04.2024	109.3	106.5	104.8	103.4	105.9	100.8	101.0	101.1	101.7	101.2
Differences	+0.4	+0.2	+0.4	+0.3	+0.4	-0.1	+0.2	+0.3	+0.3	+0.2
Domestic uses growth rate of 29.02.2024	110.8	107.4	103.1	101.0	105.2	95.2	97.1	94.8	97.7	96.2
Domestic uses growth rate of 18.04.2024	111.1	106.7	103.1	101.3	105.2	95.2	97.4	95.9	98.5	96.8
Differences	+0.3	-0.7	0.0	+0.3	0.0	0.0	+0.3	+1.1	+0.8	+0.6
Household expenditure growth rate of 29.02.2024	108.8	108.5	102.9	101.0	105.2	98.0	97.2	100.8	99.9	99.0
Household expenditure growth rate of 18.04.2024	108.9	108.7	103.0	101.2	105.4	98.2	97.1	100.8	100.0	99.0
Differences	+0.1	+0.2	+0.1	+0.2	+0.2	+0.2	-0.1	0.0	+0.1	0.0
Investments growth rate of 29.02.2024	105.1	106.5	102.5	105.6	104.9	106.8	110.5	107.2	108.7	108.4
Investments growth rate of 18.04.2024	106.2	99.5	99.8	104.9	102.7	106.0	116.5	111.3	115.8	113.1
Differences	+1.1	-7.0	-2.7	-0.7	-2.2	-0.8	+6.0	+4.1	+7.1	+4.7

The revised GDP estimate for 2022-2023 also influenced changes in the structure of the contribution to economic growth of the components. A comparison of the changes is presented in the table 3.

**Table 3. Changes in contribution to GDP growth (percentage points)**

Specification	2022					2023				
	Q1	Q2	Q3	Q4	Q1-4	Q1	Q2	Q3	Q4	Q1-4
GDP, data from 29.02.2024	8.8	6.3	4.1	2.5	5.3	-0.3	-0.6	0.5	1.0	0.2
GDP, data from 18.04.2024	9.2	6.6	4.5	2.8	5.6	-0.4	-0.6	0.5	1.0	0.2
Differences	+0.4	+0.3	+0.4	+0.3	+0.3	-0.1	0.0	0.0	0.0	0.0
Domestic uses, data from 29.02.2024	10.3	7.0	3.0	0.9	5.1	-4.9	-2.7	-5.4	-2.3	-3.7
Domestic uses, data from 18.04.2024	10.5	6.4	3.0	1.2	5.0	-4.8	-2.5	-4.0	-1.4	-3.1
Differences	+0.2	-0.6	0.0	+0.3	-0.1	+0.1	+0.2	+1.4	+0.9	+0.6
Household expenditure, data from 29.02.2024	5.3	4.8	1.6	0.5	2.9	-1.3	-1.6	0.5	0.0	-0.6
Household expenditure, data from 18.04.2024	5.3	4.9	1.7	0.6	3.0	-1.1	-1.7	0.5	0.0	-0.5
Differences	0.0	+0.1	+0.1	+0.1	+0.1	+0.2	-0.1	0.0	0.0	+0.1
Investments, data from 29.02.2024	0.7	1.0	0.4	1.2	0.8	0.9	1.5	1.2	2.0	1.4
Investments, data from 18.04.2024	0.8	0.0	0.0	1.0	0.4	0.8	2.3	1.8	3.6	2.1
Differences	+0.1	-1.0	-0.4	-0.2	-0.4	-0.1	+0.8	+0.6	+1.6	+1.7
Net exports, data from 29.02.2024	-1.5	-0.7	1.1	1.6	0.2	4.6	2.1	5.9	3.3	3.9
Net exports, data from 18.04.2024	-1.3	0.2	1.5	1.6	0.6	4.4	1.9	4.5	2.4	3.3
Differences	+0.2	+0.9	+0.4	0.0	+0.4	-0.2	-0.2	-1.4	-0.9	-0.6

The attached Excel tables present quarterly data for 2021-2023.

The tables 1 and 2 presents volume growth rate of GDP and main aggregates at constant prices of 2015 seasonally unadjusted, seasonally adjusted as well as trend figures.

Detailed data for GDP time series and its elements at current prices as well as volume growth rates at constant average prices of the previous year (corresponding quarter of the previous year = 100) is presented in tables 3 and 4.

Table 5 includes contribution of individual categories to GDP growth.

In the case of quoting data from Statistics Poland, please provide information: "Source of Statistics Poland data" and in the case of publishing calculations made using data published by Statistics Poland, please provide information: "Own study based on Statistics Poland data".







Prepared by:  
**National Accounts Department**  
**Director Anita Perzyna**  
Phone: (+48 22) 608 31 17

Issued by:  
**The Spokesperson for the President  
of Statistics Poland**  
**Karolina Banaszek**  
Phone: (+48) 695 255 011

**Press Office**

Phone: (+48 22) 608 38 04

**e-mail: [obslugaprasowa@stat.gov.pl](mailto:obslugaprasowa@stat.gov.pl)**

-  [stat.gov.pl/en/](https://stat.gov.pl/en/)
-  [@StatPoland](https://twitter.com/StatPoland)
-  [@GlownyUrzadStatystyczny](https://www.facebook.com/GlownyUrzadStatystyczny)
-  [gus\\_stat](https://www.instagram.com/gus_stat)
-  [glownyurządstatystycznygus](https://www.youtube.com/glownyurządstatystycznygus)
-  [glownyurządstatystyczny](https://www.linkedin.com/company/glownyurządstatystyczny)

**Related information**

[Gross Domestic Product in the fourth quarter of 2023. Preliminary estimate](#)

**Data available in databases**

[Knowledge database-National Accounts](#)

**Terms used in official statistics**

[Gross domestic product](#)

[Gross value added](#)

[Gross capital formation](#)