

Therapeutic activities of health resort facilities and inpatient rehabilitation facilities in 2020

09.06.2021


50.0%

Decrease in the number of inpatients in health resort facilities compared to 2019

At the end of 2020, there were operating 260 health resort facilities. 427.9 thousand patients were admitted to health resort facilities during a year, of which 391.4 thousand were inpatients. 36.4 thousand inpatients were treated in 35 inpatient rehabilitation facilities.

Due to the outbreak of the COVID-19 epidemic, in 2020, temporary restrictions were introduced in performing medical activities, including the suspension of services in the field of health resort treatment and therapeutic rehabilitation (from 14 March to 14 June 2020 and from 24 October 2020 until 10 March 2021). The rules for patients' stay in spas were also changed – from 15 June 2020 the condition for starting health resort treatment was a negative result of the diagnostic test for SARS-CoV-2. The presented data show the impact of the COVID-19 epidemic on therapeutic activities in health resort facilities and inpatient rehabilitation facilities in 2020.

Health resort facilities

At the end of 2020, there were operating 45 health resort hospitals (of which 6 for children), 185 health resort sanatoria (of which 2 health resort sanatoria for children and 1 sanatoria in underground mining excavations), 10 outpatient health resort units and 20 natural healing centres which conduct their treatment in health resort complexes¹.

At the end of the year there were almost 45 thousand health resort beds in health resort hospitals and sanatoria (the decrease by 1.0% compared to the previous year). 391.4 thousand inpatients were treated during the year (by 50.0% less in relation to 2019). Women accounted for 59.4% of the total inpatients being treated, while people aged 65 years and more – 47.3%. Average stay of inpatients was 15.5 days.

The most inpatients were treated in health resort facilities in Zachodniopomorskie Voivodship (107.9 thousand persons) followed by Kujawsko-Pomorskie (77.8 thousand) and Dolnośląskie (49.2 thousand). In total, 60% of inpatients were admitted in these three voivodships.

At the national level the share of foreigners in inpatients was more than 5%. The vast majority of foreigners (above 94%) were admitted to health resort facilities in two voivodships: Zachodniopomorskie and Dolnośląskie.

391.4 thousand inpatients and 36.5 thousand outpatients were treated in health resort facilities

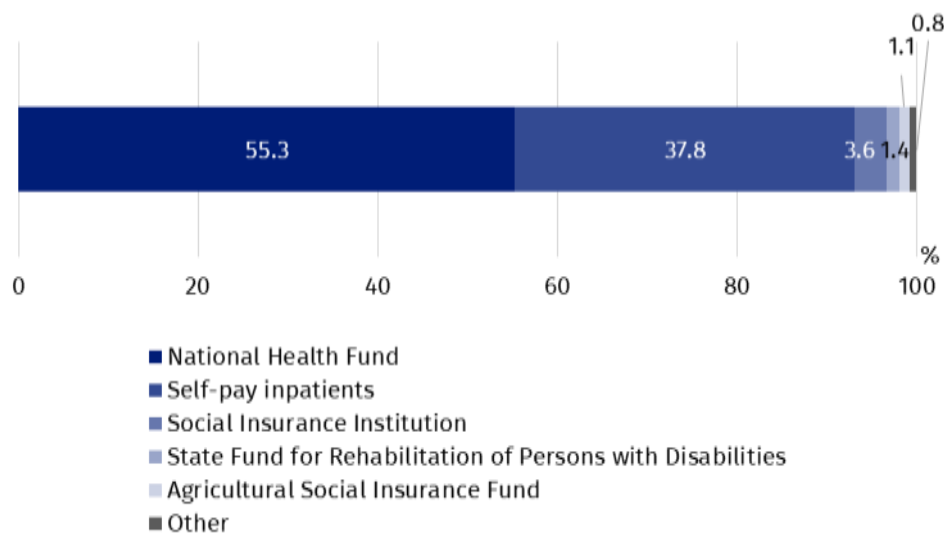
¹ Medical services provided in natural healing centres operating as a functional unit of the health resort hospital, sanatorium or outpatient health resort unit, are counted together with the main unit.

Table 1. Activities of health resort facilities by type of facility in 2020

SPECIFICATION	Health resort hospitals	Health resort sanatoria	Outpatient health resort units	Natural healing centres
Health resort facilities (as of 31 December)	45	185	10	20
Beds in thousands (as of 31 December)	8.8	36.1	–	–
Inpatients in thousands	65.8	325.6	–	–
Average stay of inpatients (in days)	19.1	14.8	–	–
Outpatients in thousands	3.9	9.6	10.5	12.6

In 2020, more than 55% of inpatients were subsidized by National Health Fund (by 2.8 pp more than in 2019). However, self-pay inpatients were almost 38% of inpatients (by 0.5 pp less than in the previous year).

Chart 1. The structure of inpatients treated in health resort facilities by type of financing in 2020



In 2020, 36.5 thousand outpatients were treated in health resort facilities (by almost 52% less than in the previous year). Above 63% of patients were admitted to outpatient health resort units and natural healing centres.

Table 2. Activities of health resort facilities by voivodships in 2020

VOIVODSHIPS	Beds (as of 31 December)	Inpatients	Outpatients	Average stay of inpatients (in days)
	in thousands			
POLSKA	44.9	391.4	36.5	15.5
Dolnośląskie	5.9	49.2	7.7	15.7
Kujawsko-pomorskie	8.1	77.8	8.0	15.9
Lubelskie	1.4	10.9	0.8	17.7
Łódzkie	0.1	1.2	0.3	15.3
Małopolskie	6.0	44.0	6.1	16.2
Mazowieckie	0.2	1.5	0.5	22.1
Podkarpackie	4.1	30.5	2.0	18.7
Podlaskie	0.4	5.3	0.4	10.1
Pomorskie	2.1	13.6	1.6	14.8
Śląskie	2.6	16.8	0.3	17.5
Świętokrzyskie	3.0	29.3	3.3	16.7
Warmińsko-mazurskie	0.5	3.5	–	18.7
Zachodniopomorskie	10.6	107.9	5.5	13.3

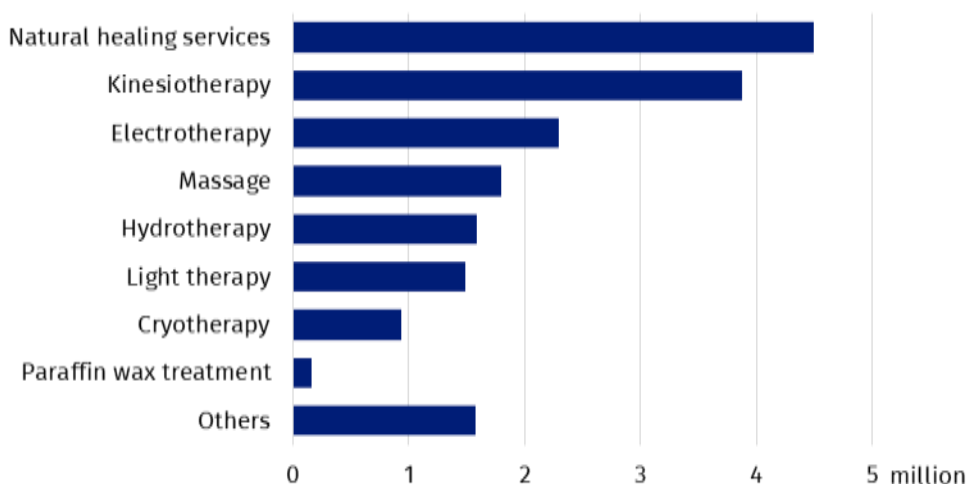
Note: In three voivodships (Lubuskie, Opolskie, Wielkopolskie) the health resort facilities do not occur.

In 2020, 18.2 million medical services were provided in health resort facilities (by 52.5% less than in 2019). As in the previous year, most medical services belonged to natural healing services (24.7%), among which peat treatments (11.2%) and mineral baths (7.4%) predominated. Kinesiotherapy (21.3%), electrotherapy (12.6%) and massage (9.9%) were also popular.

The most inpatients were treated in health resort facilities in Zachodniopomorskie Voivodship (107.9 thousand persons)

18.2 million medical services were provided in health resort facilities

Chart 2. Medical services provided in health resort facilities in 2020



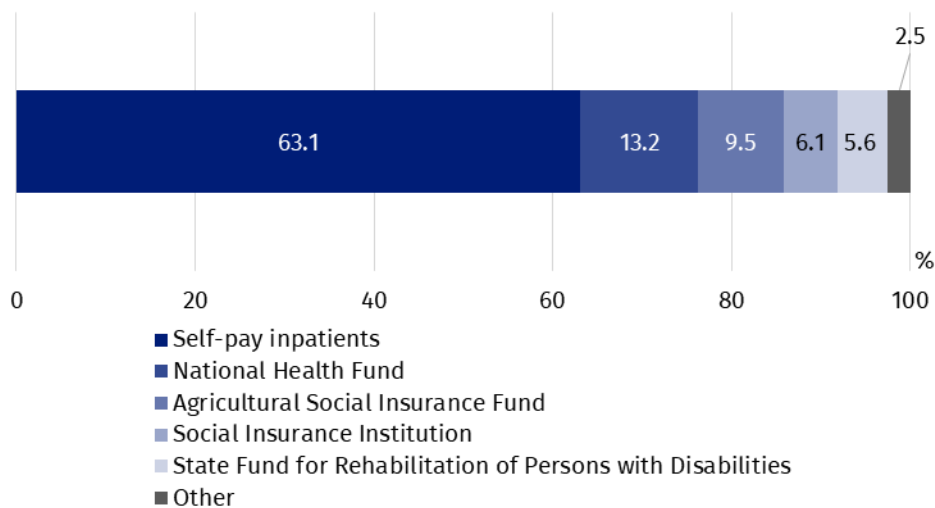
Inpatient rehabilitation facilities

At the end of 2020, 35 inpatient rehabilitation facilities² were operating in which there were 3.7 thousand health resort beds. During the year 36.4 thousand patients were admitted (by 50.8% less than in the previous year), of whom 32.6 thousand inpatients and 3.8 thousand outpatients.

36.4 thousand patients were treated in inpatient rehabilitation facilities

Women accounted for 59.6% of the total inpatients being treated, while people aged 65 years and more – 45.4%. Average stay of inpatients was above 13 days.

Chart 3. The structure of inpatients treated in inpatient rehabilitation facilities by type of financing in 2020



In inpatient rehabilitation facilities, most inpatients treated belonged to self-pay inpatients – 20.6 thousand persons. Of institutions subsidized inpatients, the National Health Fund subsidized 4.3 thousand persons, the Agricultural Social Insurance Fund – 3.1 thousand and the Social Insurance Institution – 2.0 thousand.

1.4 million medical services were provided in inpatient rehabilitation facilities during 2020, most of them belonged to kinesiotherapy (38.2%).

In the case of quoting data from the Statistics Poland, please provide information: "Statistics Poland data source", and in the case of publishing calculations made on data published by the Statistics Poland, please provide information: "Own study based on Statistics Poland data".

² There were active both within and outside health resort gminas.

Prepared by:
Statistical Office in Kraków
Director Agnieszka Szlubowska
Office: tel. (+48 12) 420 40 50

Issued by:
**The Spokesperson for the President
of Statistics Poland**
Karolina Banaszek
Mobile: (+48) 695 255 011

Press Office

Office: tel. (+48 22) 608 34 91, 608 38 04

e-mail: obslugaprasowa@stat.gov.pl



www.stat.gov.pl/en/



[@StatPoland](https://twitter.com/StatPoland)



[@GlownyUrzadStatystyczny](https://www.facebook.com/GlownyUrzadStatystyczny)

Related information

[Health and health care in 2019](#)

[Methodological report. Health and health care statistics – Statistics Poland’s reports](#)

Data available in databases

[Local Data Bank -> Health care, social welfare and benefits to the family](#)

[Knowledge Databases ->Health and Health care](#)

Terms used in official statistics

[Patient in health resort](#)

[Health resort treatment](#)

[Health resort facility](#)