

# Emergency rescue services activity in 2020

29.07.2021

**↑ 13.8%**

Increase in the number of interventions of fire brigades in 2020 compared to 2019

**In 2020, fire brigades intervened in 583.3 thousand events. Interventions concerned 128.8 thousand fire events, 413.9 thousand local threats, and 40.6 thousand false alarms.**

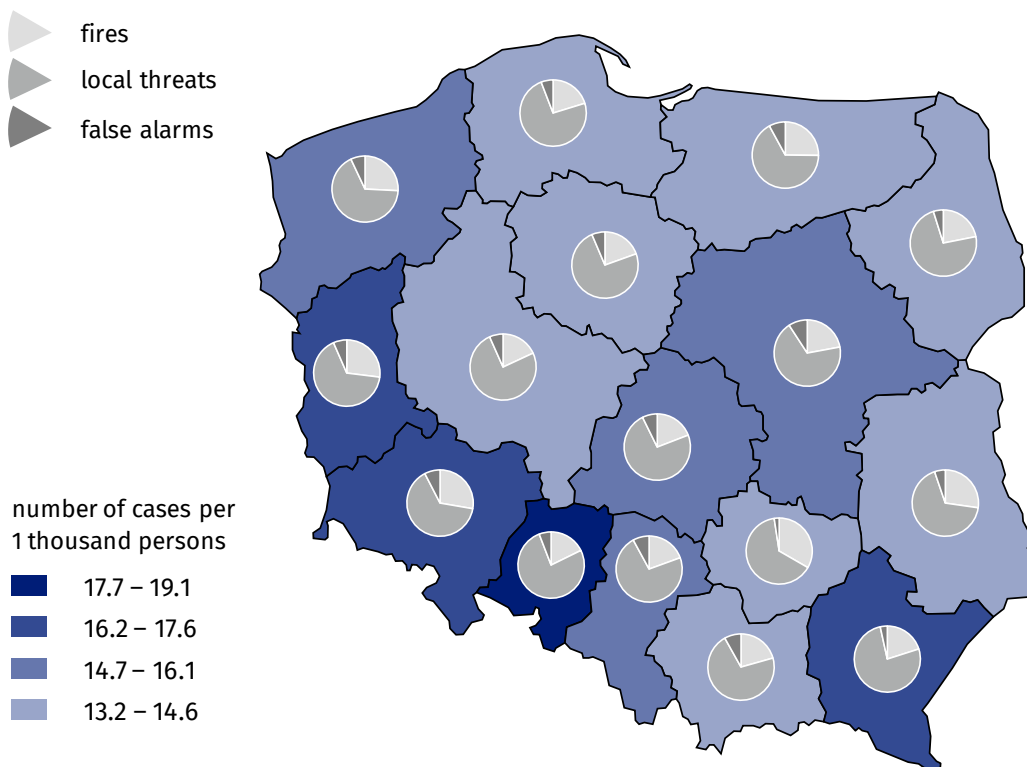
**Police services intervened 483 times in the drowning accidents. 460 people died, including 48 women.**

**Water life rescue services carried out 2 136 rescue actions.**

## Fire safety

In 2020, throughout the country, fire brigades intervened in 583.3 thousand events (increase by 13.8% in comparison with 2019). Most of the interventions of fire brigades were recorded in Mazowieckie Voivodship (86.4 thousand), the lowest number of events was recorded in Podlaskie Voivodship (15.7 thousand). Indicator of the number of events requiring intervention of fire brigades per 1 thousand persons, reached the highest level in Opolskie Voivodship (19.1), and the lowest in Lubelskie Voivodship (13.2).

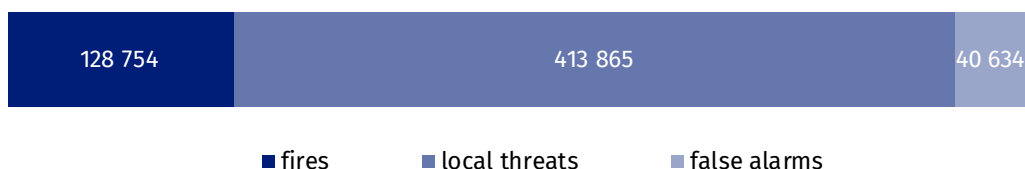
**Map 1. Interventions of fire brigades in 2020**



Source: National Headquarters of the State Fire Service.

Interventions 413.9 thousand local threats (by 30.9% more than in 2019), 128.8 thousand fires (by 16.1% less than in 2019) and 40.6 thousand false alarms (by 5.1% less).

**Chart 1. Number of interventions of fire brigades in 2020**



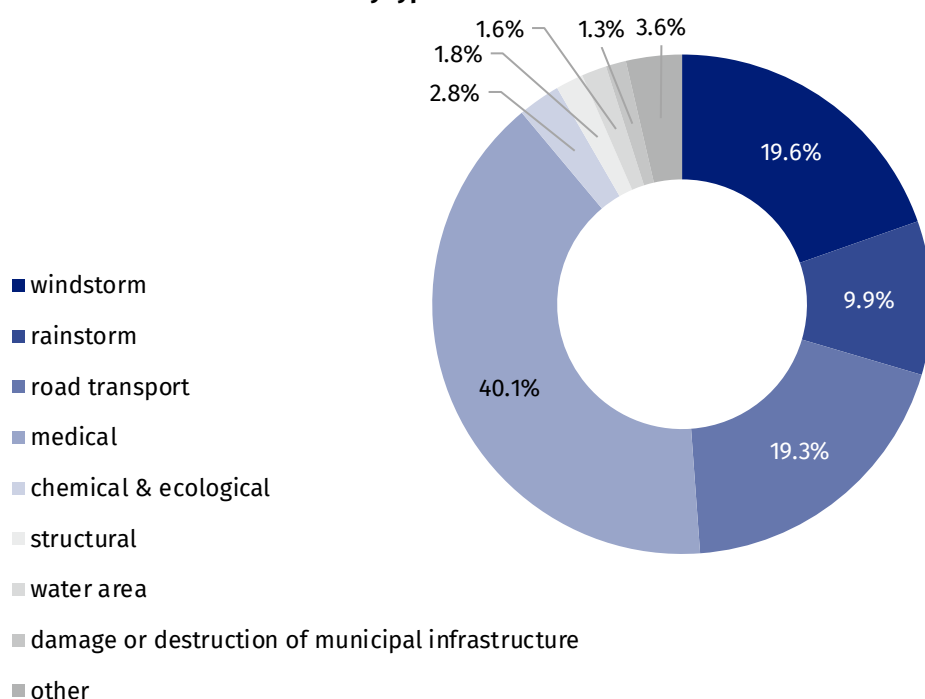
Source: National Headquarters of the State Fire Service.

In terms of the size of fires, 95.3% of all fires were recognised as small fires (122.7 thousand), whereas 91 events were classified as very big fires.

In case of local threats per 1 thousand persons, requiring the participation of fire brigades, the highest value of the indicator was in Opolskie Voivodship (14.6), the lowest value was in Lubelskie Voivodship (8.9). The most common local threats requiring the intervention of fire brigades were medical incidents (130.4 thousand), these events recorded the largest increase in the number of interventions compared to 2019 (by 384.2%).

In 2020, 95.3% of all fires were recognised as small fire

**Chart 2. Structure of local threats by type in 2020**

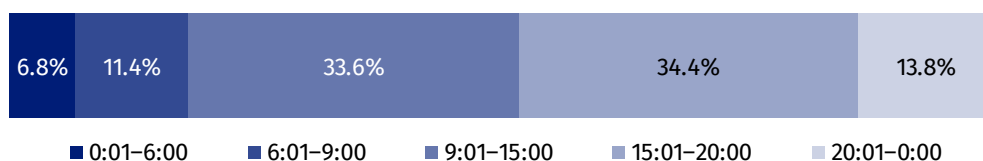


The most common local threats requiring the participation of fire brigades were medical incidents (40.1% of cases)

Source: National Headquarters of the State Fire Service.

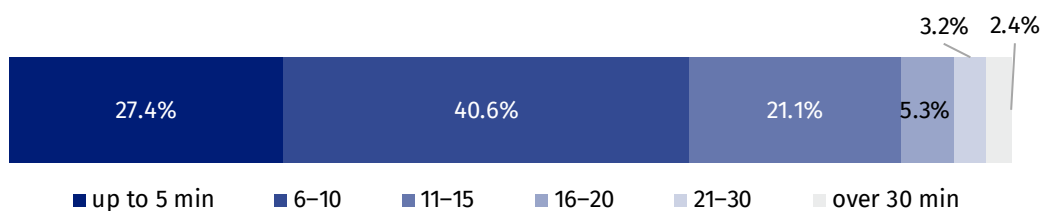
As well as in previous years, more than a half of false alarms (55.8%) were reported in good faith.

**Chart 3. Structure of events requiring intervention of fire brigade by time of spotting in 2020**



Source: National Headquarters of the State Fire Service.

**Chart 4. Structure of events requiring intervention of fire brigades by drive time in 2020**

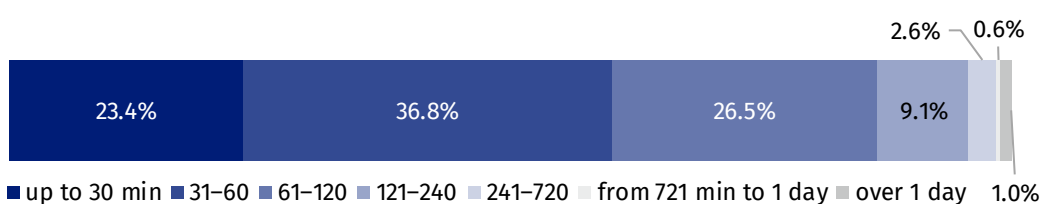


Source: National Headquarters of the State Fire Service.

The most frequent drive time of fire brigades to the scene of the incident was from 6 to 10 minutes (40.6% of events). Drive times longer than 30 minutes accounted for 2.4% of all interventions.

Most often, the drive time of fire brigades to the scene of the incident was from 6 to 10 minutes (40.6%)

**Chart 5. Structure of events requiring intervention of fire brigades by time of intervention in 2020**



Source: National Headquarters of the State Fire Service.

The most of interventions of fire brigades took from 31 to 60 minutes. 3 950.1 thousand firefighters were involved in interventions of fire brigades, including 1 928.4 thousand volunteer firefighters, 972.7 thousand vehicles were used in rescue actions, of which 741.4 thousand fire engines. As a result of fires and local threats, 6.3 thousand persons died, and 49.6 thousand were injured.

The most frequent duration of rescue operation by fire brigades was from 31 to 60 minutes (36.8% of cases)

**Table 1. Events involving fire brigades in 2020**

Voivodships	Total	Fires	Local threats	False alarms
<b>POLAND</b>	<b>583 253</b>	<b>128 754</b>	<b>413 865</b>	<b>40 634</b>
Dolnośląskie	49 192	13 634	31 827	3 731
Kujawsko-pomorskie	28 768	5 612	21 310	1 846
Lubelskie	27 835	7 593	18 783	1 459
Lubuskie	17 541	4 731	11 659	1 151
Łódzkie	37 442	7 164	27 547	2 731
Małopolskie	45 599	9 811	33 926	3 862
Mazowieckie	86 415	19 087	59 392	7 936
Opolskie	18 687	3 312	14 283	1 092
Podkarpackie	35 675	7 157	27 289	1 229
Podlaskie	15 664	3 428	11 479	757
Pomorskie	32 097	6 497	23 721	1 879
Śląskie	72 095	14 012	52 350	5 733
Świętokrzyskie	17 143	5 712	11 016	415
Warmińsko-mazurskie	19 116	4 811	12 783	1 522
Wielkopolskie	50 757	9 176	38 226	3 385
Zachodniopomorskie	27 197	7 017	18 274	1 906

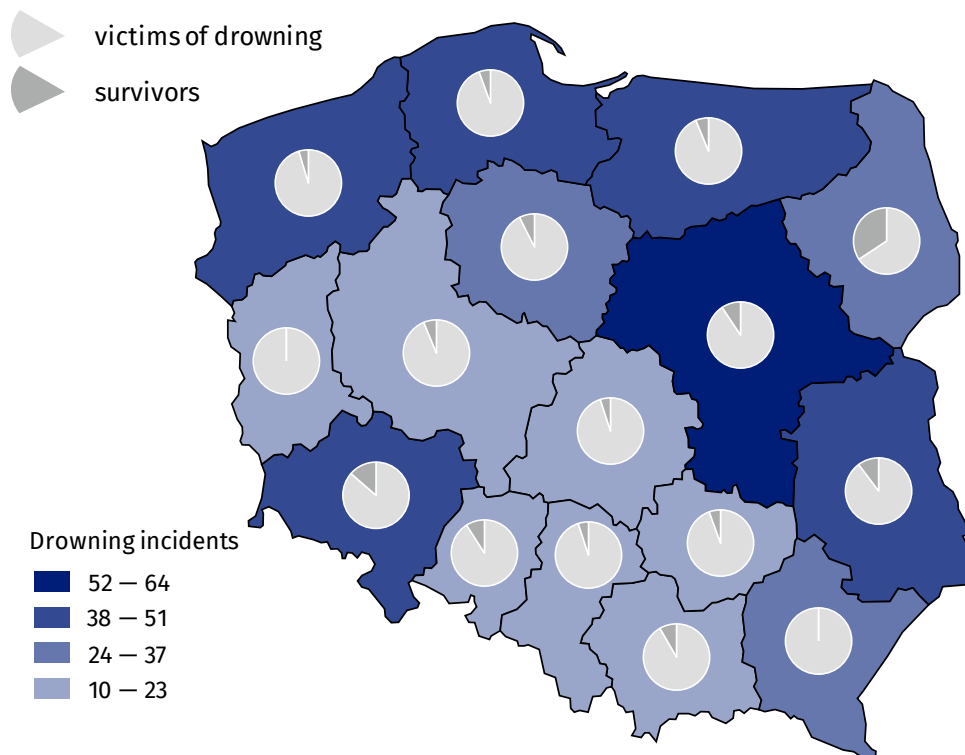
Source: National Headquarters of the State Fire Service.

## Drowning events<sup>1</sup>

In 2020, 483 drowning events were reported to the police (by 2.5% more than in 2019), resulting in 460 deaths (by 0.9% more than in the previous year), including 48 women. Most victims of drowning events were recorded in Mazowieckie Voivodship (58). The next, in terms of the number of victims of drowning, were Pomorskie Voivodship (51) and Warmińsko-mazurskie Voivodship (45). The smallest number of victims of drowning were recorded in Lubuskie and Opolskie Voivodships (10 in each).

In 2020, 460 persons drowned, by 4 persons more than in the previous year

**Map 2. Drowning incidents by voivodships in 2020**

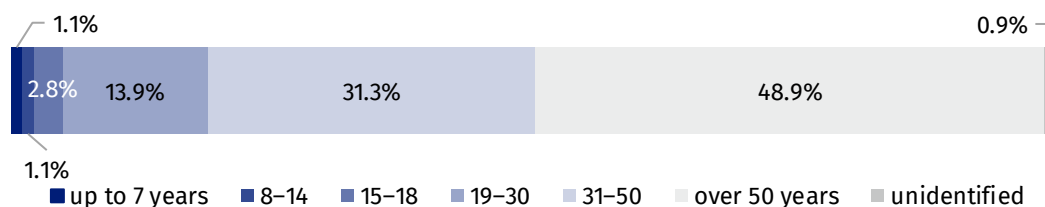


Source: National Headquarters of Police.

Persons over 50 years of age were most frequent victims of drowning (225 persons), while children under 7 years of age were the least frequent victims (5 persons).

225 victims of drowning were over 50 years of age (48.9% of all victims of drowning)

**Chart 6. Structure of victims of drowning by age in 2020**



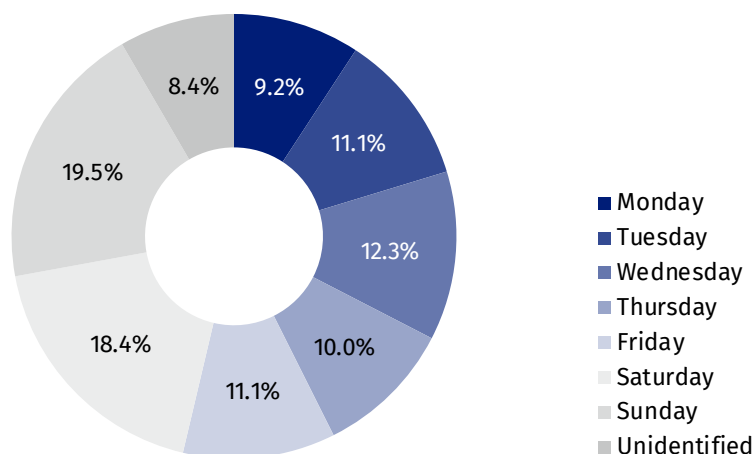
Source: National Headquarters of Police.

Weekends were most frequent days of drowning – on Saturdays (90), on Sundays (105). The lowest number of drowning was recorded on Tuesdays (43).

Most of the drowning events occurred at the weekends

<sup>1</sup> Data based on events reported to the Police.

**Chart 7. Structure of drowning incidents by days of the week in 2020**



Source: National Headquarters of Police.

Most of victims drowned in rivers (117). The biggest number of victims of drowning in the rivers was recorded in Dolnośląskie Voivodship (20), the smallest number of victims of drowning was recorded in Wielkopolskie Voivodship (1). 111 persons drowned in lakes. The biggest number of victims of drowning in the lakes was recorded in Warmińsko-mazurskie Voivodship (32), while in Dolnośląskie and Łódzkie voivodships no victim of drowning was recorded. 25 persons drowned in the sea, i.e. by 4 more than in 2019, (18 victims in Pomorskie Voivodship and 7 victims in Zachodniopomorskie Voivodship).

In 320 events of drowning (69.6%), state of consciousness (i.e. sober, intoxicated or under influence of drugs) could not be determined. At the moment of the incident, 117 drowning victims were intoxicated and 22 were sober..

The most of people were drowned in the rivers (117 cases)

**Table 2. Drowning incidents in 2020**

Voivodships	Total	Of which	
		victims of drowning	survivors
<b>POLAND</b>	<b>483</b>	<b>460</b>	<b>45</b>
Dolnośląskie	44	38	6
Kujawsko-pomorskie	26	25	2
Lubelskie	39	35	4
Lubuskie	10	10	-
Łódzkie	20	19	1
Małopolskie	23	22	2
Mazowieckie	63	58	6
Opolskie	11	10	1
Podkarpackie	32	32	-
Podlaskie	29	23	12
Pomorskie	51	51	3
Śląskie	19	19	1
Świętokrzyskie	17	17	1
Warmińsko-mazurskie	43	45	3
Wielkopolskie	15	15	1
Zachodniopomorskie	41	41	2

45 persons were rescued from drowning incidents

Source: National Headquarters of Police.

### Actions of water rescue services<sup>2</sup>

As of 31 December 2020, 116 entities received permission to water rescue service and they consisted of 12 467 water lifeguards.


2 136 rescue operations were taken, the most in the inland and coastal water area (1 513).

In places occasionally used for swimming, 79 rescue operations were recorded, while 332 occurred on bathing beaches.

In 2020, 116 entities were entitled to water rescue

Water lifeguards carried out 2 136 rescue operations

**Chart 8. Structure of rescue operations to save drowning people by place of occurrence in 2020**



Source: Ministry of Interior and Administration.

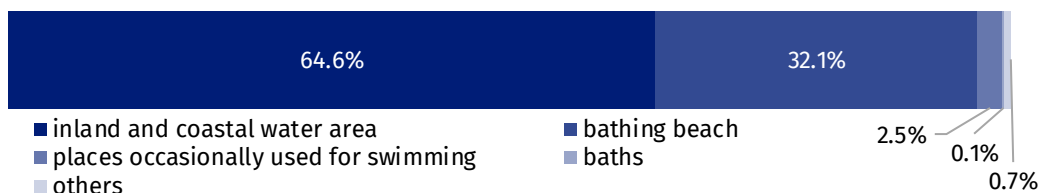
Water lifeguards carried out 4 644 actions requiring professional first aid. Most rescue actions occurred in the inland and coastal water area (1 765), such interventions were the least frequent in places occasionally used for swimming (95).

756 actions dealt with transporting victims of the incidents or in danger of drowning to the State Medical Emergency.<sup>3</sup>

Water lifeguards took part in 747 actions of searching for missing people. Water lifeguards saved 1 956 persons.

Water lifeguards saved 1 956 drowning persons

**Chart 9. Structure of the search for missing persons in the water area in 2020**



Source: Ministry of Interior and Administration.

In 2020, water rescue services were carrying out training activities in the field of water rescue. They delivered 353 training courses, most training courses was dedicated to water lifeguards (338), 13 courses were delivered for instructors of water rescue and 2 courses for rescue dogs with the guide. 3 182 persons were awarded with the certificate of acquired qualifications.

In the case of quoting data from the Statistics Poland, please provide information: “Statistics Poland data source”, and in the case of publishing calculations made on data published by the Statistics Poland, please provide information: “Own study based on Statistics Poland data”.

<sup>2</sup> Data based on reports of services entitled to water life savings reported to the Ministry of Interior and Administration.

<sup>3</sup> Reference to Article 32(1) Act of 8 September 2006 on Medical State Emergency.

Prepared by:  
**Statistical Office in Kraków**  
**Director Agnieszka Szlubowska**  
Office: tel. (+48 12) 420 40 50

Issued by:  
**The Spokesperson for the President  
of Statistic Poland**  
**Karolina Banaszek**  
Mobile: (+48) 695 255 011

**Press Office**

Office: tel. (+48 22) 608 34 91; 608 38 04

**e-mail: [obslugaprasowa@stat.gov.pl](mailto:obslugaprasowa@stat.gov.pl)**



[www.stat.gov.pl/en/](http://www.stat.gov.pl/en/)



[@GUS\\_STAT](https://twitter.com/GUS_STAT)



[@GlownyUrzadStatystyczny](https://www.facebook.com/GlownyUrzadStatystyczny)

**Related information**

[Emergency rescue services activity in 2019](#)

[Emergency rescue services activity in 2018](#)

**Data available in databases**

[Database Local Data Bank – organisation of the state and justice](#)