

Registrations and bankruptcies of enterprises in the first quarter of 2023

10.05.2023

 **3.7%**

Increase in the number of registrations of enterprises in the first quarter of 2023 compared to the corresponding period of previous year

In the first quarter of 2023, there were 96 274 registrations of enterprises recorded i.e. 3.7% more than in the corresponding period of previous year and 122 enterprises declared bankruptcy i.e. 38.6% more than in the corresponding period of previous year.

Registrations of enterprises

The number of registrations of enterprises in the first quarter of 2023 amounted to 96 274 compared to 92 882 in the corresponding period of previous year. In the first quarter of 2023, an increase in the number of registrations of enterprises was observed in most sectors: in accommodation and catering (by 10.4%), trade; repair of motor vehicles (by 9.3%), transportation and storage (by 4.9%), construction (by 2.1%), information and communication (by 1.8%), industry (by 1.5%). The decline was recorded only in services (by 2.3%).

Regarding the legal forms, the greatest increase of registrations was recorded for branches of foreign enterprises (by 25.4%) decline was noticed in the case of public limited partnerships (more than 20-fold decline). In the first quarter of 2023, 83.1% of all registrations of enterprises concerned natural persons conducting economic activity and 14.5% limited liability companies (in the first quarter of 2022 the shares were 80.4% and 16.6%, respectively).

The highest increase in the number of registrations (by 10.4%) was noticed in accommodation and catering

Chart 1. Number of registrations of enterprises

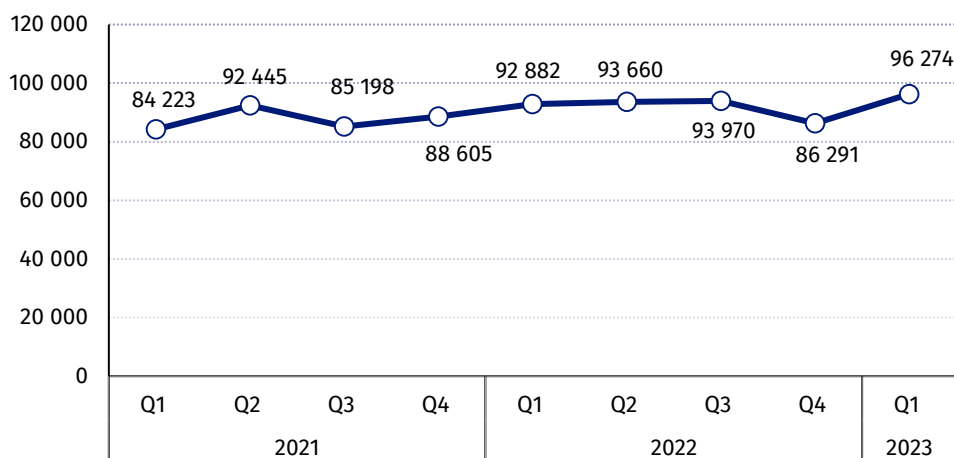
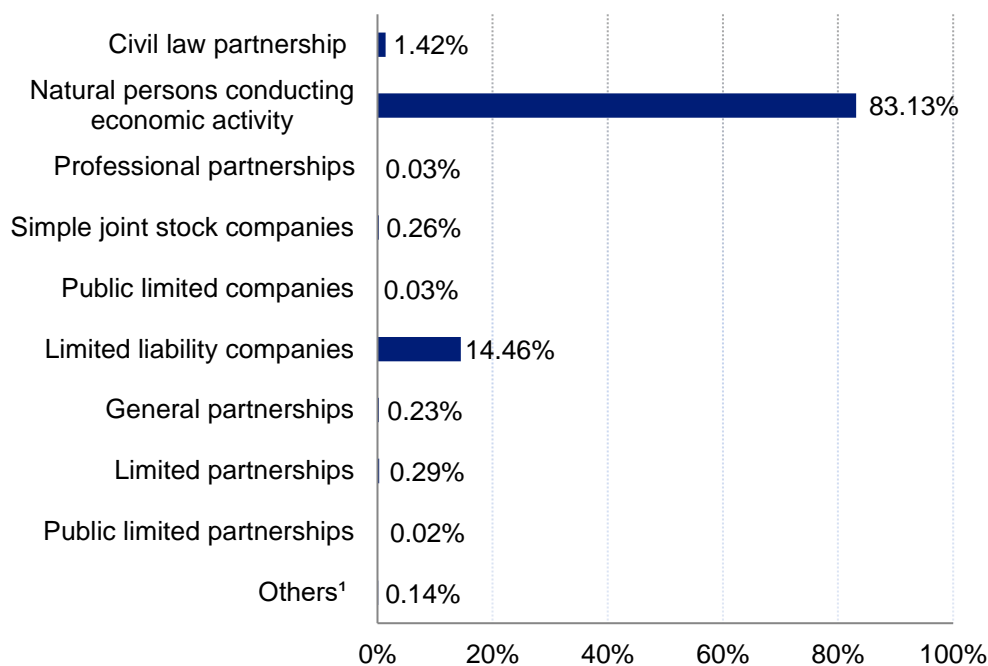


Chart 2. Structure of registrations of enterprises by legal form in the first quarter of 2023



¹Item includes: state-owned enterprises; cooperatives; branches of foreign enterprises; companies provided for in provisions other than the Commercial Companies Code and the Civil Code or legal forms to which the provisions on companies apply; foreign enterprises; entities with no specific legal form.

Bankruptcies of enterprises

In the first quarter of 2023, a number of enterprises that declared bankruptcy amounted to 122 and was 38.6% higher than in the corresponding period of previous year. An increase in the number of entities that declared bankruptcy was recorded in trade; repair of motor vehicles (27 vs. 11), services (25 vs. 13), industry (26 vs. 16), accommodation and catering (9 vs. 5) and in other sections (6 vs. 3). A decline was noticed in transportation and storage (1 vs. 7), construction (23 vs. 26) and information and communication (5 vs. 7).

In distinguished legal forms greater number of bankruptcies was recorded in all legal forms e.g. limited liability companies (87 vs. 60) while for natural persons conducting economic activity (15 vs. 11). Among the enterprises for which bankruptcy was declared 71.3% were limited liability companies (compared to 68.2% in the first quarter of 2022) and 12.3% were natural persons conducting economic activity (compared to 12.5% in the first quarter of 2022).

In the first quarter of 2023, the number of bankruptcies of enterprises increased by 38.6% compared to the corresponding period of previous year

Chart 3. Number of enterprises that declared bankruptcy

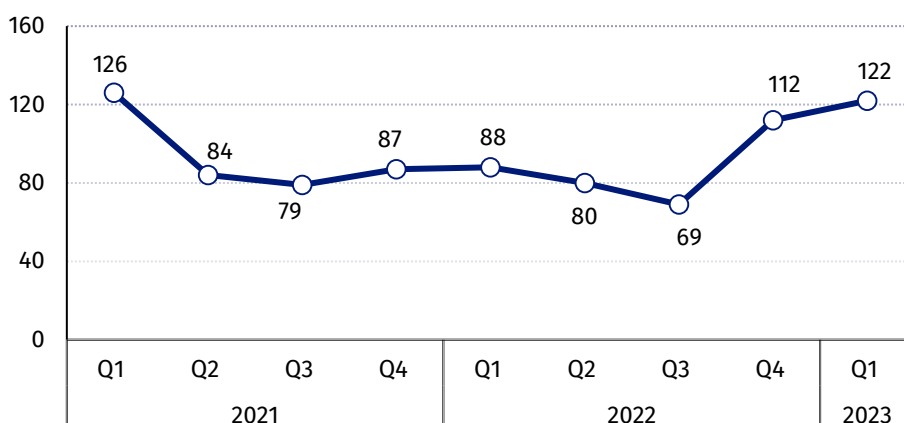
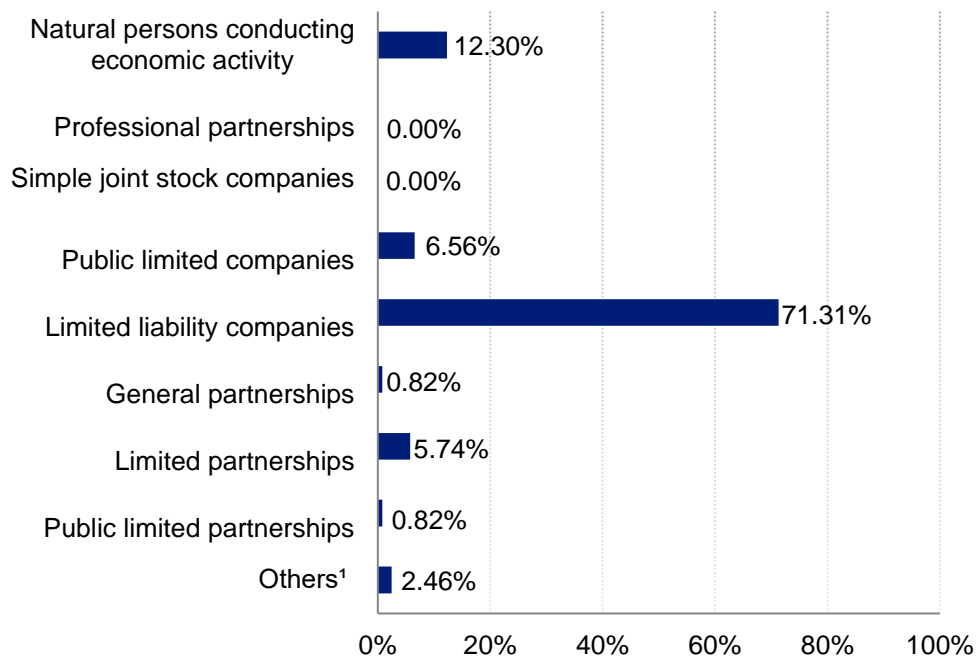


Chart 4. Structure of enterprises that declared bankruptcy, by legal form, in the first quarter of 2023



¹"Others" includes the following legal forms: state-owned enterprises; cooperatives; branches of foreign enterprises; companies provided for in provisions other than the Commercial Companies Code and the Civil Code or legal forms to which the provisions on companies apply; foreign enterprises; entities with no specific legal form.

The data presented in this study are prepared in accordance with the guidelines developed by Eurostat and include information on registration and bankruptcy of enterprises (defined as a single legal unit) with a predominant type of activity classified as, according to NACE Rev. 2, sections from B (mining and quarrying) to S (other service activities), excluding section O (public administration and defence; compulsory social security) and division 94 (activities of membership organisations).

By legal form, the data include the: civil partnerships operating based on a contract concluded in accordance with the Civil Code, natural persons conducting economic activity, professional partnerships, public limited companies, simple joint stock companies, limited liability companies, general partnerships, limited partnerships, public limited partnerships, state enterprises, cooperatives, branches of foreign enterprises, companies provided for in provisions other than the Commercial Companies Code and the Civil Code or legal forms to which the provisions on companies apply, foreign enterprises, entities with no specific legal form.

In the study, there are additional forms of grouping introduced apart from the generally classification:

- "industry" including sections: mining and quarrying (section B), manufacturing (section C), electricity, gas steam and air conditioning supply (section D), water supply; sewerage, waste management and remediation activities (section E);
- "services" including sections: financial and insurance activities (section K), real estate services (section L), professional, scientific and technical activities (section M), administrative and support service activities (section N);
- "other sections" including sections: education (section P), human health and social work activities (section Q), arts, entertainment and recreation (section R), other service activities (section S excluding division 94 activities of membership organisations).

Symbols:

(-) magnitude zero

(.) data not available, classified data (statistical confidentiality) or providing data impossible or purposeless

The number of bankruptcies in a given quarter applies to enterprises against which a decision on declaration of bankruptcy has been issued by a competent District Court in a given quarter.

The number of registrations in a given quarter applies to enterprises that were registered in the National Official Registry of Entities of the National Economy (REGON) in a given quarter. The registrations also include natural persons that terminated than restarted economic activity.

In the case of quoting Statistics Poland data, please provide information: "Source of data: Statistics Poland", and in the case of publishing calculations made on data published by Statistics Poland, please provide information: "Own elaboration based on Statistics Poland data".

TABULAR ANNEX
Table 1. Number of registrations of enterprises

SPECIFICATION	2021				2022				2023
	Q1	Q2	Q3	Q4	Q1	Q2	Q3	Q4	Q1
TOTAL	84 223	92 445	85 198	88 605	92 882	93 660	93 970	86 291	96 274
Industry (sections B,C,D,E)	6 828	7 513	6 799	7 312	7 297	7 283	7 174	6 352	7 404
Construction (section F)	16 871	20 247	19 029	16 745	18 640	19 750	18 885	14 697	19 028
Trade; repair of motor vehicles (section G)	15 648	15 288	13 684	14 871	15 081	14 351	14 836	14 444	16 483
Transportation and storage (section H)	4 846	5 131	5 134	5 207	5 899	5 845	5 458	5 215	6 187
Accommodation and catering (section I)	2 389	4 573	2 941	2 877	2 761	3 859	3 121	2 226	3 048
Information and communication (section J)	7 709	7 659	7 214	7 743	10 064	10 532	10 598	10 317	10 250
Services (sections K,L,M,N)	18 812	19 542	17 450	19 471	20 588	18 805	18 808	18 067	20 108
Other sections (P,Q,R,S excluding division 94)	11 120	12 492	12 947	14 379	12 552	13 235	15 090	14 973	13 766

Table 2. Number of registrations of enterprises by legal form

SPECIFICATION	2021				2022				2023
	Q1	Q2	Q3	Q4	Q1	Q2	Q3	Q4	Q1
TOTAL	84 223	92 445	85 198	88 605	92 882	93 660	93 970	86 291	96 274
Civil law partners-hip	1 472	1 311	1 125	1 261	1 313	1 127	1 106	1 105	1 370
Natural persons conducting economic activity	69 760	77 651	71 623	71 335	74 699	80 188	80 206	72 326	80 028
Professional partnerships	37	34	31	28	23	14	25	24	26
Public limited companies	74	88	53	60	47	32	47	33	33
Simple joint stock companies	-	-	.	.	.	194	225	173	248
Limited liability companies	12 013	12 442	11 821	15 048	15 463	11 199	11 674	11 943	13 922
General partnerships	586	596	319	322	300	211	201	216	221
Limited partnerships	160	164	131	363	504	324	274	312	277
Public limited partnerships	8	16	18	95	407	232	62	29	19
State-owned enterprises	0	0	0	0	0	0	0	0	0
Cooperatives	32	53	16	17	48	61	73	63	16
Branches of foreign enterprises	52	66	55	59	63	63	66	52	79
Others, including without specific legal form ¹	29	24	6	17	15	15	11	15	35

¹Item includes: companies provided for in the provisions of acts other than the Code of Commercial Companies and the Civil Code or legal forms, to which regulations on companies apply, foreign companies, without specific legal form.

Table 3. Number of bankruptcies of enterprises

SPECIFICATION	2021				2022				2023
	Q1	Q2	Q3	Q4	Q1	Q2	Q3	Q4	Q1
TOTAL	126	84	79	87	88	80	69	112	122
Industry (sections B,C,D,E)	28	17	24	27	16	17	23	34	26
Construction (section F)	16	16	8	9	26	14	6	14	23
Trade; repair of motor vehicles (section G)	34	20	18	20	11	23	12	29	27
Transportation and storage (section H)	5	7	3	6	7	7	2	7	1
Accommodation and catering (section I)	9	6	6	3	5	1	2	3	9
Information and communication (section J)	3	4	1	1	7	3	1	6	5
Services (sections K,L,M,N)	23	12	18	15	13	13	19	16	25
Other sections (P,Q,R,S excluding division 94)	8	2	1	6	3	2	4	3	6

Table 4. Number of bankruptcies of enterprises by legal form

SPECIFICATION	2021				2022				2023
	Q1	Q2	Q3	Q4	Q1	Q2	Q3	Q4	Q1
TOTAL	126	84	79	87	88	80	69	112	122
Natural persons conducting economic activity	28	20	15	19	11	9	3	14	15
Professional partnerships	0	0	0	0	0	0	0	0	0
Public limited companies	3	1	8	8	8	6	4	6	8
Simple joint stock companies	-	-	.	.	.	0	0	0	0
Limited liability companies	82	50	47	50	60	56	48	81	87
General partnerships	3	2	3	0	1	3	1	2	1
Limited partnerships	7	9	6	7	6	4	10	6	7
Public limited partnerships	1	0	0	1	1	0	1	2	1
State-owned enterprises	0	0	0	0	0	0	0	0	0
Cooperatives	2	2	0	2	1	2	2	1	3
Branches of foreign enterprises	0	0	0	0	0	0	0	0	0
Others, including without specific legal form ¹	0	0	0	0	0	0	0	0	0

¹Item includes: companies provided for in the provisions of acts other than the Code of Commercial Companies and the Civil Code or legal forms, to which regulations on companies apply, foreign companies, without specific legal form.

Prepared by:
Enterprises Department
Director Katarzyna Walkowska
Phone: (+48 22) 608 31 25

Issued by:
**The Spokesperson for the President
of Statistics Poland**
Karolina Banaszek
Phone: (+48) 695 255 011

Press Office

Phone: (+48 22) 608 38 04

e-mail: obslugaprasowa@stat.gov.pl

-  www.stat.gov.pl/en/
-  [@StatPoland](https://twitter.com/StatPoland)
-  [@GlownyUrzadStatystyczny](https://www.facebook.com/GlownyUrzadStatystyczny)
-  [gus_stat](https://www.instagram.com/gus_stat)
-  [glownyurządstatystycznygus](https://www.youtube.com/glownyurządstatystycznygus)
-  [glownyurządstatystyczny](https://www.linkedin.com/company/glownyurządstatystyczny)

Related information

- [Registrations and bankruptcies of enterprises in the first quarter of 2021](#)
- [Registrations and bankruptcies of enterprises in the second quarter of 2021](#)
- [Registrations and bankruptcies of enterprises in the third quarter of 2021](#)
- [Registrations and bankruptcies of enterprises in the fourth quarter of 2021](#)
- [Registrations and bankruptcies of enterprises in the first quarter of 2022](#)
- [Registrations and bankruptcies of enterprises in the second quarter of 2022](#)
- [Registrations and bankruptcies of enterprises in the third quarter of 2022](#)
- [Registrations and bankruptcies of enterprises in the fourth quarter of 2022](#)