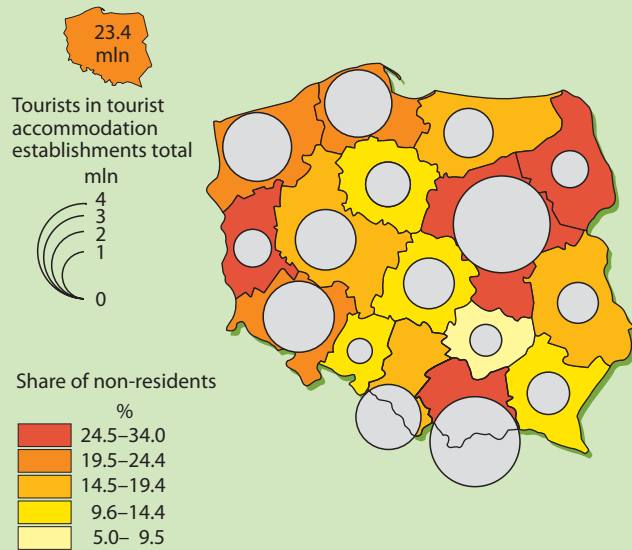
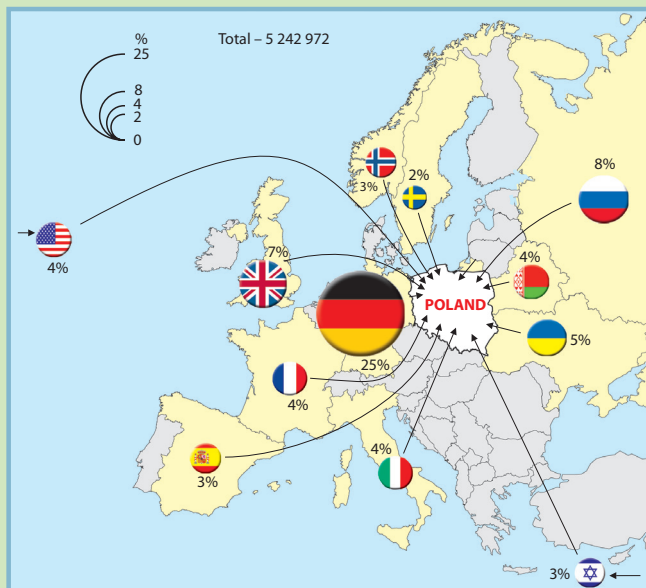


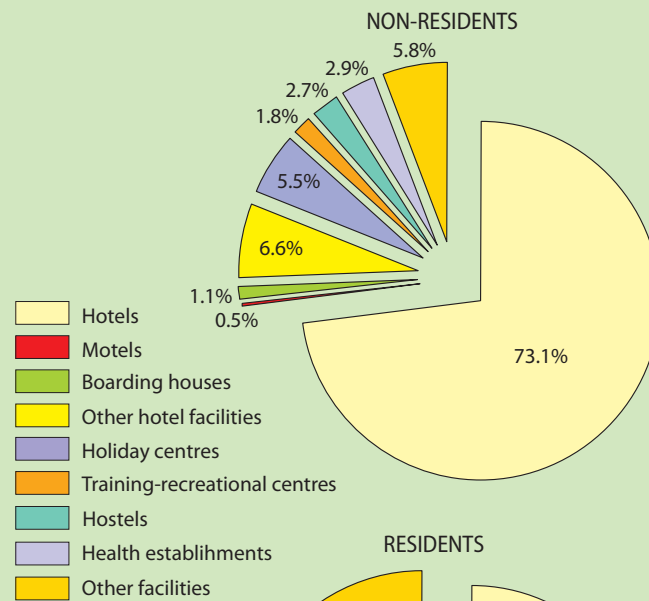
TOURISTS IN TOURIST ACCOMMODATION ESTABLISHMENTS IN 2013



NON-RESIDENTS IN TOURIST ACCOMMODATION ESTABLISHMENTS IN 2013



STRUCTURE OF OVERNIGHT STAYS IN TOURIST ACCOMMODATION ESTABLISHMENTS IN 2013



Publication **Tourism in 2013** available on:
<http://www.stat.gov.pl/>

Graphic preparation and print
ZWS Statistical Publishing Establishment



CENTRAL STATISTICAL OFFICE

Tourist accommodation establishments in Poland in 2013



Tourist accommodation establishments are classified and described in groups according to NACE 2007 as follow:

55.1 – hotels and similar establishments - hotels, motels, boarding houses and other hotel facilities providing specified services, including room service, bed-making and cleaning of sanitary facilities, at least on a daily basis,

55.2 – holiday and other short-stay accommodation (other establishments excluding camping sites and tent camp sites),

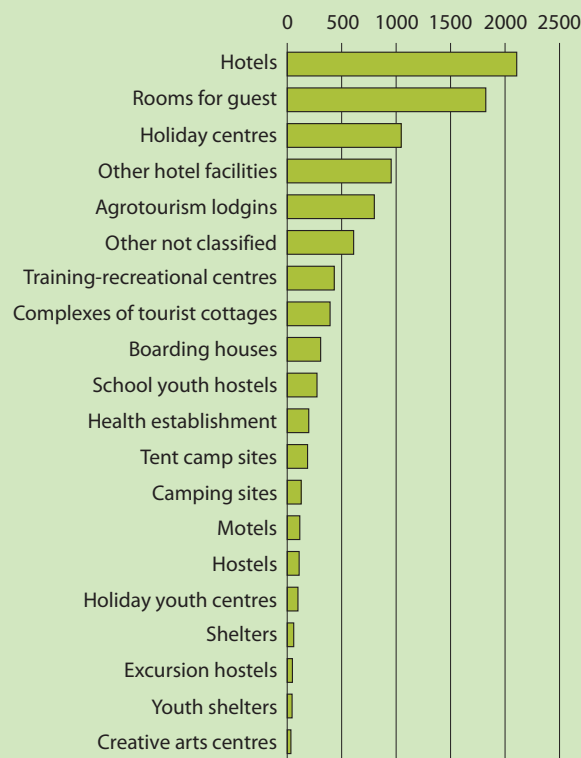
55.3 – camping grounds, recreational vehicle parks and trailer parks (camping sites and tent camp sites).

Tourist accommodation establishments in 2013 by NACE

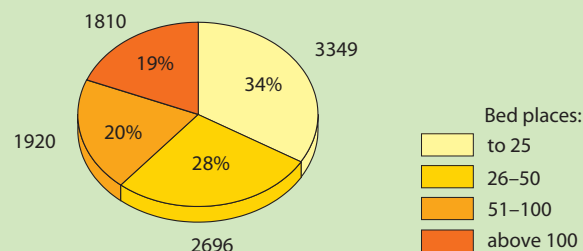
Specification	Total	NACE 55.1	NACE 55.2	NACE 55.3
Facilities (as of 31 VII)	9 775	3 485	5 974	316
of which open all year	6 661	3 403	3 245	13
Bed places (as of 31 VII) in thous.	679	274	364	42
of which open all year in thous.	465	271	193	2
Tourists in thous.	23 401.1	17 115.8	5 993.9	291.4
Non-residents in thous.	5 243.0	4 687.0	488.8	67.2
Overnight stays in thous.	62 959.5	32 734.2	29 370.3	855.0
Overnight stays of non-residents in thous	12 471.3	10 129.5	2 178.4	163.5
Rooms rented ^a in thous.	19 908	19 908	.	.
Rooms rented ^a by non-residents in thous	6 398.1	6 398.1	.	.
Occupancy rate of bed places in %	33.8	33.7	34.8	18.9
Occupancy rate of rooms ^a in %	41.6	41.6	.	.

^a Applies to hotels, motels, boarding houses, other hotel facilities.

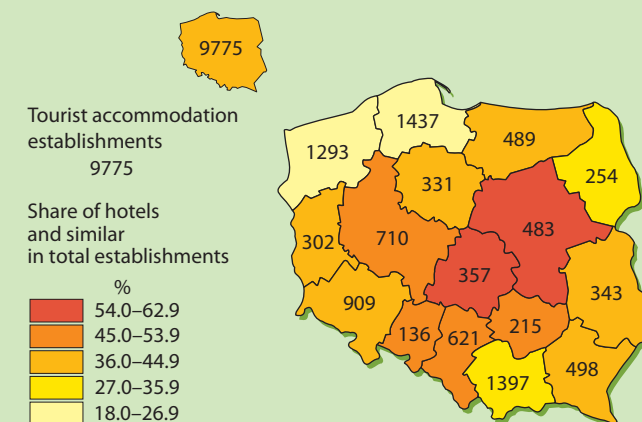
TOURIST ACCOMMODATION ESTABLISHMENTS BY TYPE AS OF JULY 31, 2013



TOURIST ACCOMMODATION ESTABLISHMENTS BY NUMBER OF BED PLACES IN 2013



TOURIST ACCOMMODATION ESTABLISHMENTS BY NUMBER OF BED PLACES IN 2013



OCCUPANCY RATE OF BED PLACES IN TOURIST ACCOMMODATION ESTABLISHMENTS IN 2013 (IN %)

