

Real estate sales in 2022

31.07.2023


24.3%

A decrease in the number of notarial deeds related to real estate sales in comparison with 2021

531,2 thousand notarial deeds relating to real estate sales were concluded in 2022, by 24.3% less than in the previous year. Compared to 2021 an increase in the number of notarial deeds occurred only in the case of sales of properties to the State Treasury or local self-government bodies (of 9.9%). The biggest decrease was noted in the case of sales of land properties (of 35.2%).

Table 1. Notarial deeds related to real estate sales concluded in 2022

Specification	2022	2021=100
Total	531 168	75.7
Sales of premises	208 089	80.9
Sales of land properties	121 949	64.8
Sales of agricultural land	63 318	82.6
Sales of properties built-up with residential buildings	53 584	73.3
Sales of cooperative ownership right to premises	39 896	77.5
Sales of other properties	20 438	77.3
Sales of other built-up properties	15 356	81.0
Sales of perpetual usufruct right	5 144	84.3
Sales of properties to the State Treasury or local self-government bodies	3 245	109.9
Transfer of properties by the State Treasury or local self-government bodies for perpetual usufruct with the sale of building	149	71.3

In 2022 compared to the previous year, the increase was noted only in the number of notarial deeds concerned the sales of properties to the State Treasury or local self-government bodies (by 9.9%)

Source: data of Ministry of Justice

According to data from the Real estate Price Register (RCN), in 2022, 490 thousand transactions were concluded for total value of over PLN 175 billion.

Table 2. Real estate sales (according to the RCN, as of 19th May 2023)

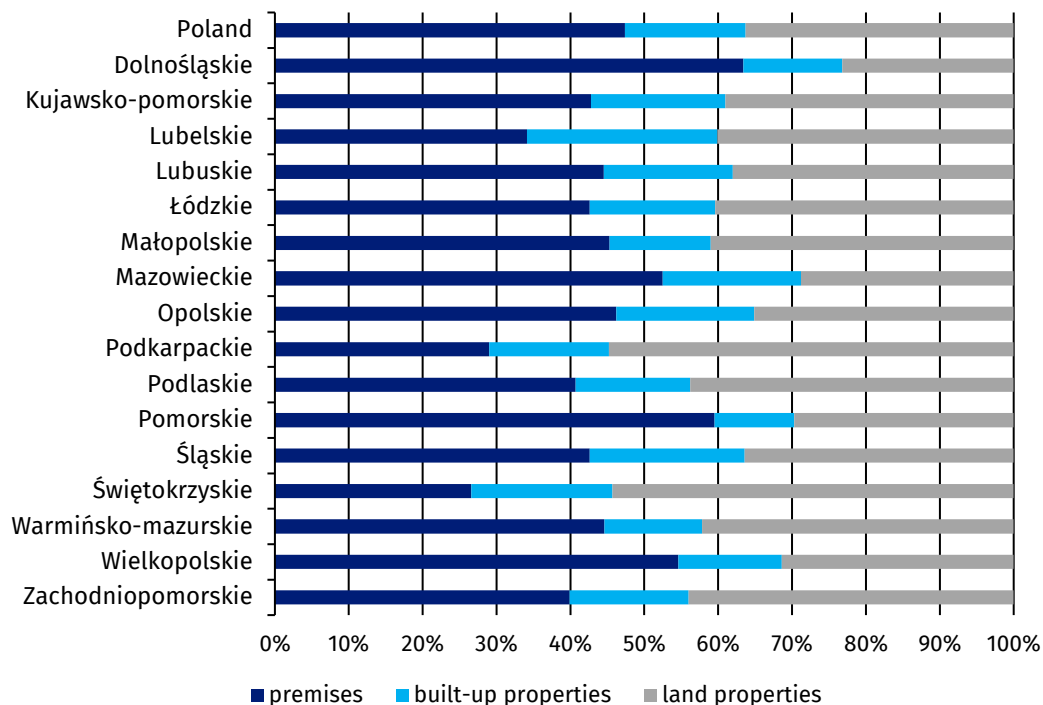
Specification	Number of transactions			Value of transactions		
	2021	2022		2021	2022	
	units	2021=100		PLN million	2021=100	
Total ¹	614 178	489 971	79.8	198 052	175 163	88.4
Premises	269 892	232 086	86.0	93 329	87 993	94.3
Built-up properties ²	95 124	80 088	84.2	50 604	43 082	85.1
Land properties	249 162	177 797	71.4	54 119	44 088	81.5

¹ Preliminary data for 27 powiats.

² Properties built-up with residential buildings, built-up agricultural land, other built-up properties and buildings are included.

The largest share in the total number of real estate transactions were the premises (in voivodships: Dolnośląskie, Pomorskie, Wielkopolskie, and Mazowieckie) as well as land properties (in voivodships: Podkarpackie and Świętokrzyskie).

Chart 1. Shares in real estate transactions by type in 2022



In 2022, the largest share in the number and in value of real estate purchase and sale transactions concerned the sale of premises (47.4% and 50.2%, respectively)

Table 3. Price indices of residential premises in 2022

Specification	2022	
	2021=100	2015=100
Total	111.8	165.2
Primary market	111.8	152.1
Secondary market	111.8	176.7

Prices of residential premises in 2022 increased by 11.8% in the comparison with the previous year (of which both, on the primary market and on the secondary market)

Chart 2. Changes in prices of residential premises compared to the previous year

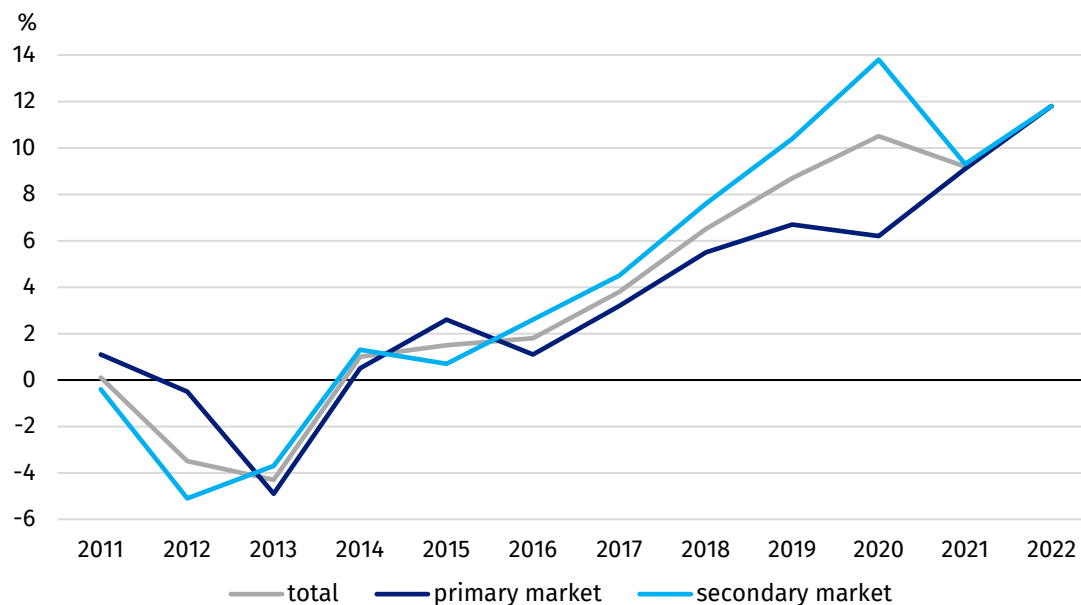
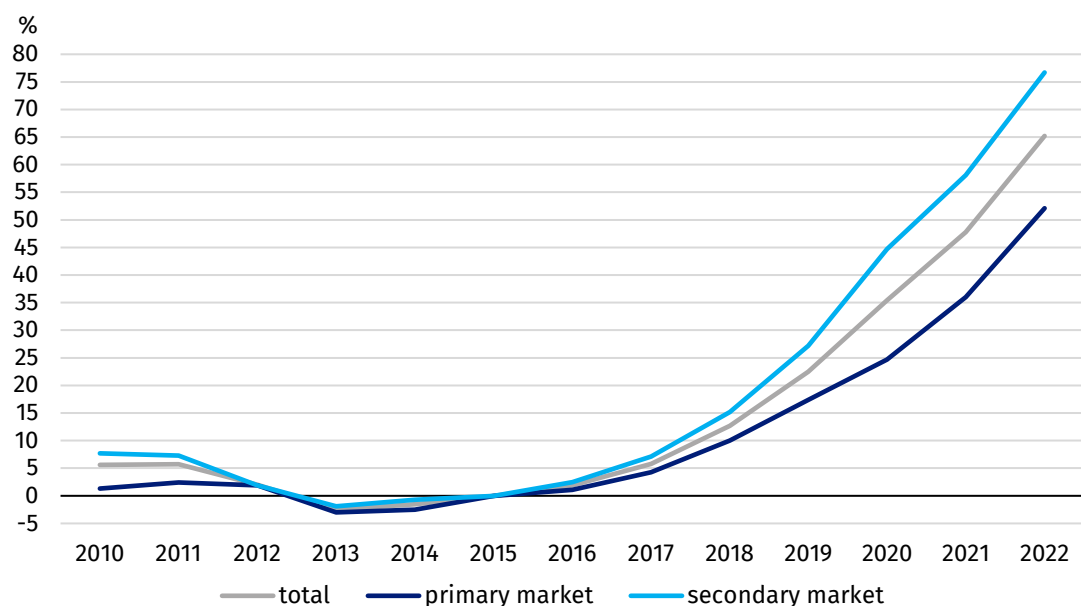


Chart 3. Changes in prices of residential premises compared to 2015



In case of quoting Statistics Poland data, please provide information: "Source of data: Statistics Poland", and in case of publishing calculations made on data published by Statistics Poland, please include the following disclaimer: "Own study based on figures from Statistics Poland".

Prepared by:
Trade and Services Department
Director Ewa Adach - Stankiewicz
Phone: (+48 22) 608 31 24

Issued by:
**The Spokesperson for the President
of Statistics Poland**
Karolina Banaszek
Phone: (+48) 695 255 011

Press Office

Phone: (+48 22) 608 38 04

e-mail: obslugaprasowa@stat.gov.pl



www.stat.gov.pl/en/



[@StatPoland](https://twitter.com/StatPoland)



[@GlownyUrzadStatystyczny](https://www.facebook.com/GlownyUrzadStatystyczny)



[gus_stat](https://www.instagram.com/gus_stat)



[glownyurządstatystycznygus](https://www.youtube.com/glownyurządstatystycznygus)



[glownyurządstatystyczny](https://www.linkedin.com/company/glownyurządstatystyczny)

Related information

[Price indices of residential premises by voivodships](#)

[Price of one square meter of usable floor space of a residential building](#)

[Real estate sales in 2021](#)

Data available in databases

[Knowledge Databases \(DBW\) Prices](#)

[Local Data Bank – Real Estate Market](#)

Terms used in official statistics

[Real estate turnover](#)

[Real estate Price Register](#)

[Premises](#)

[Price indices of residential premises](#)

[Real estate transaction](#)