

21.10.2019

General government deficit and debt in 2018

0,2%

General government deficit in 2018 in relation to GDP

According to the EDP notification, in 2018 the general government deficit was equal 5 036 mln zł (0,2% of GDP), while the general government debt amounted to 1 035 254 mln zł (48,9% of GDP).

On 30 September 2019, in accordance with the Council Regulation (EC) No. 479/2009 of 25 May 2009 on the application of the Protocol on the excessive deficit procedure annexed to the Treaty establishing European Community with amendments, the President of the CSO provided the general government deficit and debt data for years 2015-2018 (EDP notification) to the European Commission (Eurostat).

The data have been developed in accordance with the methodology of the European System of National and Regional Accounts in the European Union introduced by the Regulation (EU) No. 549/2013 of the European Parliament and of the Council of 21 May 2013 (ESA2010) and the guidelines contained in the Manual on Government Deficit and Debt, Implementation of ESA2010 (MGDD)¹.

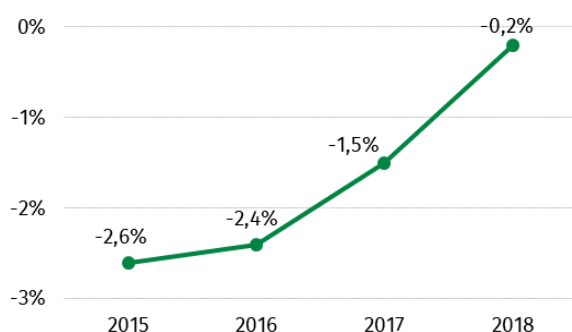
Table 1 General government deficit and debt in years 2015-2018 (mln zł)

Specification	2015	2016	2017	2018
Gross domestic product (GDP)	1 800 243*	1 861 148*	1 989 351*	2 115 242*
General government deficit/surplus	-47 090*	-44 097*	-29 025*	-5 036*
% GDP	-2,6%*	-2,4%*	-1,5%	-0,2%*
Central government deficit/surplus	-38 217*	-47 378*	-72 081*	-11 667*
% GDP	-2,1%*	-2,5%	-3,6%*	-0,6%
Local government deficit/surplus	-992*	5 050*	2 086*	-6 622*
% GDP	-0,1%	0,3%	0,1%	-0,3%*
Social security funds deficit/surplus	-7 881	-1 769	40 970	13 253*
% GDP	-0,4%	-0,1%	2,1%	0,6%
General government debt	923 392*	1 009 390*	1 006 650*	1 035 254*
% GDP	51,3%	54,2%	50,6%	48,9%

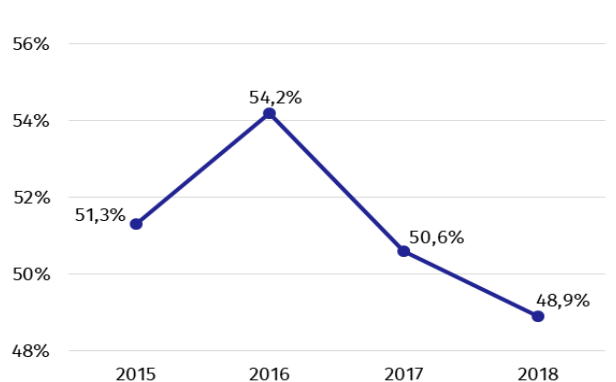
* Data have been revised in relation to the previously published on 23.04.2019r.

¹ The manual is available on the website: <https://ec.europa.eu/eurostat/web/government-finance-statistics/methodology/manuals>

Graph 1 General government deficit in % of GDP



Graph 2 General government debt in % of GDP



Data for years 2015-2018 have been revised in relation to the previously published (April 2019) mainly due to implementation of methodological changes resulting from the new edition of Manual on Government Deficit and Debt², reclassification of public units into the general government and use of the final source data for 2018.

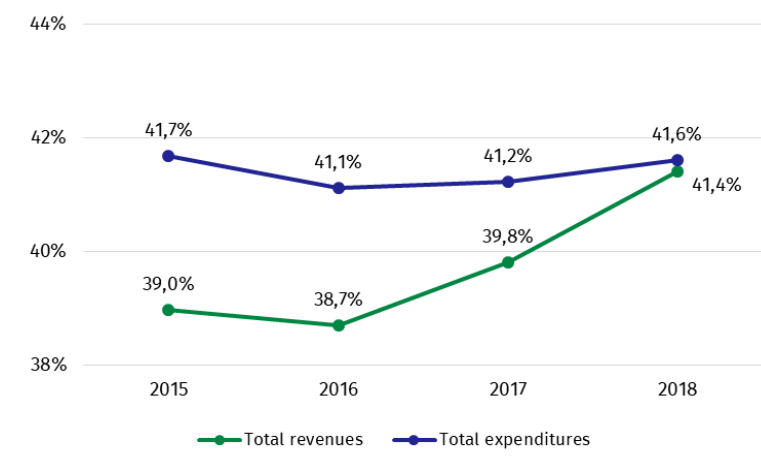
Together with the EDP notification, the Statistics Poland sent to the European Commission information about revenues and expenditures of the general government sector divided into transactions, according to the European System of National and Regional Accounts (ESA2010).

Table 2 Total revenues and expenditures of the general government sector according to ESA2010 in years 2015-2018 (mln zł)

Specification	2015	2016	2017	2018
Total revenues	703 202*	720 988*	791 018*	875 841*
%GDP	39,0%	38,7%*	39,8%*	41,4%*
Total expenditures	750 292*	765 085*	820 043*	880 877*
% GDP	41,7%	41,1%	41,2%	41,6%*

² The new edition of Manual on Government Deficit and Debt was published in August 2019. Eurostat has left Member States to decide the time of changes (October 2019 or March 2020 EDP notification). During the October EDP notification there were introduced only new guidelines concerning treatment of refundable contributions (chapter 1.5 MGDD).

Graph 3 Total revenues and expenditures of the general government sector in % of GDP



Similarly, as in case of deficit and debt, data on general government revenues and expenditures for years 2015-2018 have been revised in relation to the previously published (April 2019).

The revision of general government revenues caused their growth in years 2015, 2017 and 2018 respectively of 1,7 bn zł (without change in relation to GDP), 1,2 bn zł (0,1 percentage point in relation to GDP) and 4,8 bn zł (0,2 percentage points in relation to GDP). In 2016 there was decrease in revenues by 2,4 bn zł (0,2 percentage points in relation to GDP). The biggest changes were observed for transactions: taxes on production and imports (for years 2015-2016) and other current transfers (for years 2017-2018). The biggest revision of expenditures was in 2018 and caused their growth by 1,8 bn zł (0,1 percentage point in relation to GDP). The change concerned transactions: intermediate consumption and compensation of employees. Detailed data on revenues and expenditures of the general government sector divided into ESA2010 transactions are presented in Annex 1.

Information on general government deficit and debt of all EU Member States will be available in English on 21 October 2019 at 11 a.m. on the Eurostat website: <http://epp.eurostat.ec.europa.eu/portal/page/portal/eurostat/home>.

Inventory of the methods, procedures and sources used for the compilation of deficit and debt data and the underlying government sector accounts according to ESA2010 prepared according to the European Commission's guidelines in English version is available on Eurostat website:

<http://ec.europa.eu/eurostat/web/government-finance-statistics/excessive-deficit-procedure/edp-inventories>

Prepared by :

National Accounts Department

Ms. Anita Perzyna

Tel: 22 608 31 17

e-mail: a.perzyna@stat.gov.pl

Ms. Izabela Rudolf

Tel: 22 449 40 95

e-mail: i.rudolf@stat.gov.pl

Dissemination :

**The Spokesperson for the President of the
Statistics Poland**

Karolina Banaszek

Tel: 22 608 34 75, 22 608 30 09

e-mail: rzecznik@stat.gov.pl

Press Office

tel.: 22 608 34 75, 22 608 30 09

e-mail: obslugaprasowa@stat.gov.pl



www.stat.gov.pl



[@GUS_STAT](https://twitter.com/GUS_STAT)



[@GlownyUrzadStatystyczny](https://www.facebook.com/GlownyUrzadStatystyczny)

Related studies

[General government deficit and debt in 2018.](#)

Subject available in databases

[Knowledge Databases – National Accounts](#)

Important concepts available in the dictionary

[Gross domestic product](#)