

22.04.2022

# General government deficit and debt in 2021

## 1,9%

General government deficit  
in 2021 in relation to GDP

**According to the EDP notification, in 2021 the general government deficit was equal 49 008 zł (1,9% of GDP), while the general government debt amounted to 1 410 494 mln zł (53,8% of GDP).**

On 31 March 2022, in accordance with the Council Regulation (EC) No. 479/2009 of 25 May 2009 on the application of the Protocol on the excessive deficit procedure annexed to the Treaty establishing European Community with amendments, the President of the Statistics Poland provided the general government deficit and debt data for years 2018-2021 (EDP notification) to the European Commission (Eurostat).

The data have been developed in accordance with the methodology of the European System of National and Regional Accounts in the European Union introduced by the Regulation (EU) No. 549/2013 of the European Parliament and of the Council of 21 May 2013 (ESA2010) and the guidelines contained in the Manual on Government Deficit and Debt, Implementation of ESA2010 (MGDD, 2019 edition)<sup>1</sup>.

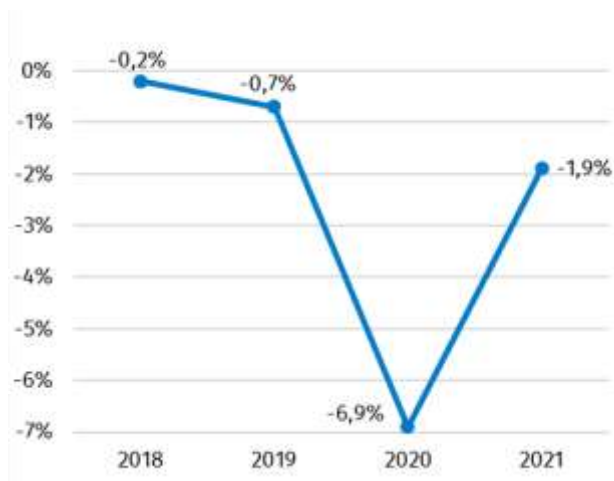
**Table 1. General government deficit and debt in years 2018-2021 (mln zł)**

Specification	2018	2019	2020	2021
Gross domestic product (GDP)	2 121 555	2 293 199	2 338 996*	2 622 184
General government deficit/surplus	-5 193	-16 901	-161 675*	-49 008
% GDP	-0,2%	-0,7%	-6,9%*	-1,9%
Central government deficit/surplus	-11 728	-25 104	-183 567*	-50 501
% GDP	-0,6%	-1,1%	-7,8%*	-1,9%
Local government deficit/surplus	-6 718	-4 682	4 464	15 913
% GDP	-0,3%	-0,2%	0,2%	0,6%
Social security funds deficit/surplus	13 253	12 885	17 428	-14 420
% GDP	0,6%	0,6%	0,7%	-0,5%
General government debt	1 035 717	1 045 865	1 336 558	1 410 494
% GDP	48,8%	45,6%	57,1%*	53,8%

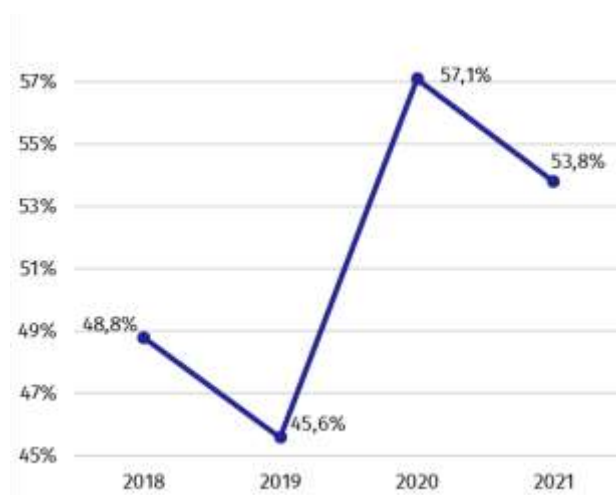
\* Data have been revised in relation to the previously published on 21.10.2021.

<sup>1</sup> The manual is available on the website: <https://ec.europa.eu/eurostat/documents/3859598/10042108/KS-GQ-19-007-EN-N.pdf/5d6fc8f4-58e3-4354-acd3-a29a66f2e00c>

**Chart 1. General government deficit in % of GDP**



**Chart 2. General government debt in % of GDP**



Data for 2020 year have been revised in relation to the previously published (October 2021) mainly due to updated data sources.

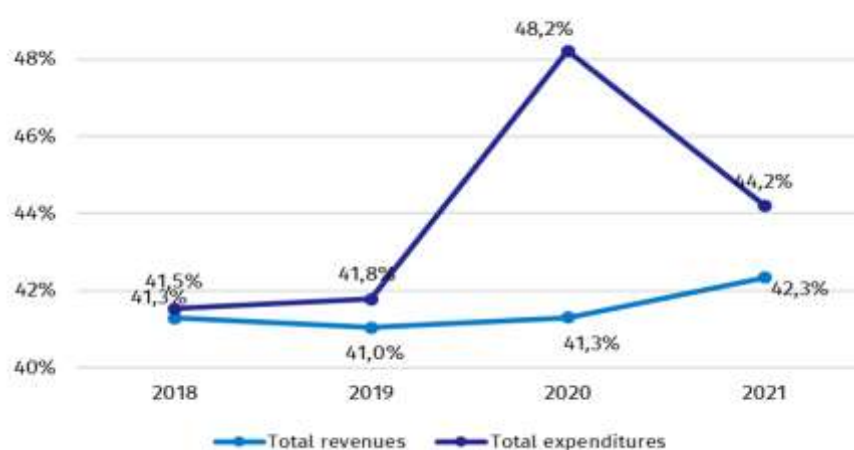
Together with the EDP data provided so far, all Members States were obligated to prepare a table containing data on measures taken in context of the COVID-19 epidemic. According to the preliminary data for 2021 year received for the notification, general government expenditures aimed at stopping the consequences of the epidemic COVID-19 and combating these effects as well as supporting the entities affected by them amounted to 71 728 mln zł.

Along with the EDP notification, the Statistics Poland sent to the European Commission information about revenues and expenditures of the general government sector divided into transactions, according to the European System of National and Regional Accounts (ESA2010).

**Table 2. Total revenues and expenditures of the general government sector according to ESA2010 in years 2018-2021 (mln zł)**

Specification	2018	2019	2020	2021
Total revenues	876 006	941 018	966 017*	1 109 985
% GDP	41,3%	41,0%	41,3%*	42,3%
Total expenditures	881 199	957 918	1 127 692*	1 158 993
% GDP	41,5%	41,8%	48,2%*	44,2%

**Chart 3. Total revenues and expenditures of the general government sector in % of GDP**



Similarly, as in case of deficit and debt, data on general government revenues and expenditures for 2020 year have been revised in relation to the previously published (October 2021).

The revision of general government revenues and expenditures caused their decrease in 2020 year, respectively of 258 mln zł (0,2 percentage point in relation to GDP) and of 4 670 mln zł (0,5 percentage point in relation to GDP). The biggest change of revenues occurred in transaction payments for non-market output. The decrease of expenditures mainly concerns transactions compensation of employees and subsidies.

Detailed data on revenues and expenditures of the general government sector divided into ESA2010 transactions are presented in Annex 1.

Information on general government deficit and debt of all EU Member States will be available on 22 April 2022 at 11 a.m. on the Eurostat website:

<http://epp.eurostat.ec.europa.eu/portal/page/portal/eurostat/home>.







Inventory of the methods, procedures and sources used for the compilation of deficit and debt data and the underlying government sector accounts according to ESA2010 prepared according to the European Commission's guidelines in English version is available on Eurostat website:

In case of quoting Statistics Poland data, please provide information: "Source of data: Statistics Poland", and in case of publishing calculations made on data published by Statistics Poland, please include the following disclaimer: "Own study based on figures from Statistics Poland".

Prepared by:  
**National Accounts Department**  
**Director Anita Perzyna**  
Phone: (+48 22) 608 31 17

Issued by:  
**The Spokesperson for the President  
of Statistics Poland**  
**Karolina Banaszek**  
Phone: (+48) 695 255 011

**Press Office**  
Phone: (+48 22) 608 38 04  
**e-mail: [obslugaprasowa@stat.gov.pl](mailto:obslugaprasowa@stat.gov.pl)**

-  [www.stat.gov.pl/en/](http://www.stat.gov.pl/en/)
-  [@StatPoland](https://twitter.com/StatPoland)
-  [@GlownyUrzadStatystyczny](https://www.facebook.com/GlownyUrzadStatystyczny)
-  [gus\\_stat](https://www.instagram.com/gus_stat)
-  [glownyurządstatystycznygus](https://www.youtube.com/glownyurządstatystycznygus)
-  [glownyurządstatystyczny](https://www.linkedin.com/glownyurządstatystyczny)

#### **Related studies**

[General government deficit and debt in 2020.](#)

#### **Subject available in databases**

[Knowledge Databases – National Accounts](#)

#### **Important concepts available in the dictionary**

[Gross domestic product](#)