



General government deficit and debt in 2015

On 31 March 2016, in accordance with the Council Regulation (EC) No. 479/2009 of 25 May 2009 on the application of the Protocol on the excessive deficit procedure annexed to the Treaty establishing European Community with amendments, the President of the CSO provided the general government deficit and debt data (EDP notification) to the European Commission (Eurostat).

The data have been developed in accordance with the methodology of the European System of National and Regional Accounts in the European Union introduced by the Regulation (EU) No. 549/2013 of the European Parliament and of the Council of 21 May 2013 (ESA2010) and the guidelines contained in the Manual on Government Deficit and Debt, Implementation of ESA2010 (MGDD, 2014 edition)¹.

According to the EDP notification, in 2015 the general government deficit was equal 46 666 mln zł (2,6% GDP), while the general government debt amounted to 917 772 mln zł (51,3% GDP).

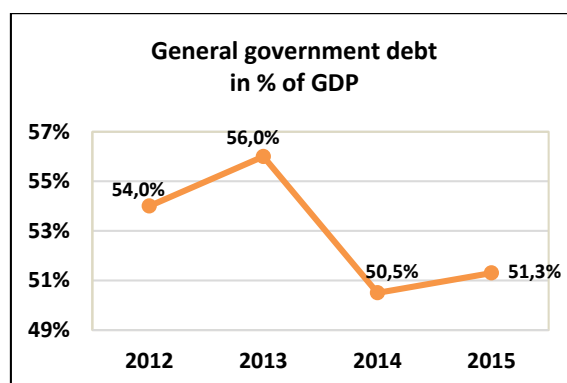
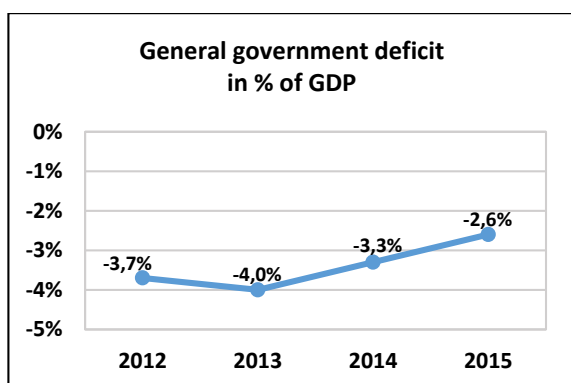
Data for years 2012-2014 had been slightly revised in relation to the previously published (October 2015) due to reclassification of public corporations, which meet criteria included in the MGDD into the general government sector. The list of the general government sector units is available on the CSO website: <http://stat.gov.pl/obszary-tematyczne/rachunki-narodowe/statystyka-sektora-instytucji-rzadowych-i-samorzadowych/>. Deficit and debt ratios to the GDP for 2015 have been revised during the data verification process with the European Commission in relation to the data published on 1 April 2016.

Table 1 General government deficit and debt in years 2012-2015 (mln zł)

Specification	2012	2013	2014	2015
Gross domestic product (GDP)	1 628 992	1 656 341	1 719 146	1 789 696
General government deficit/surplus	-60 159*	-66 697*	-56 958*	-46 666
% of GDP	-3,7%	-4,0%	-3,3%	-2,6%*
<i>Central government deficit/surplus</i>	-59 082*	-59 140*	-36 826*	-38 903
% of GDP	-3,6%	-3,6%	-2,1%	-2,2%
<i>Local government deficit/surplus</i>	-4 537*	-2 928*	-3 195*	-177
% of GDP	-0,3%	-0,2%	-0,2%	0,0%
<i>Social security funds deficit/surplus</i>	3 460	-4 629	-16 937	-7 586
% of GDP	0,2%	-0,3%	-1,0%	-0,4%
General government debt	879 332*	927 032*	867 921*	917 772
% of GDP	54,0%	56,0%*	50,5%*	51,3%*

¹ On the 4th of March 2016 Eurostat published the next edition of the MGDD allowing flexibility concerning time of implementation of the new guidelines (April or October 2016 Notification). The CSO will introduce the principles included in the new manual into the general government statistics in October 2016 EDP notification.

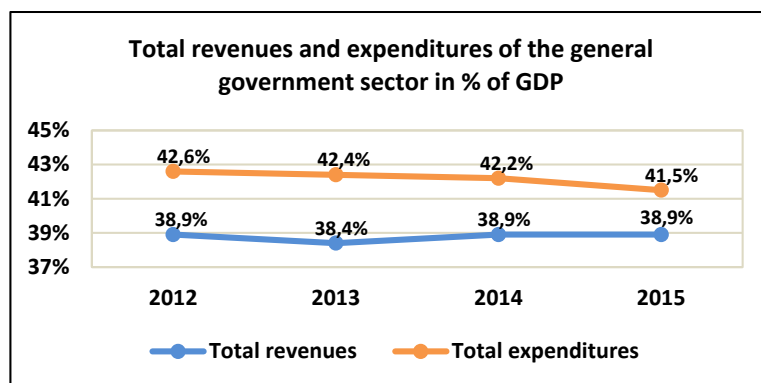
* Data have been revised in relation to the previously published.



Together with the EDP notification, the CSO sent to the European Commission information about revenues and expenditures of the general government sector divided into transactions, according to the European System of National and Regional Accounts (ESA2010).

Table 2 Total revenues and expenditures of general government sector according to ESA2010 in years 2012-2015 (mln zł)

Specification	2012	2013	2014	2015
Total revenues	633 304*	635 456*	668 224*	695 708
% of GDP	38,9%	38,4%	38,9%*	38,9%
Total expenditures	693 463*	702 153*	725 182*	742 374
% of GDP	42,6%	42,4%	42,2%*	41,5%



Detailed data on revenues and expenditures of general government sector divided into transactions are presented in Annex 1.

Information on general government deficit and debt of all EU Member States will be available in English on 21 April 2016 at 11 a.m. on the Eurostat website:

<http://epp.eurostat.ec.europa.eu/portal/page/portal/eurostat/home>.

Inventory of the methods, procedures and sources used for the compilation of deficit and debt data and the underlying government sector accounts according to ESA2010 prepared according to the European Commission's guidelines in English version is available on Eurostat website:

<http://ec.europa.eu/eurostat/web/government-finance-statistics/excessive-deficit-procedure/edp-inventories>.

Prepared by:
National Accounts Department
 For further methodological information:
Mrs. Olga Leszczyńska-Luberek
 Tel: (+48 22) 608 31 17
Mrs. Anita Perzyna
 Tel: (+48 22) 608 34 48

Dissemination:
The Spokesman of the President of the CSO:
Mr. Artur Satora
 Tel: (+48 22) 608 34 75, (+48 22) 608 30 09
 e-mail: rzecznik@stat.gov.pl