

22.04.2020

General government deficit and debt in 2019

0,7%

General government deficit in 2019 in relation to GDP

According to the EDP notification, in 2019 the general government deficit was equal 16 828 mln zł (0,7% of GDP), while the general government debt amounted to 1 045 122 mln zł (46,0% of GDP).

On 31 March 2020, in accordance with the Council Regulation (EC) No. 479/2009 of 25 May 2009 on the application of the Protocol on the excessive deficit procedure annexed to the Treaty establishing European Community with amendments, the President of the CSO provided the general government deficit and debt data for years 2016-2019 (EDP notification) to the European Commission (Eurostat).

The data have been developed in accordance with the methodology of the European System of National and Regional Accounts in the European Union introduced by the Regulation (EU) No. 549/2013 of the European Parliament and of the Council of 21 May 2013 (ESA2010) and the guidelines contained in the Manual on Government Deficit and Debt, Implementation of ESA2010 (MGDD, 2019 edition)¹.

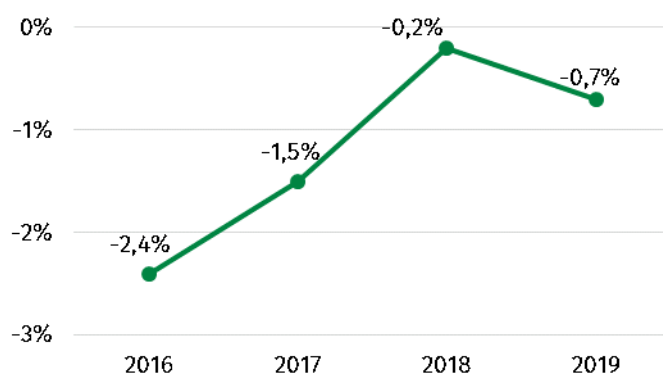
Table 1. General government deficit and debt in years 2016-2019 (mln zł)

Specification	2016	2017	2018	2019
Gross domestic product (GDP)	1 861 148	1 989 351	2 120 480*	2 273 556
General government deficit/surplus	-44 162*	-29 200*	-4 933*	-16 828
% GDP	-2,4%	-1,5%	-0,2%	-0,7%
Central government deficit/surplus	-47 427*	-72 212*	-11 491*	-27 134
% GDP	-2,5%	-3,6%	-0,5%*	-1,2%
Local government deficit/surplus	5 034*	2 042*	-6 695*	-4 417
% GDP	0,3%	0,1%	-0,3%	-0,2%
Social security funds deficit/surplus	-1 769	40 970	13 253	14 723
% GDP	-0,1%	2,1%	0,6%	0,6%
General government debt	1 009 965*	1 007 126*	1 035 703*	1 045 122
% GDP	54,3%*	50,6%	48,8%*	46,0%

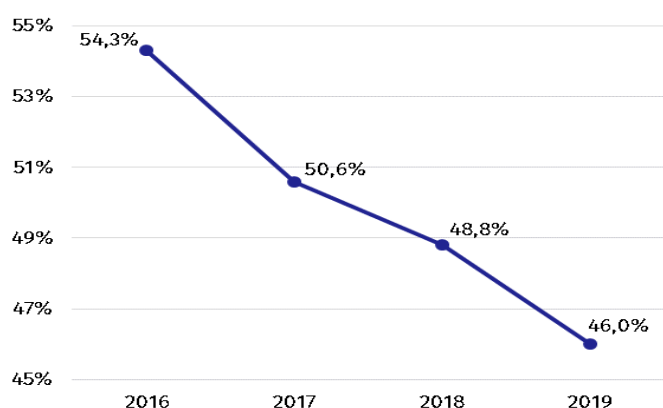
* Data have been revised in relation to the previously published on 21.10.2019

¹ The manual is available on the website: <https://ec.europa.eu/eurostat/documents/3859598/10042108/KS-GO-19-007-EN-N.pdf/5d6fc8f4-58e3-4354-acd3-a29a66f2e00c>

Graph 1. General government deficit in % of GDP



Graph 2. General government debt in % of GDP



Data for years 2016-2018 have been revised in relation to the previously published (October 2019) mainly due to reclassification of public units into the general government sector and implementation of successive methodological changes resulting from the new edition of Manual on Government Deficit and Debt².

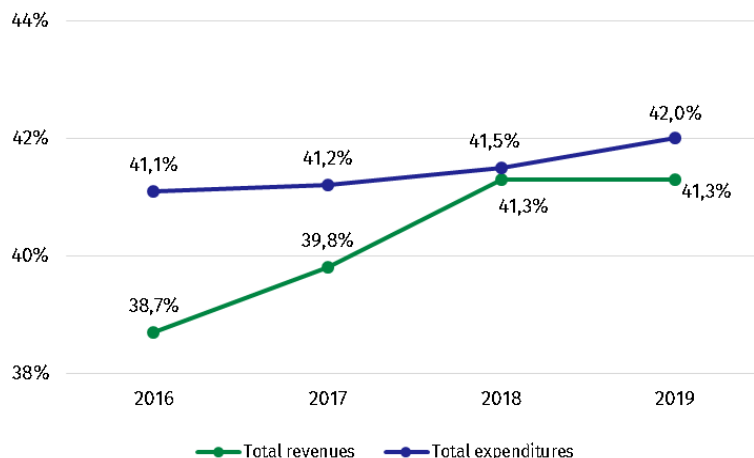
Together with the EDP notification, the Statistics Poland sent to the European Commission information about revenues and expenditures of the general government sector divided into transactions, according to the European System of National and Regional Accounts (ESA2010).

Table 2. Total revenues and expenditures of the general government sector according to ESA2010 in years 2016-2019 (mln zł)

Specification	2016	2017	2018	2019
Total revenues	721 019*	790 985*	875 423*	938 668
%GDP	38,7%	39,8%	41,3%*	41,3%
Total expenditures	765 182*	820 185*	880 356*	955 497
% GDP	41,1%	41,2%	41,5%*	42,0%

² During the EDP notification there were implemented new guidelines concerning interest accrued on intergovernmental loans unlikely to be repaid (chapter 2.4.3.20 MGDD) and long term trade credits and advances (chapter 2.5.3 and 8.2.1 MGDD).

Graph 3. Total revenues and expenditures of the general government sector in % of GDP



Similarly, as in case of deficit and debt, data on general government revenues and expenditures for years 2016-2018 have been revised in relation to the previously published (October 2019).

The revision of general government revenues caused their growth in 2016 year by 31 mln zł and decrease in 2017 and 2018 year respectively of 33 mln zł and 418 mln zł. The changes concerned transactions capital transfers and output (for 2018 year) and had impact on relation to GDP only in 2018 year by 0,1 percentage point. In years 2016- 2017 it was observed the increase of expenditures by 97 mln zł and 142 mln zł (without change in relation to GDP). The biggest changes for these years were observed in transactions property income and capital transfers. In 2018 year, the expenditures decreased by 521 mln zł (0,1 percentage point in relation to GDP) and concerned transactions other current transfers and gross capital formation.

Detailed data on revenues and expenditures of the general government sector divided into ESA2010 transactions are presented in Annex 1.

Information on general government deficit and debt of all EU Member States will be available on 22 April 2020 at 11 a.m. on the Eurostat website:

<http://epp.eurostat.ec.europa.eu/portal/page/portal/eurostat/home>.

Inventory of the methods, procedures and sources used for the compilation of deficit and debt data and the underlying government sector accounts according to ESA2010 prepared according to the European Commission's guidelines in English version is available on Eurostat website:

<http://ec.europa.eu/eurostat/web/government-finance-statistics/excessive-deficit-procedure/edp-inventories>.

Prepared by :
National Accounts Department
Ms. Anita Perzyna
Office: tel. (+ 48 22) 608 31 17

Dissemination :
The Spokesperson for the President of the
Statistics Poland
Ms. Karolina Banaszek
Mobile: (+48) 695 255 011

Press Office

Office: tel. (+48 22) 608 34 91, 608 38 04

e-mail: obslugaprasowa@stat.gov.pl



www.stat.gov.pl/en/



@StatPoland



@GlownyUrzadStatystyczny

Related studies

[General government deficit and debt in 2018.](#)

Subject available in databases

[Knowledge Databases – National Accounts](#)

Important concepts available in the dictionary

[Gross domestic product](#)