

# Retail sales index – October 2021

23.11.2021

**↑ 6.9%**

An increase compared with the corresponding month of the previous year

In October 2021 retail sales<sup>1</sup> at constant prices were by 6.9% higher than the year before (against a decrease of 2.3% in October 2020). Compared with September 2021 retail sales increased by 3.6%.

In the period of January-October<sup>2</sup> 2021 retail sales y/y were by 7.4% higher (against a decrease of 3.0% in 2020).

## Retail sales of goods by type of enterprise activity

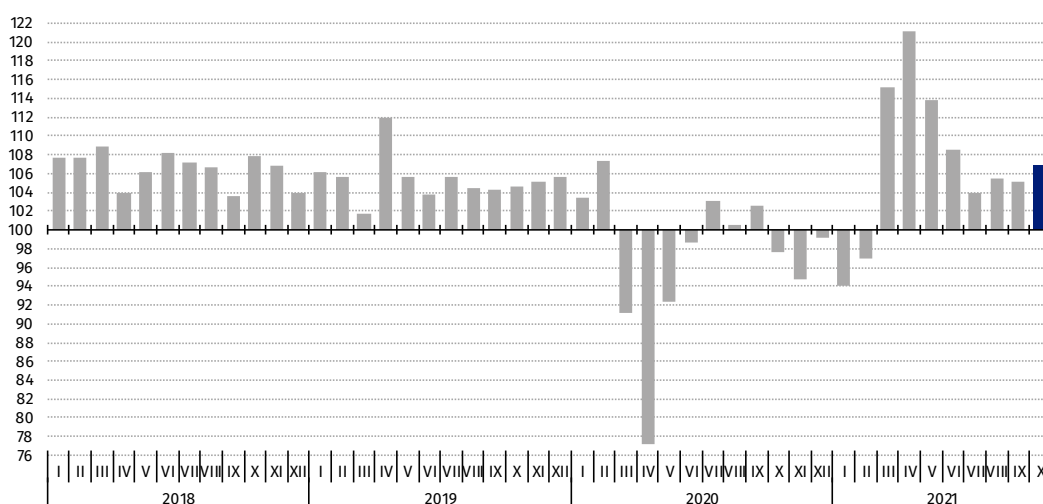
In October 2021, the largest increase in retail sales (at constant prices) compared to the corresponding period of 2020, among the groups presented, was still recorded by units trading in textiles, clothing, footwear (by 29.3% against a decrease of 9.7% the year before). Higher sales than “total” sales were also observed in the group “others” (by 13.2%).

A decrease in sales, similarly to the previous month, was reported only by units selling motor vehicles, motorcycles, parts (by 5.2%).

In October 2021 compared with September this year, an increase in retail sales value via Internet at current prices was recorded (by 5.4%). The share of such sales was the same as a month ago - 8.4%. The highest increase in the share of sales was reported by enterprises classified into the group “furniture, radio, TV and household appliances” (from 16.2% a month ago to 17.0%) while the biggest drop by units from the group “newspapers, books, other sale in specialized stores” (from 22.5% to 21.1% respectively). The share in sales of the group “textiles, clothing, footwear” remained at the same level - 21.9%.

In October 2021 an increase in retail sales y/y was recorded in the majority of groups

**Chart 1. Retail sales of goods (constant prices) – corresponding period of previous year=100**



<sup>1</sup> Data concerns trade and non-trade enterprises employing more than 9 persons. Groups of enterprises were created on the basis of the Polish Classification of Activities (PKD 2007) and a given enterprise is included to a specific category by predominating kind of activity and according to its present organizational status in mentioned period. The recorded changes of rise or fall of the volume of retail sales in particular groups of enterprises activity may result from a change in the predominating kind of activity and organisational changes (e.g. a merger of enterprises). This does not have impact on the dynamics of the total retail sales.

<sup>2</sup> Corrections made by reporting entities were included in cumulative data.

**Table 1. Index numbers of retail sales (constant prices)**

Specification	X 2021		I-X 2021
	IX 2021=100	X 2020=100	I-X 2020=100
<b>TOTAL</b>	<b>103.6</b>	<b>106.9</b>	<b>107.4</b>
of which:			
Motor vehicles, motorcycles, parts	101.3	94.8	115.5
Solid, liquid and gaseous fuels	101.3	106.9	101.7
Food, beverages and tobacco products	107.2	102.7	101.2
Other retail sale in non-specialized stores	.	.	.
Pharmaceuticals, cosmetics, orthopaedic equipment	103.3	106.1	106.2
Textiles, clothing, footwear	107.2	129.3	129.1
Furniture, radio, TV and household appliances	98.8	100.2	105.8
Newspapers, books, other sale in specialized stores	96.9	104.2	106.1
Others	100.3	113.2	106.4

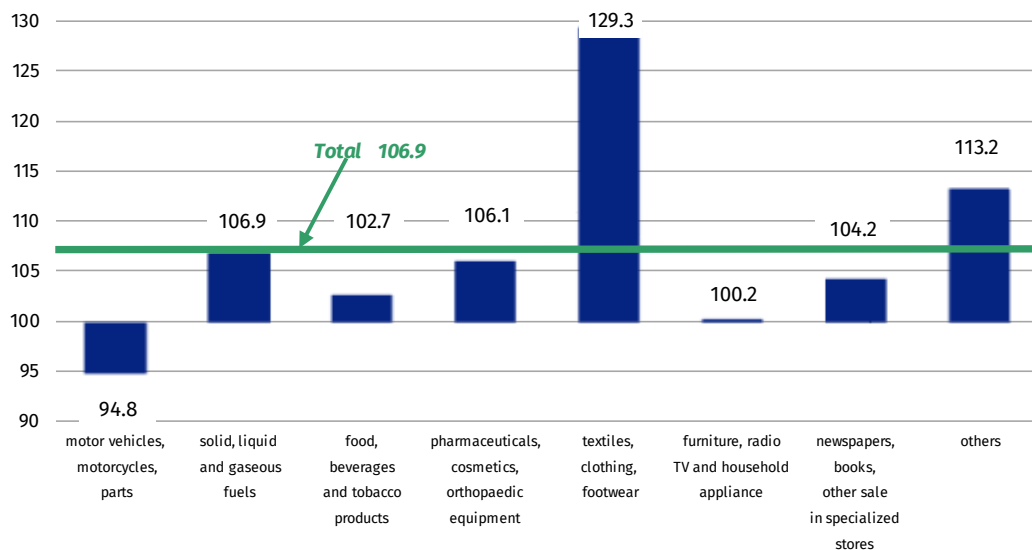
(.) Data not available, classified data (statistical confidentiality) or providing data impossible or purposeless

**Table 2. Index numbers of retail sales (current prices)**

Wyszczególnienie	X 2021		I-X 2021
	IX 2021=100	X 2020=100	I-X 2020=100
<b>TOTAL</b>	<b>105.4</b>	<b>114.4</b>	<b>111.3</b>
of which:			
Motor vehicles, motorcycles, parts	102.2	98.2	117.1
Solid, liquid and gaseous fuels	106.7	139.6	117.8
Food, beverages and tobacco products	107.7	107.2	103.6
Other retail sale in non-specialized stores	.	.	.
Pharmaceuticals, cosmetics, orthopaedic equipment	103.3	108.2	108.0
Textiles, clothing, footwear	110.4	130.5	128.5
Furniture, radio, TV and household appliances	100.2	105.2	108.6
Newspapers, books, other sale in specialized stores	98.0	108.2	109.2
Others	101.3	116.9	108.3

(.) Data not available, classified data (statistical confidentiality) or providing data impossible or purposeless

**Chart 2. Retail sales of goods in October 2021 by type of enterprise activity (constant prices) – corresponding period of previous year=100**

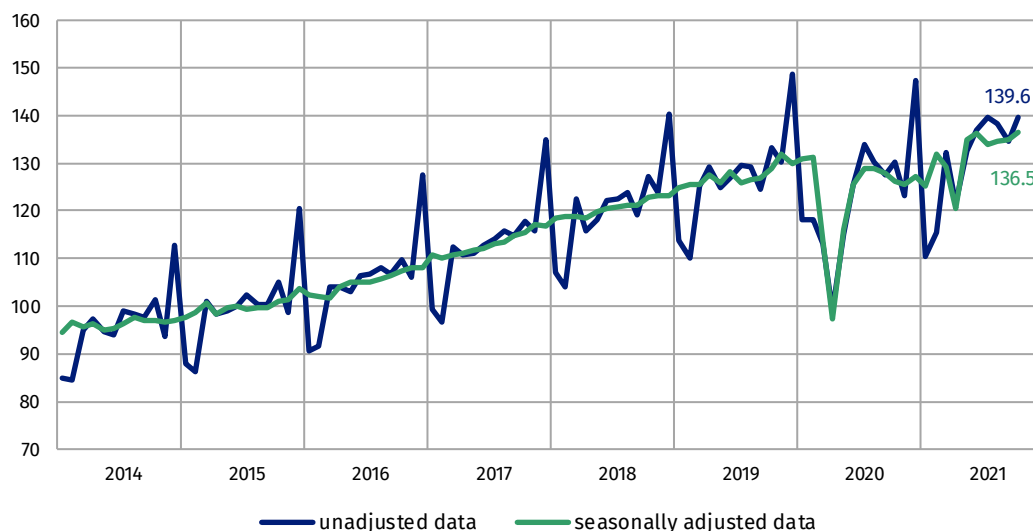


### Retail sales seasonally adjusted

After eliminating the seasonal factors, retail sales at constant prices in October 2021 were by 1.2% higher in comparison to September 2021.

In October 2021, there was an increase of 1.2% in retail sales seasonally adjusted in comparison with September 2021

**Chart 3. Retail sales – seasonally adjusted data and unadjusted (constant prices) – monthly average 2015=100**



In the publication "Statistical Bulletin" in tab. 1 simultaneously with the data on retail sales, the indices of the deflated turnover in retail trade are also presented, which are provided in accordance with the requirements for the needs of European statistics. The deflated turnover in retail trade covers the complete population of entities classified according to NACE in division 47 - "Retail trade, except of motor vehicles and motorcycles".

In case of quoting Statistics Poland data, please provide information: "Source of data: Statistics Poland", and in case of publishing calculations made on data published by Statistics Poland, please include the following disclaimer: "Own study based on figures from Statistics Poland"

**Prepared by:**  
Trade and Services Department  
Director Ewa Adach-Stankiewicz  
Office: tel. (+48 22) 608 31 24

**Dissemination:**  
The Spokesperson for the President  
of Statistics Poland  
Karolina Banaszek  
Mobile: (+48) 695 255 011

**Press Office**

Office: tel. (+48 22) 608 34 91, 608 38 04

email: [obslugaprasowa@stat.gov.pl](mailto:obslugaprasowa@stat.gov.pl)



[www.stat.gov.pl/en/](http://www.stat.gov.pl/en/)



[@StatPoland](https://twitter.com/StatPoland)



[@GlownyUrzadStatystyczny](https://www.facebook.com/GlownyUrzadStatystyczny)

#### **Related studies**

[Internal market in 2020](#)

#### **Subject available in databases**

[Knowledge Databases – Trade and Services](#)

[Macroeconomic Data Bank](#)

#### **Important concepts available in the dictionary**

[Retail sales of goods](#)