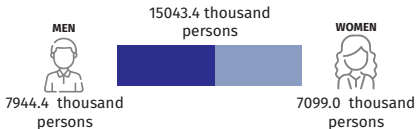


# EMPLOYED PERSONS IN THE NATIONAL ECONOMY IN JANUARY 2023

As at the end of the month

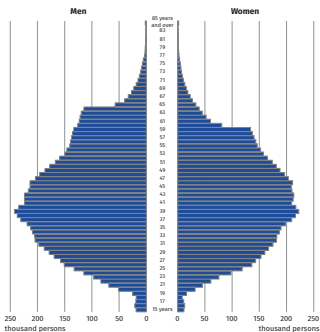
## EMPLOYED PERSONS IN THE NATIONAL ECONOMY

by sex



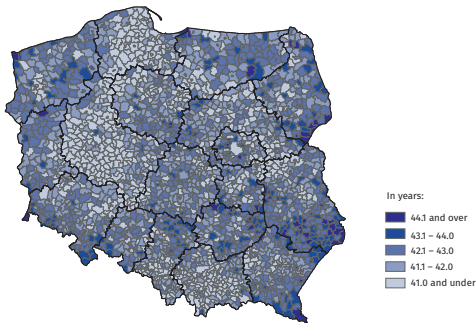
## EMPLOYED PERSONS IN THE NATIONAL ECONOMY

by sex and age

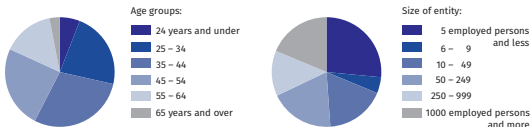


## MEDIAN AGE OF EMPLOYED PERSONS IN THE NATIONAL ECONOMY

by place of residence



## STRUCTURE OF EMPLOYED PERSONS IN THE NATIONAL ECONOMY



## EMPLOYED PERSONS IN THE NATIONAL ECONOMY\*

### FOREIGNERS



566.7 thousand persons

### RETIREES AND PENSIONERS



746.3 thousand persons

### DISABLED PEOPLE



471.8 thousand persons

\* The data do not include information on persons insured at KRUS.

[SEE MORE](#)



News release



Tables